

HAWKESBURY CITY COUNCIL

OPERATIONAL PLAN 2024/2025



www.hawkesbury.nsw.gov.au



STATEMENT OF COMMITMENT TO FIRST NATIONS PEOPLES

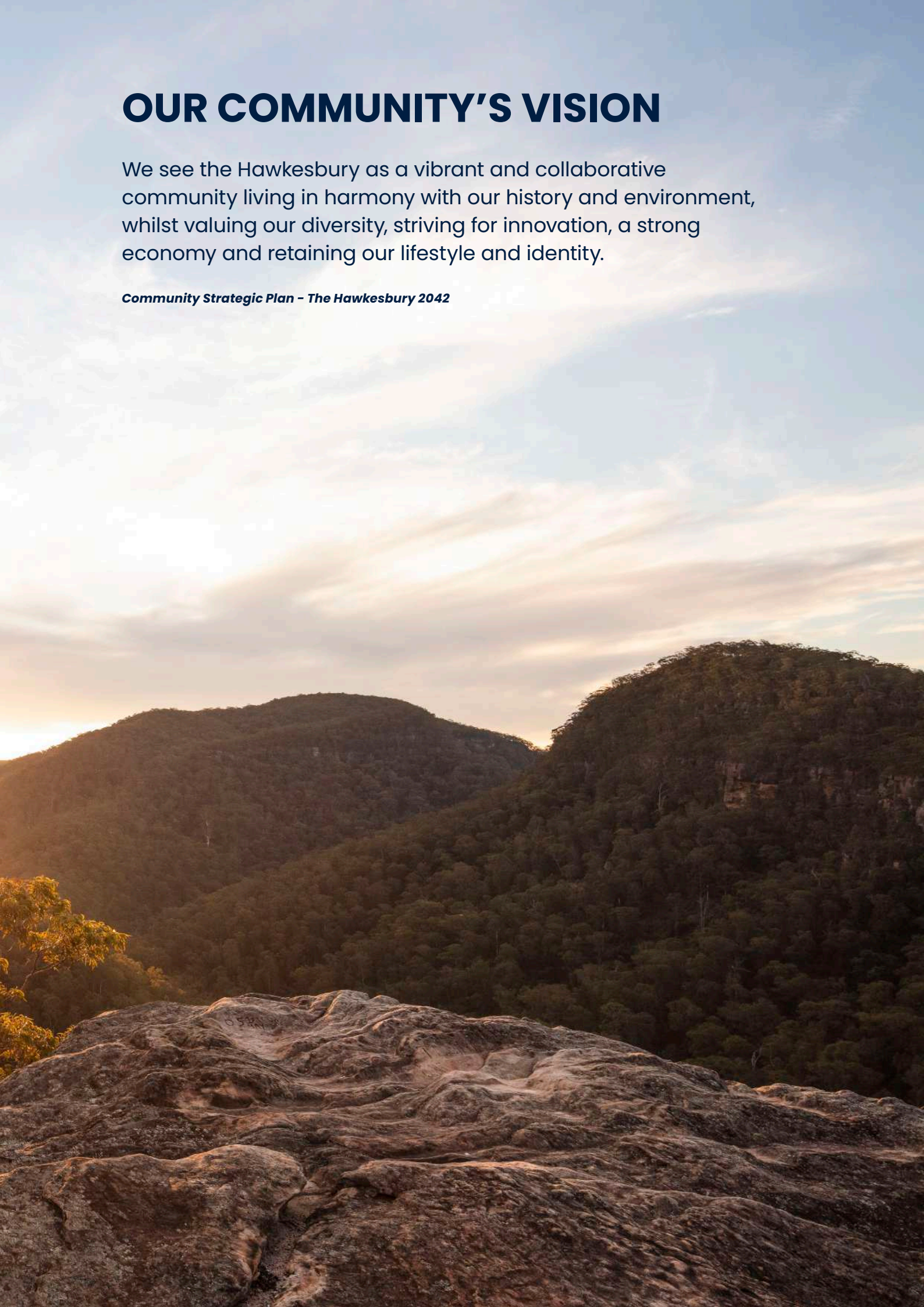
Council acknowledges the Dharug and Darkinjung peoples as the Traditional Custodians of the land throughout the Hawkesbury.

Council recognises the continuing connection of First Nations people to their Country and respects the cultures and histories of Aboriginal and Torres Strait Islander peoples as the first peoples of this land.

OUR COMMUNITY'S VISION

We see the Hawkesbury as a vibrant and collaborative community living in harmony with our history and environment, whilst valuing our diversity, striving for innovation, a strong economy and retaining our lifestyle and identity.

Community Strategic Plan - The Hawkesbury 2042





CONTENTS

A Message from Our Councillors	6
Operational Plan 2024/2025 Summary	7
Flood Recovery and Community Resilience	8
Roads and Infrastructure Recovery Snapshot	9
Western Sydney Infrastructure Grants Program	10
Works Program Snapshot	12
Our Budget	14
Our Services	15
Integrated Planning and Reporting Framework	16
Operational Plan 2024/2025 Actions	18
Summary of Major Functions	35
2024/2025 Estimates of Income and Expenditure	37
Glossary of Terms	38
Capital Works Program	41
2024/2025 Revenue Policy	46
2024/2025 Fees and Charges	61

A MESSAGE FROM OUR COUNCILLORS

Council is proud to present the 2024/2025 Operational Plan.

The Plan highlights Council's contribution to delivering the four Community Outcomes outlined in our long-term Community Strategic Plan: The Hawkesbury 2042 - It's Our Future.

This Plan represents the third and final year of action under the 2022-2026 Delivery Program, outlining specific details of the projects and activities that will be undertaken in the coming financial year.

A new Delivery Program will be written following the Local Government Election in September 2024, spanning from 2025-2029.

Our continued commitment to the Hawkesbury community is to deliver on the actions contained within the 2024/2025 Operational Plan and to keep you informed of the progress.

Major Operational Plan highlights for 2024/2025 include budgets of:

- \$107.6 million on improving local roads and drainage.
- \$39.8 million on upgrading public spaces, parks, sports and recreation facilities.
- \$45.6 million on community and culture including local events, our Libraries, Gallery and Museum.
- \$39.1 million on waste collection, landfill and sewer.

Key initiatives will include:

- The delivery of a significant \$129 million Capital Works Program.
- Continued focus on flood recovery works and actions across the Hawkesbury.
- Engagement, design and commencement of construction on the city shaping Western Sydney Infrastructure Grants Projects.
- Strategy and policy implementation to deliver on key environmental, economic, governance and social outcomes.
- Continuing to provide and improve services for our community.

We are working closely with our Executive Leadership Team to ensure the successful implementation and reporting of this Operational Plan.

We will report back to our community via the Six Monthly Progress Report, Annual Report and State of our City Report on what has been achieved, and progress made during implementation.

We look forward to delivering these actions for our community and continuing to drive progress towards the community's vision for the Hawkesbury.



OPERATIONAL PLAN SUMMARY

THE PLAN

The Operational Plan is Council's action plan for achieving the community priorities outlined in the Community Strategic Plan. It is prepared each year and identifies the projects, programs and activities that Council will fund and deliver across the next 12 months.

Our Operational Plan 2024/2025 was developed through an extensive planning and prioritisation process. It contains 131 key actions for delivery across a wide range of services and work areas, a comprehensive capital works program and annual budget.

The plan is structured around delivering on the four key Community Outcomes of our Community Strategic Plan: The Hawkesbury 2042 – It's Our Future:

- **Great Place to Live**
- **Protected Environment and Valued History**
- **Strong Economy**
- **Reliable Council**

KEY PRIORITIES 2024/2025



\$129 Million Capital Program focused on flood recovery, asset renewal and Western Sydney Infrastructure Grants Projects.

Implementing actions from key informing strategies to create a sustainable Hawkesbury and deliver on key environmental, economic, governance and social outcomes.



Continuously improving our service delivery to keep the Hawkesbury running and provide value for our community.

FLOOD RECOVERY AND COMMUNITY RESILIENCE

OUR HISTORY OF FLOODS

The Hawkesbury community has faced several natural disasters in recent years, including floods, bushfires, and the COVID-19 Pandemic. In March and July 2022, floods hit the area again, causing widespread damage. These floods were the largest to impact upon the Hawkesbury in 44 years and compounded the effects on our community, environment and infrastructure of the previous flooding through 2020 and 2021. The remarkable strength, generosity and support shown throughout these testing times is a testament to the values and resilience of our people.

BUILDING BACK BETTER

Council is continuing to work with government and non-government agencies to drive the community's resilience and recovery. Project teams and working groups are focusing on waste and the environment, infrastructure and planning, social and community support, and effective communications. This includes the development of Resilient Hawkesbury 2030, a plan for building a resilient community that is strongly connected and well prepared for emergencies and changes to the region.

Road and infrastructure repairs have focused on roads in outer reaching communities like the Macdonald Valley, Colo and Lower Portland, ahead of roads in Windsor and Richmond that have better connectivity and numerous routes to choose from.

In 2023/2024 Council delivered a significant amount of recovery projects including:

- Completed and reopened Greens Road, Lower Portland and the Upper Colo Bridge.
- Significant progress on the Thomas James Bridge and Settlers Road Landslip project.
- Delivered key projects under the Major Landslip Program including Tizzana Road, Grono Farm Road, Reedy Road and Chaseling Road North.
- Continued delivery of the Community Hubs initiatives to provide local support networks and services.
- Forward design and planning for 2024/2025 projects to improve project staging and accelerate delivery.

NEXT 12 MONTHS

The continued recovery of the Hawkesbury remains a key focus for 2024/2025. Council has received significant funding from State and Federal Governments to recover and repair Hawkesbury roads and damaged infrastructure. This funding and ongoing support is vital to repairing and building on our future resilience.

A range of environmental, economic and community based actions are outlined within this Operational Plan, building on our progress towards a more resilient and well serviced Hawkesbury.

ROADS AND INFRASTRUCTURE RECOVERY SNAPSHOT

GRANT FUNDING

Funding received under State and Federal Government grant programs is being added to Council's budget and works program, to accelerate the recovery of infrastructure in our region in the coming years. This includes damaged parks and recreation spaces, roads, bridges and drainage infrastructure. A significant portion of Council's capital works program for 2024/2025 has been dedicated to renewing and improving Council's local roads and infrastructure.

Several projects have been completed, with many more in the planning and delivery phase throughout 2024/2025. Due to funding arrangements, these works will be added to Council's budget and works program progressively as funding becomes available. Council provides regular updates on its recovery program through our **Renewing Hawkesbury's Roads** website hub.

Specific roads may appear in multiple sections of the Operational Plan 2024/2025, reflecting the different funding sources allocated to completing these projects.

DISASTER RECOVERY FUNDING ARRANGEMENTS

This funding supports Council with the financial challenge of responding to natural disasters. The funds are allocated to the repair, restoration and enhancement of damaged community infrastructure including roads, bridges and drainage.

Key projects include:

- Cornwallis Road, Cornwallis
- Thomas James Bridge, Wiseman's Ferry
- Gorricks Run Causeway, Upper Macdonald
- St Albans Road, St Albans/Central Macdonald
- Tennyson Road, Tennyson
- Wheelbarrow Ridge Road, Colo Heights
- Blacktown Road, Freemans Reach
- Stannix Park Road, Wilberforce
- Upper Colo Road, Upper and Central Colo
- Percival Street, Clarendon
- Terrace Road, North Richmond
- Webbs Creek Road, Webbs Creek
- Racecourse Road, Clarendon
- Gorricks Lane, Freemans Reach



WESTERN SYDNEY INFRASTRUCTURE GRANTS PROGRAM

THE PROCESS

In 2022, the NSW Government created the Western Sydney Infrastructure Grants Program (formerly WestInvest), which provided 15 Western Sydney Councils a total of \$2 billion – consisting of \$400 million of guaranteed funding and \$1.6 billion of competitive funding to deliver transformational infrastructure.

Hawkesbury City Council has received \$98 million in funding, contributing to a total of \$113 million to deliver significant recreation, culture and amenity projects for the Hawkesbury community.

The 2024/2025 year will see significant milestones in these city shaping projects. \$37 million is allocated this year, with works focusing on community and stakeholder engagement on all projects, detailed design and the early stages of construction.

THE PROJECTS



RICKABY'S CREEK BRIDGE CYCLEWAY

Construction of a shared-path crossing from Richmond to the off-road cycleway with improved safety, providing an off-road crossing of Rickaby's Creek and enhancing linkages between Windsor and Richmond.

2024/2025 – Detailed design completed and construction commenced.



TAMPLIN FIELD HOBARTVILLE REDEVELOPMENT

Tamplin Field will be redeveloped into a first-class sports and recreation precinct. Upgrades include a competition level running track, multipurpose field, playspace and dog training area. Lighting, parking and amenities will also be improved.

2024/2025 – Detailed design completed and construction commenced.



OASIS AQUATIC AND FITNESS CENTRE IMPROVEMENTS

Upgrades to the facility including children's splash park, shallow-depth program pool, deck space, increased parking, improved amenities and outdoor gym.

2024/2025 – Detailed design completed and construction commenced.



KURRAJONG TO KURMOND CYCLEWAY

Delivery of a shared off-road path alongside Bells Line of Road between Kurmond and Kurrajong, increasing active transport and recreation options for residents and tourists.

2024/2025 – Detailed design completed and construction commenced.

TURNBULL OVAL, NORTH RICHMOND UPGRADE

Redevelopment of the oval including landscaping, grandstand and clubhouse, paving, playground and carparking.

2024/2025 - Detailed design completed.



WOODBURY RESERVE, GLOSSODIA UPGRADE

Significant upgrades of the recreation spaces including new playground, multi-purpose courts, amenities building, parking, shared paths, barbecue facilities and off-leash area.

2024/2025 - Detailed design completed and continued construction.



RICHMOND SWIMMING CENTRE REDEVELOPMENT

The redevelopment of the current 1960s facility will greatly improve the accessibility and services on offer at the swimming centre and enable it to operate all year round. Improvements include all season usage, accessibility upgrades, interactive splash feature park, increased shade, picnic facilities and improved amenities.

2024/2025 - Detailed design completed.



FERNADELL PARK PITT TOWN AND COMMUNITY FACILITY REDEVELOPMENT

Significant redevelopment of the recreation spaces including new multipurpose fields, sports lighting, parking, amenities, play space, fitness equipment and integrated community centre.

2024/2025 - Detailed design completed and construction commenced.



NORTH RICHMOND COMMUNITY PRECINCT

The redevelopment of the North Richmond Community Centre will create a hub that will serve as a meeting and cultural space, social and recreational hub, and a much-needed fit-for-purpose emergency evacuation centre for the community residing west of the Hawkesbury River.

2024/2025 - Detailed design completed.



DISCOVERING THE HAWKESBURY WAYFINDING AND SIGNAGE PROJECT

This project will introduce a cohesive and consistent signage suite to assist user friendly navigation throughout the important places, histories and stories of the Hawkesbury region.

2024/2025 - Detailed designs and continued installation.



WORKS PROGRAM SNAPSHOT

MAJOR WORKS AND HIGHLIGHTS 2024/2025

COUNCIL AND COMMUNITY BUILDINGS – \$8.9M



- Hawkesbury Rural Fire District Control Centre
- North Richmond Community Precinct
- Bowman Cottage, Richmond
- Hawkesbury Oasis and Fitness Centre
- Windsor Function Centre

PUBLIC DOMAIN, OPEN SPACE AND RECREATION – \$37.9M



- Fernadell Park, Pitt Town Masterplan Implementation
- Freemans Reach Reserve Playground
- Windsor Town Centre Revitalisation
- Parks Renewal Program
- Wayfinding and Signage Program
- Argyle Bailey Reserve, Ebenezer
- Breakaway Ovals, Freemans Reach
- Deerubbin Park, Windsor
- Yarramundi Reserve, Agnes Banks
- Brinsley Oval, Pitt Town
- Richmond Swimming Pool Upgrade
- McQuade Park, Windsor
- South Windsor Inclusive Playground
- Macquarie Park, Windsor

ROAD REHABILITATION AND UPGRADES – \$66.9M



- Flood Recovery Program
- Vineyard Road Infrastructure
- Willow Glen Road Bridge Replacement
- Valder Avenue, Hobartville
- Lindsay Place, Glossodia
- East Kurrajong Road, East Kurrajong
- George Street, Windsor
- Gravel Roads Dust Suppression Program
- Oakville Road, Oakville
- Walker Street, South Windsor
- Walmsley Road, Lower Macdonald
- Road Resealing and Rehabilitation Programs

SEALING OF GRAVEL ROADS – \$2.2M



- Greens Road, Lower Portland

STORMWATER DRAINAGE IMPROVEMENT PROGRAM – \$3M



- Vineyard Stormwater Infrastructure
- Airstrip Road, Pitt Town
- Reedy Road, Cattai
- Coromandel Road, Ebenezer
- Gorricks Lane, Freemans Reach
- Terrace Road, North Richmond
- Old East Kurrajong Road, East Kurrajong
- Colonial Reserve, Bligh Park

ENVIRONMENT AND SUSTAINABILITY – \$21.8M



- Hawkesbury Nepean River System Coastal Management Plan
- Fine Scale Vegetation Mapping
- Environmental Sustainability Strategy, Net Zero Strategy and Urban Greening Strategy
- Environmental Protection and Support Program and Bush Regeneration
- Western Sydney Energy Program
- Nutrient Offset Works
- Domestic Waste Management

OTHER WORKS



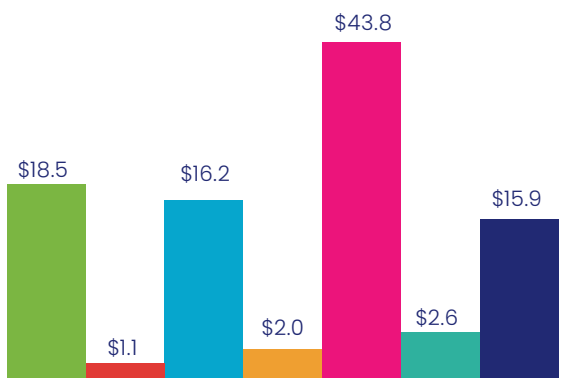
- Kurmond – Kurrajong Cycleway – \$4.0M
- Cycleway over Rickaby’s Creek – \$2.0M
- Waste Management Facility Upgrades – \$0.3M
- Footpath Renewal Program – \$0.2M
- Sewer Infrastructure – \$2.5M
- Kurmond Shop Carpark Renewal – \$0.2M
- Contribution to Hawkesbury Sports Council – \$1.3M
- Contribution to Emergency Services – \$3.0M
- Library Resources – \$0.3M
- Holding and Sponsorship of Events – \$1.0M

OUR BUDGET

Where does Council spend our money?	\$Million
Community and Culture	45.6
Corporate Services	4.6
Public Spaces, Parks, Sports and Recreation	39.8
Regulation and Community Safety	2.8
Road and Drainage Infrastructure	107.6
Strategic Planning	6.4
Waste Management and Resource Recovery	39.1
TOTAL	245.9

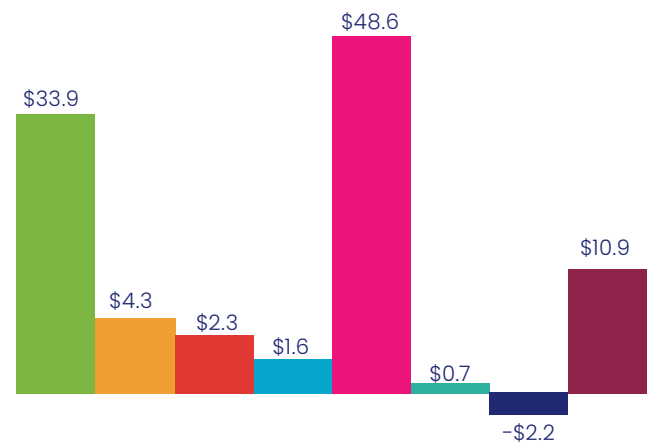
Where does the money come from?	\$Million
Rates and Annual Charges	83.3
User Charges and Fees	10.6
Interest and Dividends	3.9
Other Revenue	5.6
Grants and Contributions	119.5
Sale of Assets	1.7
Internal Reserves (Net)* money moving to reserves for future expenditure	-5.5
Depreciation	26.8
TOTAL	245.9

HOW COUNCIL WILL SPEND EVERY \$100



- Community and Culture
- Regulation and Community Safety
- Public Spaces, Parks, Sports and Recreation
- Corporate Services
- Roads and Drainage Infrastructure
- Strategic Planning
- Waste Management and Resource Recovery

HOW COUNCIL WILL FUND THIS WITH EVERY \$100



- Rates and Annual Charges
- User Charges and Fees
- Other Revenue
- Interest on Investments
- Grants and Contributions
- Sales of Assets
- Reserves
- Depreciation

OUR SERVICES

Council provides a wide range of services to our community every day. This includes external services like waste collection, sullage, open space, environmental protection and the Companion Animal Shelter, as well as internal services that support the organisation and city like information technology, finance and strategic planning.

Continuing to improve the way we deliver our services and customer experiences is a key priority. Regular reviews are undertaken to ensure quality services and sustainable value to our residents. Ongoing community engagement also helps to ensure we are talking to our community about what services they want and need.

The below graphic provides an overview of the services provided by Council.


WHAT COUNCIL PROVIDES – SERVICING THE HAWKESBURY



- Companion Animal Shelter
- Asset and Infrastructure Works and Management
- Emergency Management
- Roads, Bridges and Footpaths
- Stormwater
- Traffic, Transport and Connectivity
- City Repairs and Operations
- Corporate Services (Information Technology, Finance, People and Development, Governance)

- Museum, Libraries and Gallery
- Cultural Services
- Community Engagement, Communications and Events

- Aquatic and Recreation Facilities
- Community Centres
- Community Sponsorships
- Community Resilience



- Waste Management and Resource Recovery
- Sullage and Sewerage Services
- Enforcement, Safety and Public Health
- Parks, Open Space and Playgrounds
- Development Applications and Approvals
- City Design, Sustainability and Strategic Planning
- Economic Development and Place Making
- Heritage Services

- Advocacy and Representation
- Civic Events
- Customer Service and Support
- Property Management

- Tourism and Visitor Information
- Cemeteries
- Business Support



INTEGRATED PLANNING AND REPORTING FRAMEWORK

THE PROCESS

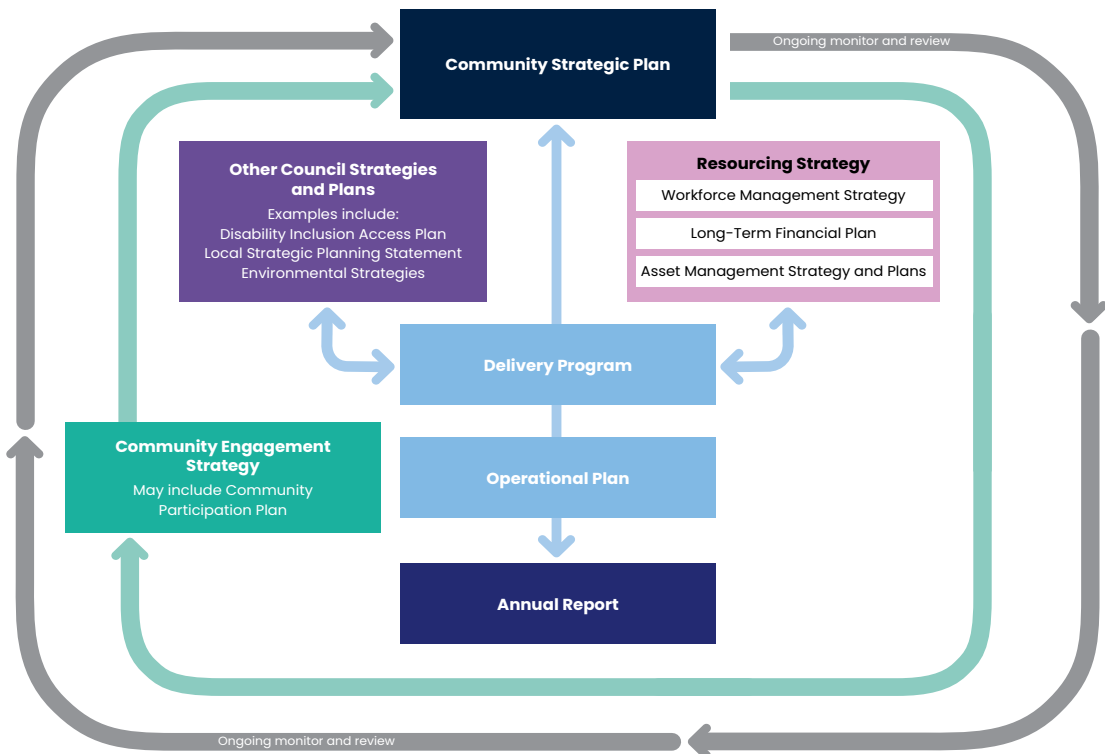
All Councils in NSW operate under the Integrated Planning and Reporting (IP&R) framework. The IP&R framework guides how each Council develops, documents and reports on their strategic plans under the Local Government Act 1993. It ensures that Council has effective plans for the future of the region, robust actions and projects to move things forward, and touch points to engage and update the community.

COMMUNITY STRATEGIC PLAN

The Community Strategic Plan (CSP) sits above all other Council Plans and Policies. Its purpose is to identify the community’s long term (10+ years) priorities, aspirations and outcomes for the future. The strategies in it consider the social, environmental and economic issues that affect the community, and the level of resources realistically available. It also takes into account State and regional planning, as well as civic leadership for the region.

While Council has a custodial role in preparing and updating the Community Strategic Plan on behalf of the Hawkesbury, it is not wholly responsible for its implementation. Other partners, such as State agencies and community groups will be engaged in delivering the long term strategies of the plan.

The CSP is then supported by the strategies and plans developed by Council, which directly translate these priorities and aspirations into activities, actions and projects Council will deliver and resource to achieve the CSP.



Office of Local Government – Integrated Planning and Reporting Framework 2021

DELIVERY PROGRAM

The Delivery Program details the principal activities to be undertaken by Council over a four year period to implement the strategies established by the Community Strategic Plan within the resources available under the Resourcing Strategy.

The Council must establish a new Delivery Program after each ordinary election of Councillors to cover the principal activities of the Council for the four year period, commencing on 1 July following an ordinary election.

Regular progress reports are provided to the Council and community on its implementation at least every six months.

OPERATIONAL PLAN (THIS DOCUMENT)

The Operational Plan spells out the details of the Delivery Program by identifying the actions and projects to be engaged in by Council during the year to achieve the Delivery Program principal activities.

The Operational Plan includes Council's annual capital works program, budget and Statement of the Revenue Policy.

RESOURCING STRATEGY


The Resourcing Strategy ensures Council has what it needs (i.e. time, money, assets and people) to deliver the activities, actions and projects of the Delivery Program and Operational Plan. It involves three main plans:

- Long Term Financial Plan
- Workforce Management Strategy
- Asset Management Strategy and Plans

ANNUAL REPORT

The Annual Report is one of the key points of accountability between Council and the community.

The Annual Report focuses on Council's implementation of the Delivery Program and Operational Plan. The report also includes some information that is prescribed by the Local Government (General) Regulation 2021. This information has been included in the Regulation because the State Government believes that it is important for community members to know about it, to help their understanding of how Council has been performing both as a business entity and a community leader.



OPERATIONAL PLAN ACTIONS

Community Outcome – 1. Great Place to Live

1.1 Enable a shared responsibility for community resilience, community safety and disaster management

1.1.1	Meet the needs of our community through effective flood, fire and other natural disaster management plans that promote the protection of life, property and infrastructure	Action	Deliverables 2024/2025	Responsibility
		Floodplain Risk Projects	<ul style="list-style-type: none"> -Finalise Hawkesbury Floodplain Risk Management Study and Plan. -Finalise Macdonald River, Colo River, Webbs and Greens Creek Flood Risk Management Study and Plan. -Finalise Redbank Creek Flood Study. -Implement actions from finalised plans and studies. 	Strategic Planning
		Emergency Management Services	<ul style="list-style-type: none"> -Provide effective disaster management and support, including Local Emergency Management Committee representation. -Implement key actions from the Resilient Hawkesbury Plan. 	Infrastructure Operations
		Hawkesbury Fire Control Centre	<ul style="list-style-type: none"> -Progress the land acquisition and project planning for the new Hawkesbury Fire Control Centre. 	Infrastructure Services
1.1.2	Make the Hawkesbury a friendly place where people feel safe	Community Safety Program	<ul style="list-style-type: none"> -Deliver community safety projects and activities in conjunction with Transport for NSW and Hawkesbury Police Area Command to reduce crime and improve community safety, including the Road Safety Action Plan. 	Community Planning and Partnerships
		Child Safety Framework and Action Plan Implementation	<ul style="list-style-type: none"> -Implement key initiatives from the Child Safety Action Plan. 	Community Planning and Partnerships

1.2 Encourage and enable our community to participate in a healthy lifestyle

1.2.1	Healthy, active ageing programs are promoted in partnership with government agencies and community organisations	Action	Deliverables 2024/2025	Responsibility
		Hawkesbury Sports Council (HSC) Support Program	<ul style="list-style-type: none"> -Support provided to the HSC and collaboration with Council to develop and deliver their sports plan and capital works. 	City Services
		Western Sydney Health Alliance Initiatives	<ul style="list-style-type: none"> Work with the Western Sydney Health Alliance to support the delivery of initiatives that can improve health outcomes for the community. 	Community Planning and Partnerships
1.2.2	Encourage active participation in a range of sporting and recreational pursuits	Social Infrastructure Strategy	<ul style="list-style-type: none"> -Finalise and adopt Social Infrastructure Strategy supporting inclusive decision making on the planning, delivery, funding and management of open spaces and key community facilities. -Commence implementation of key actions. 	Strategic Planning

Operational Plan 2024/2025 Actions

1.3 Increase the range of local partnerships and plan for the future

1.3.1	Encourage and facilitate community partnerships	Action	Deliverables 2024/2025	Responsibility
		Community Sponsorship Program	-Facilitate promotion, processing and distribution of community sponsorship funding three times during the year in line with Program Guidelines.	Community Planning and Partnerships
		Educational Services Program	-Collaborate with local services, health, seniors and schools to integrate library resources, museum visits and art experiences into the community and NSW curriculum.	Arts and Culture
1.3.2	Support and expand active volunteering	Arts and Culture Volunteer Program	-Promote Arts and Culture volunteering. -Recruit and train new volunteers.	Arts and Culture
1.3.3	Advocate and facilitate constructive and productive partnerships with residents, community groups and institutions	Disability Inclusion Action Plan 2024/2025 Implementation	-Implement key initiatives under the Disability Inclusion Action Plan.	Community Planning and Partnerships
		Convene the Windsor Bridge and Enhancing the Arts Working Groups	-Host and administer the Working Groups and monitor key actions.	Arts and Culture

1.4 Facilitate the delivery of infrastructure through relevant agencies for Council's own works

1.4.1	Our community's current and future utility infrastructure needs (water, sewer, waste, stormwater, gas, electricity) are identified and delivered	Action	Deliverables 2024/2025	Responsibility
		Integrated Water Cycle Management Strategy	-Develop and adopt an Integrated Water Cycle Management (IWCM) Strategy.	Wastewater Management
		Hawkesbury Nepean Nutrient Offset Framework	-Continue development and implementation of Council's response to the requirements of the NSW EPA's Hawkesbury-Nepean Nutrient Offset Framework, to manage nutrient loads and protect the community's environmental values for the river.	Wastewater Management
		Lone Worker Policy	-Develop and implement a Lone Worker Policy for Waste Water operational staff.	Wastewater Management
		Effluent Reuse Plan	-Develop and implement an Effluent Reuse Uptake Plan.	Wastewater Management
		Continue Review of Council's Waste Water Operating Model	-Deliver continued review of Council's Waste Water Operations.	Wastewater Management
		Liquid Trade Waste Framework	-Develop Liquid Trade Waste Policy.	Wastewater Management

Operational Plan 2024/2025 Actions

1.4.2	New development and infrastructure provision is aligned and meets community needs	Action	Deliverables 2024/2025	Responsibility
		Hawkesbury Local Housing Strategy	-Deliver balanced housing options by implementing the Hawkesbury Local Housing Strategy. -Commence implementing the Draft Western Sydney Affordable Housing Strategy.	Strategic Planning
		Developer Contributions Plan Review	-Review Section 7.11 and Section 7.12 Contribution Plans, including Vineyard Precinct Developer Contribution Plan.	Strategic Planning

1.5 Provide the right places and spaces to serve our community

1.5.1	Provide a variety of quality passive recreation spaces including river foreshores, parks, bushland reserves and civic spaces to enhance our community's health and lifestyle	Action	Deliverables 2024/2025	Responsibility
		Open Space Enhancement and Maintenance Program	-Maintenance activities prioritised, scheduled and completed in a timely manner to enhance the use of these facilities by our community.	Infrastructure Operations
1.5.2	Provide a variety of quality active recreation spaces including playgrounds, sporting fields, pools, fitness centre, stadium and multipurpose centres to enhance our community's health and lifestyle	Richmond Pool and Hawkesbury Oasis Aquatic and Fitness Centre	-Develop future plan under the Western Sydney Infrastructure Grants Program. - Continue management of the Richmond Pool and Hawkesbury Oasis Aquatic and Fitness Centre including operating models.	City Services
		Open Space Capital Works Program	-Design and deliver the 2024/2025 Open Space Capital Works Program.	Project Delivery
1.5.3	Provide a variety of quality shared spaces including meeting spaces accommodating public art, cultural and environmental amenity to enhance our community's health and lifestyle	Museum, Library and Gallery Website Improvements	-Develop and deliver improved website templates for the Museum, Library and Gallery Website. -Expand existing content on the Museum, Library and Gallery Website.	Arts and Culture

Operational Plan 2024/2025 Actions

1.5.4	Manage commercial spaces available for business and investment across the Hawkesbury's local centres	Action	Deliverables 2024/2025	Responsibility
		Internment Industry Scheme (Cemeteries)	-Implement changes to the Scheme to be compliant with the license conditions for Council cemeteries.	City Services
		Council Property Management	-Optimise occupancy rates and rental returns for Council owned commercial properties. -Transfer expired leases to new leases at current market rates.	Property Management and Strategy
		Property Strategy and Policy Implementation	-Complete Child Care Centre Review. -Complete Community Land Review. -Commence review of Council owned car parks.	Property Management and Strategy
		Land Acquisitions Program	-Complete land acquisitions required to support Council's strategic objectives.	Property Management and Strategy
1.5.5	Provision by Council of the administrative and civic spaces on behalf of the community including the Council's Administrative Buildings, Local Libraries, Gallery, Museum and heritage buildings	North Richmond Community Precinct Library Model	-Investigate funding options for future library operating model.	Arts and Culture
		Buildings Enhancement and Maintenance Program	-Preventative and reactive maintenance works scheduled and completed in a timely manner with minimal impact to users/tenants.	Infrastructure Operations
		Buildings Capital Works Program	-Design and deliver the 2024/2025 Buildings Capital Works Program.	Project Delivery
1.6 Build on a sense of community and wellbeing				
1.6.1	Work in partnership with government and community organisations to improve services and facilities for disadvantaged and vulnerable groups, and to build stronger and more cohesive communities	Action	Deliverables 2024/2025	Responsibility
		Resilient Hawkesbury Plan Implementation	-Deliver priority actions from the adopted Plan.	Community Planning and Partnerships
		Hazard Reduction Program	-Partner with the Rural Fire Service to deliver hazard reduction programs on community managed land.	City Services
1.6.2	Provide flexible services that can adapt to changing community needs and service demands	Youth Summit and Youth Program	-Facilitate the Youth Summit codesigned with Youth and Youth Services. -Support the development of an ongoing Youth Advisory Group for Council.	Community Planning and Partnerships

Operational Plan 2024/2025 Actions

1.7 Encourage broad and rich celebration of our local culture and significant heritage

1.7.1	Encourage and support all residents to participate in all aspects of community, cultural and civic life.	Action	Deliverables 2024/2025	Responsibility
		Hawkesbury History, Arts and Heritage Celebrations	-Conserve and promote Hawkesbury's history and heritage through exhibitions, publications, and programs.	Arts and Culture
1.7.2	Provide community and cultural services through a range of affordable and accessible facilities	Action	Deliverables 2024/2025	Responsibility
		Cultural Plan Development and Implementation	-Develop and endorse Cultural Plan and Action Plan. -Commence implementation of key actions.	Arts and Culture
1.7.3	Recognise, conserve and promote the area's history and heritage for current and future generations	Action	Deliverables 2024/2025	Responsibility
		Hawkesbury Local Heritage Assistance Fund grants program and Council's Heritage Advisory Service	-Deliver the Grant Program and Advisory Service.	Strategic Planning

Community Outcome – 2. Protected Environment and Valued History

2.1 Value, protect and enhance our historic built environment as well as our relationship to Aboriginal and non-Aboriginal history

2.1.1	Our planning and actions will ensure that Aboriginal and non-Aboriginal heritage are both integral to our city	Action	Deliverables 2024/2025	Responsibility
		Heritage Program	<ul style="list-style-type: none"> -Continue heritage listing updates in tranches. -Identify and implement key actions of the Hawkesbury Aboriginal Cultural Heritage Study. -Implementation of the Slab Barns Study. 	Strategic Planning
		Reconciliation Action Plan Implementation	-Implement key initiatives from the Reconciliation Action Plan.	Community Planning and Partnerships
2.1.2	Encourage and promote sympathetic, adaptive, and creative uses for heritage sites and buildings across the city	Historic Grants Program	<ul style="list-style-type: none"> -Complete and acquit Garden Grant, Burnt to Memory, Arts Trail, Lightning Grant and Sackville Grant. 	Arts and Culture
2.1.3	As a community, identify ways to become better connected with our indigenous peoples, their history and culture	Build and Maintain Relationships with the Aboriginal community	<ul style="list-style-type: none"> -In collaboration with the local Dharug community continue to build relationship and develop relevant exhibitions, programs and events. 	Arts and Culture

2.2 Value, protect and enhance our natural land-based environment with an emphasis on using local resources and key partnerships

2.2.1	Our community is informed and acts to reduce our ecological footprint	Action	Deliverables 2024/2025	Responsibility
		Climate Change Risk Assessment and Adaptation Action Plan Implementation	-Progress key actions for each adaptation measure.	Strategic Planning
2.2.2	Encourage effective management and protection of our waterways, riparian land, and land-based natural ecosystems through local action, regional partnerships and working with key agency partners	Environmental Protection and Support Program including the Community Nursery	<ul style="list-style-type: none"> -Work and collaborate with various stakeholders. -Undertake bush regeneration projects. -Operate and grow endemic plants at the Community Nursery. -Protect high conservation areas through active management. -Support Bushcare and Nursery volunteering. 	City Services
		Stormwater Capital Works Program	-Design and deliver the 2024/2025 Stormwater Capital Works Program.	Project Delivery

Operational Plan 2024/2025 Actions

2.2.3	Encourage and implement progressive urban design which is sensitive to environmental issues	Action	Deliverables 2024/2025	Responsibility
		Urban Greening Strategy Implementation	-Deliver key actions from the strategy including working group establishment, land area mapping and tree survey.	Strategic Planning
2.2.4	Minimise our community's impacts on habitat and biodiversity and protect areas of conservation value	Action	Deliverables 2024/2025	Responsibility
		Fine Scale Vegetation Mapping for the Koala Plan of Management	-Deliver Fine Scale Vegetation Mapping.	Strategic Planning
2.2.5	Use a range of compliance measures to protect the natural environment	Action	Deliverables 2024/2025	Responsibility
		Companion Animal Shelter Service Agreement and Improvements	-Develop new agreement and have all partner Councils signed up. -Update and implement key operational standards.	Regulatory Services
		Best Practice Investigative Standards	-Develop processes and operationalise the Investigative Standards.	Regulatory Services
		Dog Attack Investigation Process Improvements	-Develop and implement new processes to support transparent and escalated decision making.	Regulatory Services
		Regulatory Staff Development and Training Program	-Develop and deliver training program.	Regulatory Services
		Enforcement Policy Implementation	-Implement policy ensuring all complaints and other incidents are assessed within two working days.	Regulatory Services
		Notice and Order Process Implementation	-Implement process ensuring all notices and orders are issued in line with this process.	Regulatory Services
		Legal Instrument Template Review	-Review documents to ensure compliance with best practice and the legislative framework.	Regulatory Services

2.3 Encourage and enable our community to embrace the waste management principles of reduce, reuse and recycle

2.3.1	Develop and maintain active partnerships that will result in the innovative management of our community's waste, with an emphasis on resource recovery and minimising waste	Action	Deliverables 2024/2025	Responsibility
		Waste Policy	-Develop and adopt Waste Policy/ Charter.	Resource Recovery
		Disaster Waste	-Develop and commence implementation of a Disaster Waste Plan.	Resource Recovery
		Property Bin Audit	-Complete audit and finalise recommendations.	Resource Recovery
		Beyond 2026 (Waste Facility Strategy)	-Deliver key initiatives from the adopted Implementation Plan.	Resource Recovery

Operational Plan 2024/2025 Actions

2.4 Encourage and enable our community to make more sustainable choices

2.4.1	Undertake community education on best practice environmental sustainability and climate change issues	Action	Deliverables 2024/2025	Responsibility
		Waste and Resource Recovery Strategy Implementation	Implement key actions including waste education, engagement with NSW and Federal Government and process reviews.	Resource Recovery
		FOGO (Food Organics and Garden Organics) Planning	-Deliver key planning initiatives from the adopted Implementation Plan	Resource Recovery
2.4.2	Work with businesses and tourism operators to promote good practice and sustainability principles	Annual Fire Safety Schedule Program Delivery	-Finalise updated policy and procedures for the Annual Fire Safety Statement Program.	Development Assessment
2.4.3	Ensure development is functional, attractive and sympathetic to the environment, and avoids unnecessary use of energy, water and other resources	Development Applications Process Improvements	-Implement actions to streamline and improve Development Application processing.	Development Assessment
		Swimming Pool Compliance Program Delivery	-Finalise updated policy and procedures for the Swimming Pool Compliance Program. -Deliver the Compliance Program.	Development Assessment

2.5 Value, protect and enhance our waterways and wetlands with an emphasis on using local resources and key partnerships

2.5.1	Celebrate and use our rivers for a range of recreation, leisure, tourism and event activities	Action	Deliverables 2024/2025	Responsibility
		River Safety Program	-Implement actions from the River Safety Audit.	City Services
2.5.2	Develop active partnerships and implement programs designed to improve the health of our rivers and riverbanks	Stormwater Pipes CCTV Camera Inspections	-Inspection program completed as per the schedule.	Asset Systems and Planning
		Hawkesbury River Coastal Management Plan	-Continue to progress Milestone 3 and 4 of the Coastal Management Plan in conjunction with Hawkesbury River councils.	Strategic Planning

Operational Plan 2024/2025 Actions

2.6 Achieve net zero emissions targets

2.6.1	Implement strategies to achieve Council's net-zero emissions targets	Action	Deliverables 2024/2025	Responsibility
		Net Zero and Water Efficiency Strategy including sustainability Advantage Program and Western Sydney Energy Program Implementation	-Deliver key actions from the strategy including review of net zero pathways, electric vehicle charging and Community Energy Upgrade projects.	Strategic Planning
2.6.3	Alternative forms of energy are embraced throughout the Hawkesbury	Council Plant and Equipment Transition (Electric and Battery)	-Complete leaseback fleet transition to hybrid. -Continue to review full electric options where feasible.	Infrastructure Operations

Community Outcome – 3. Strong Economy

3.1 Creating an integrated and well-maintained transport system is an important local priority

3.1.1	Ensure our roads and other transport infrastructure provides a connected, efficient system to ensure safe movement of all modes of transport	Action	Deliverables 2024/2025	Responsibility
		Whole of Life Models Review	-Whole of life models completed and updated for all asset management categories.	Asset Systems and Planning
		Capital Works Program Design and Development	-90% of the 2025/2026 projects scoped and 50% of the 2026/2027 projects designed.	Asset Systems and Planning
		Four Year Rolling Program (Roads, Stormwater, Parks, and Buildings)	-Rolling program developed and updated as required annually.	Asset Systems and Planning
		Roads Capital Works Program	-Design and deliver the 2024/2025 Roads Capital Works Program.	Project Delivery
		Infrastructure Recovery Program	-Deliver all budgeted program of works identified in the Capital Works Program for 2024/2025 utilising grant funding.	Infrastructure Recovery
3.1.2	Establish and maintain relationships with transport providers and other levels of government to improve and extend public transport services	Transport Network Enhancement and Maintenance Program	-Maintenance activities prioritised, scheduled and completed to maximise safety of road users.	Infrastructure Operations
3.1.3	Have a comprehensive transport system of well-maintained local and regional linkages that are financially and environmentally sustainable, and meet community safety priorities and expectations	Major Town Centre Car Parking Review	-Implement actions from the Major Town Centre Car Parking Review.	City Services

3.2 Increase the range of local industry opportunities and provide effective support to continued growth

3.2.1	Plan for a range of industries that build on the strengths of the Hawkesbury region, to stimulate investment and employment	Action	Deliverables 2024/2025	Responsibility
		Economic Development Strategy Implementation	-Deliver priority actions from the adopted strategy. -Monitor Council's performance against Strategy Evaluation Framework.	Economic Development

Operational Plan 2024/2025 Actions

3.2.2 Increase the focus on jobs and innovation to build on our strengths and achieve a diverse industry base	Action	Deliverables 2024/2025	Responsibility
	Local Attraction Program	-Develop program and liaise with business centres to implement key actions.	Economic Development

3.3 Promote our community as the place to visit, work and invest

3.3.1 Working in partnership we will actively market our city and capabilities to existing and potential businesses, visitors and investors	Action	Deliverables 2024/2025	Responsibility
	Regional Promotion Program through the Visitor Information Centre	-Monitor and review promotional activities undertaken monthly.	Economic Development
3.3.2 Develop Hawkesbury tourism to enhance and strengthen opportunities within our tourism sector	Visitor Information Centre Operations and Improvement	-Implement a Customer Satisfaction Program (CSP). -Review results and maintain over 95% positive result.	Economic Development
	3.3.3 Businesses are encouraged and upskilled to adopt more ethical and sustainable practices	Local Business Procurement Education Program	-Update Council website. -Provide information via Business Hub Newsletters.
Local Business Workshop, Seminar and Skills Development Program		-Review, re-design and deliver the improved program.	Economic Development

3.4 Support the revitalisation of our town centres and growth of our business community

3.4.1 Revitalise and enhance our two significant town centres of Windsor and Richmond to create thriving centres each with its own character that attracts residents, visitors and businesses	Action	Deliverables 2024/2025	Responsibility
	Windsor Town Centre Liveability Project and Greening our City Grant Program	-Practical completion of key Windsor Stages.	Economic Development

Operational Plan 2024/2025 Actions

3.4.2	Create active partnerships to develop a network of vibrant centres, which bring opportunities for business growth and community connection	Action	Deliverables 2024/2025	Responsibility
		Major Event Program	-Deliver Council's calendar of iconic, civic and community events.	Communications and Events
		Event Tracking and Performance Measurement	-Investigate available tools. -Review event surveys (post and during).	Communications and Events
		Sponsored Event Program	-Deliver sponsorship program for events.	Communications and Events
		Events Strategy Review	-Review and update the Events Strategy.	Communications and Events
3.4.3	Assist our town and village centres to become vibrant local hubs	Local Economy and Tourism Advocacy	-Attend regional workshops. -Provide feedback on regional items within timeframes	Economic Development

Community Outcome – 4. Reliable Council

4.1 Provide representative, responsive and accountable governance			
4.1.1 Council's elected leaders will actively connect and collaborate with the community	Action	Deliverables 2024/2025	Responsibility
	Councillor Election and Induction	-Deliver the 2024 Council Election and Councillor Induction and Professional Development Program.	Governance and Risk
4.2 Encourage an informed community, and enable meaningful engagement			
4.2.1 Provide open and clear lines of communication with the community using up-to-date technology	Action	Deliverables 2024/2025	Responsibility
	Social Media Platform Review	-Work with stakeholders to streamline Council's social media platforms.	Communications and Events
4.2.2 Enhance Council communication to ensure the community understands the role Council has in the Hawkesbury	Communication and Engagement Strategy Implementation	-Deliver key projects and actions from the adopted strategy.	Communications and Events
4.2.3 Provide quality customer service to the community	Customer Experience Strategy Action Plan Implementation	-Develop Call Quality and Coaching model. -Develop and rollout eServices. -Improve Customer Service Experience metrics and dashboard.	Business Transformation and Customer Experience
4.3 Build strong financial sustainability for now and future generations			
4.3.1 In all of Council's strategies, plans and decision making there will be a strong focus on financial sustainability	Action	Deliverables 2024/2025	Responsibility
	Improve Financial Sustainability Benchmarks	-Quarterly Budget Review Statements submitted to Council within legislative timeframes. - Implement Long Term Financial Strategy.	Financial Services
4.3.2 Meet the needs of the community now and into the future by managing Council assets with a long-term focus	Network Infrastructure and Desktop Equipment Replacement	-Complete the asset replacement program.	Information Services
	Unified Communications and Call Centre Upgrade (telephony)	-Complete rollout of upgraded system and features.	Information Services
	Asset Management Strategy and Asset Management Plans	-Developed and adopted Asset Management and Plans.	Asset Systems and Planning

Operational Plan 2024/2025 Actions

	Action	Deliverables 2024/2025	Responsibility
4.3.3 Decisions which determine priorities will be made in the long-term interests of the community	Long-Term Financial Plan Review	-Review and adopt Long-Term Financial Plan.	Financial Services
	Fees and Charges Module	-Implement new Fees and Charges module to improve processes and compliance.	Financial Services
	Procurement Policy Review	-Review Procurement Policy to incorporate sustainability, Childsafe Provisions and Modern Slavery Provisions.	Financial Services
4.4 Build strong relationships and shared responsibilities			
4.4.1 Foster positive relationships with all tiers of government and peak bodies to ensure a thorough understanding of the challenges and local requirements of the Hawkesbury	Western Sydney Infrastructure Grants Program Delivery	-Complete consultation phase of projects. -Complete project design for all key projects. -Complete all activity reports due during the financial year.	Western Sydney Infrastructure Grants
4.5 Encourage a shared responsibility for effective compliance			
4.5.1 Undertake Council initiatives within a clear and fair framework of strategic planning, policies, procedures and service standards as required under all regulatory frameworks	WHS Third Party Framework	-Develop and adopt Framework to ensure process is in place for managing joint WHS responsibilities with third parties.	People and Development
	Major TechnologyOne (ERP system) Upgrade	-Major annual upgrade completed.	Information Services
4.5.2 Best practice, sustainability principles, accountability and good governance are incorporated in all activities undertaken by Council	Audit Action Training Program	-Disability Inclusion training completed. -Recruitment and Selection training completed.	People and Development
	Cyber Security Framework	-Complete framework aligning Council with the Essential 8 cyber principles.	Information Services
	Internal Audit Program	-Deliver the 2024/2025 Internal Audit Program across key areas.	Governance and Risk
	Delegations Review Project	-Complete review of delegations across Council and develop recommendations for compliance and improvement.	Governance and Risk
	Policy Register Review	-Deliver a comprehensive review of Policy compliance across Council and develop recommendations for compliance and improvement.	Governance and Risk

Operational Plan 2024/2025 Actions

4.6 Support the operation of the organisation through effective staff engagement

4.6.1 Council will seek to attract, develop and retain highly skilled staff and a highly capable workforce	Action	Deliverables 2024/2025	Responsibility
	Employee Onboarding Review	-Key actions from review delivered including revised content, processes and eLearning.	People and Development
	Engagement Survey and Improvement Actions	-Employee Engagement Survey conducted. -Action Plans developed and implemented.	People and Development
	Wellness Program	-Identify needs for a Wellness Program. -Source a suitable provider.	People and Development
4.6.2 Council's workforce, systems and processes will support high performance and optimal service delivery for our community	Employee Communications Review	-Key actions from review delivered including electronic platform implementation and communications branding developed.	People and Development
	Employee Development and Performance Management Plans and Processes	-Deliver key initiatives including training, system and template improvements.	People and Development
	HR Policy and Procedures Review	-Develop a Policy Register. -Develop a schedule for update completion.	People and Development
	Pulse HR Core Implementation	-Implement HR Core and Employee Self Service including key improvements.	People and Development
	Immunisation Program	-Develop program to conduct and record staff immunisations.	People and Development
	Property and Rating Upgrade Program	-Complete migration of the Property system and Rating from Ci to CiAnywhere including pre-requisites and commence CiAnywhere Live.	Information Services
	Business Analytics and Reporting Program	-Continue to develop key dashboards.	Information Services
	Intranet Upgrade	-Develop and implement new templates, content and knowledge management.	Business Transformation and Customer Experience
	Name and Address Register Review	-Complete data review of the name and address register to maintain data integrity.	Governance and Risk

Operational Plan 2024/2025 Actions

4.7 Encourage informed planning, balanced growth and community engagement

4.7.1	Council planning is integrated and long term	Action	Deliverables 2024/2025	Responsibility
		Delivery Program 2025-2029 Development	-Completed and adopted Council Delivery Program 2025-2029. -Establish Delivery Program metrics and dashboard.	Business Transformation and Customer Experience
		Resourcing Strategy Review	-Complete review and adopt each of the three core Resourcing Strategy components.	Business Transformation and Customer Experience
4.7.2	Council decision making on all matters is transparent, accessible and accountable	Major Project Engagement	-Develop and deliver communications and engagement campaigns on Council's major projects.	Communications and Events
		Legislative Compliance Register	-Finalise baseline dataset. Establish the legislative compliance register in Pulse and commence audit of Council's current state.	Governance and Risk
		Risk Management Framework	-Implement key actions from the adopted Risk Management Framework	Governance and Risk
4.7.3	Council will continue to review service provision to the ensure best possible outcomes for the community	Project and Change Framework	-Conduct Project and Change Management training. -Improve Project and Change Management Framework and reporting.	Business Transformation and Customer Experience
		Operational Excellence Program	-Conduct Operational Excellence training sessions. -Establish management metrics and reporting. -Improve knowledge management across Council.	Business Transformation and Customer Experience
		Service Review Framework	-Deliver the service review schedule. -Complete and adopt service review improvement plans.	Business Transformation and Customer Experience
		Policy and Guideline Review	-Undertake program of policies/guideline reviews in Infrastructure Operations to provide clarity and improve customer experience.	Infrastructure Operations
4.7.4	Encourage increased community participation in planning and policy development	Western Sydney Infrastructure Grants Program Engagement	-Deliver the Western Sydney Infrastructure Grants Program Engagement Program and establish methods to monitor engagement.	Communications and Events

Operational Plan 2024/2025 Actions

4.7.5	The needs of our community will be reflected in local, state and regional plans	Action	Deliverables 2024/2025	Responsibility
		Community Strategic Plan (CSP) Review	<ul style="list-style-type: none"> -Completed and adopted revised Community Strategic Plan for The Hawkesbury. -CSP metrics established. 	Business Transformation and Customer Experience
4.8 Facilitate the delivery of infrastructure through relevant agencies and Council's own works				
4.8.1	Identify current and future utility infrastructure needs (water, sewerage, waste, stormwater, gas, electricity) and deliver to the community	Action	Deliverables 2024/2025	Responsibility
		Infrastructure Assets Valuation Manual and Open Space Infrastructure Revaluation	<ul style="list-style-type: none"> -Updated complete Asset Management Manual. -Revaluation of Open Space Infrastructure completed as per the schedule. 	Asset Systems and Planning
4.8.2	New development and infrastructure meets community needs	Action	Deliverables 2024/2025	Responsibility
		Local Environment Plan (LEP) and Development Control Plan (DCP) Review	-Finalise and Deliver new LEP and Review existing DCP chapters and develop new chapters.	Strategic Planning

SUMMARY OF MAJOR FUNCTIONS

The following budgetary amounts are the total expenditure required to provide these functions and do not include income.

Key Highlight Area	Community Strategic Plan Hawkesbury 2042	Budget
WASTE MANAGEMENT AND AND RESOURCE RECOVERY		
Landfill Operations	2.4.3, 2.6.3, 1.4.1	\$3.3M
Kerbside Waste Collection and Recycling	2.2.1, 2.3.1, 2.4.1, 1.4.1	\$18.3M
Sewer and Effluent Reuse Operations	2.2.2, 2.3.1, 2.4.3, 2.6.3, 1.4.1	\$14.3M
Sullage Collection and Disposal	2.2.2, 1.4.1	\$2.7M
On-Site Sewer Management Facilities	2.2.2, 2.2.5, 1.4.1	\$0.5M
ROAD INFRASTRUCTURE		
Road Maintenance and Construction	3.1.1, 3.1.3, 3.1.4, 1.4.1	\$101.8M
Ferry Operations	3.1.1, 3.1.3	\$0.9M
Pathways	3.1.1, 3.1.3, 3.1.4, 1.4.1	\$3.8M
Car Parks	3.1.3, 3.1.4	\$0.1M
Traffic Management and Street Lighting	1.1.2, 3.1.1, 3.1.3, 1.4.1	\$0.9M
COMMUNITY AND CULTURE		
Community and Civic Events	1.3.3, 1.7.1, 3.3.1, 3.3.2, 3.4.3	\$0.9M
Community Buildings and Management	1.5.2, 1.5.3, 1.5.5, 2.4.3, 2.6.2, 2.6.3	\$27.5M
Community and Event Sponsorship	1.1.2, 1.2.1, 1.2.2, 1.3.1, 1.3.2, 1.3.3, 1.7.1, 1.7.2, 3.3.1, 3.3.2, 3.4.2	\$0.1M
Library, Gallery and Museum	1.2.1, 1.3.1, 1.3.2, 1.3.3, 1.5.3, 1.5.5, 1.6.2, 1.7.1, 1.7.2, 1.7.3	\$4.3M
Community Partnerships, Planning and Programs	1.1.2, 1.2.1, 1.3.1, 1.3.2, 1.3.3, 1.3.4, 1.6.1, 1.6.2, 1.7.1, 1.7.2	\$1.3M
Emergency Services and Disaster Management	1.1.1, 1.1.2, 1.3.1, 1.3.2	\$11.2M
Visitor Information Services	3.3.1, 3.3.2	\$0.3M
PUBLIC SPACES, PARKS, SPORTS AND RECREATION		
Parks and Public Domain Cleaning and Maintenance	1.2.2, 1.3.1, 1.3.2, 1.3.3, 1.3.4, 1.5.1, 1.5.2, 2.2.2, 2.2.4, 2.4.3, 2.6.3, 1.4.1	\$35.1M
Street Sweeping	2.2.2	\$0.7M
Playing Fields and Courts	1.2.2, 1.5.2, 1.4.1	\$1.3M
Swimming Pools	1.2.2, 1.5.2, 1.4.1	\$2.3M
Cemeteries	1.3.3, 1.5.5, 1.7.1, 1.7.3	\$0.4M

Key Highlight Area	Community Strategic Plan Hawkesbury 2042	Budget
STRATEGIC PLANNING		
Strategic Land Use Planning	1.7.3, 2.1.1, 2.1.2, 2.2.1, 2.2.2, 2.2.3, 2.2.4, 2.3.1, 2.4.3, 2.5.2, 2.6.1, 3.1.2, 3.2.1, 3.2.5, 4.4.1, 4.5.1, 4.5.2, 4.7.5, 1.4.1, 1.4.2	\$0.4M
Development Assessments	2.4.3, 2.6.1, 3.2.1, 3.2.5, 4.3.3, 4.5.1, 4.7.2, 4.7.5, 1.4.1	\$4.1M
Infrastructure, Planning, Design and Delivery	1.1.2, 3.1.2, 4.3.2	\$0.8M
Economic Development and Tourism	3.2.1, 3.2.2, 3.2.3, 3.3.1, 3.3.3, 3.4.1, 3.4.2, 3.4.3, 4.4.1	\$1.1M
CORPORATE SERVICES		
Information, Mapping and Technology Platforms	4.2.1	\$0.5M
Corporate Services	4.2.2, 4.3.1, 4.3.2, 4.3.3, 4.5.1, 4.5.2, 1.4.1	\$2.0M
Executive Services	4.2.2, 4.2.3, 4.5.1, 4.5.2, 1.4.1, 4.6.1, 4.6.2, 4.7.2	\$1.2M
Property Management	1.5.4	\$0.9M
REGULATORY AND COMMUNITY SAFETY		
Ranger Services	1.1.1, 2.2.4	\$0.6M
Building Compliance	1.1.1, 2.2.4	\$0.5M
Companion Animal Shelter	2.2.4	\$0.9M
Public and Environmental Health Programs	1.1.1, 2.2.5	\$0.8M



2024/2025 ESTIMATES OF INCOME AND EXPENDITURE

FINANCIAL SUSTAINABILITY

One of Council’s long-term objectives is to build strong financial sustainability for now and future generations. This will ensure that Council can continue to provide services at the level expected from our community into the long-term.

The Long-Term Financial Plan is reviewed regularly and strategies developed to ensure continued financial sustainability.

The following table shows the change in financial sustainability performance measures, as determined by the NSW Office of Local Government, over the last three years and the projected results as of 30 June 2024 and 30 June 2025.

Performance Measure	Benchmark	2020/2021 Actual Results	2021/2022 Actual Result	2022/23 Actual Result	2023/2024 Original Budget	2024/2025 Draft Budget
Operating Performance	0	-0.08	0.15	0.21	0.05	0.33
Own Source Revenue	>60%	75.3%	58.1%	49.5%	62.9%	43.3%
Building and Infrastructure Asset Renewal	>100%	78.6%	63.7%	125.5%	132.6%	416.6%
Infrastructure Backlog	<2%	2.1%	2.1%	3.4%	2.1%	9.31%
Asset Maintenance	>100%	98.04%	91.7%	102.4%	102.1%	100.5%
Debt Service	>0%<20%	0.1%	2.8%	3.42%	4.3%	2.9%

The projected Own Source Revenue Ratio will not meet the benchmark of 60% as a result of the level of operating grants in the form of the Disaster Recovery Funding Arrangements to address flood recovery. This is a temporary issue and will resolve in future years as this work is completed.

The Infrastructure Backlog Ratio is also projected not to meet the benchmark of 2%. This has arisen from delays in capital renewals arising from natural disasters and historic levels of underfunding of asset renewal. The overall conditions of assets has also declined as a result of damages arising from flooding, which is being addressed. This indicates that the level of funding required for renewal needs to increase in order to maintain assets in a safe and functional condition. The Asset Management Strategy provides more details on Council’s asset portfolio, future challenges and strategies.

GLOSSARY OF TERMS

To assist in the understanding of the budgeted estimates of income and expenditure included within this section of the 2024/2025 Operational Plan, a glossary of terms has been provided below.

TERM	DEFINITION
Application of capital funding	Various categories of capital expenditure, sorted by asset class and whether works are new or renewal.
Capital expenditure	Costs associated with works that improve the level of service able to be provided to the community from an asset.
Capital funding	Funds used to provide capital expenditure.
Consultants	Professionals that are external to Council, used to provide expert advice when either resources are not available internally, or independence is required.
Contributions – outside bodies	Funds that are contributed by Council towards other organisations. These contributions are either regulated or required for Council to participate or be represented by the organisation. Organisations include the EPA, State Planning Commission, Hawkesbury River County Council, and WSROC.
Depreciation	Costs that reflect the consumption of the value of an asset over time.
Employee Costs	Expenses incurred relating to the employment of salary and wages staff, including: worked time, allowances, overtime, leave entitlements, staff training, superannuation, workers compensation and casuals.
Expenditure from continuing operations	Costs incurred in relation to Council providing goods and services to the community.
Income from continuing operations	Income generated by Council to fund the provision of goods and services to the community.
Overheads	Distribution of internal service costs incurred, that are not directly allocated. For example, payroll processing, IT support and hardware, corporate governance, word processing and risk management.
Net capital expenditure	The net result of deducting the capital expenditure from capital funding.
Net operating result	The result from deducting expenses from income relating to continuing operations.

TERM	DEFINITION
New Assets	The acquisition of or the upgrade/extension of current infrastructure assets, such as buildings, roads, sewer and parks.
Renewal of Assets	Capital expenditure that is required to bring or retain infrastructure assets at a satisfactory level to provide adequate services.
Reserves	Funds dedicated for specific purposes. For example, Developer contributions received are held in reserve until enough money exists to fund works identified in a Contributions Plan.
(Surplus)/Deficit	If income is greater than expenditure, a surplus results and is indicated by a negative value in the Budgeted Income Statement. If expenditure is greater than income, a deficit results and is indicated by a positive value in the Budgeted Income Statement.



INCOME STATEMENT – CONSOLIDATED

Income Type	Original Budget 2023/2024 (\$'000)	Draft Budget 2024/2025 (\$'000)
Income from Continuing Operations		
REVENUE		
Rates and Annual Charges	-76,696	-83,285
User Charges and Fees	-9,162	-10,606
Other Revenue	-1,874	-1,980
Grants and Contributions provided for Operating Purposes	-19,179	-63,535
Grants and Contributions provided for Capital Purposes	-30,509	-55,993
Interest and Investment Income	-3,393	-3,942
Other Income	-3,307	-3,576
Total Income from Continuing Operations	-144,120	-222,917
EXPENSES FROM CONTINUING OPERATIONS		
Employee Benefits and On-Costs	37,133	39,730
Materials and Services	37,584	39,579
Borrowing Costs	3,144	3,034
Depreciation and Amortisation and Impairment	24,622	26,778
Other Expenses	6,125	6,477
Total Expenses from Continuing Operations	108,608	115,598
Net Operating Result for the Year	-35,512	-107,319
Net Operating Result for the year before Grants and Contributions provided for Capital Purposes	-5,003	-51,326
SOURCE OF CAPITAL FUNDING (EXCLUDING RESERVES)		
Proceeds from the sale of capital assets	-1,728	-1,657
Depreciation	-24,622	-26,778
Grants and Contributions – Capital	-30,509	-55,993
	-56,859	-84,428
APPLICATION OF CAPITAL FUNDING		
New Assets		
Land, Building and Land Improvements	6,919	13,142
Roads, Bridges, Footpaths and Drainage	14,959	12,214
Sewer Infrastructure	2,916	600
Parks Assets and Other Structures	7,268	19,899
Renewal of Assets		
Land, Building and Land Improvements	2,536	6,342
Roads, Bridges, Footpaths and Drainage	13,298	63,277
Sewer Infrastructure	1,710	1,924
Parks Assets and Other Structures	5,939	8,134
Other Assets	914	582
Plant and Equipment	5,565	4,165
	62,024	130,279
Net Capital Expenditure	5,165	45,851
Retained (surplus)/deficit from prior years		
Transfer to/(from) Reserves	-162	5,475
Retained (surplus)/deficit available for general funding purposes	0	0

CAPITAL WORKS PROGRAM

PROJECT DESCRIPTION	Draft Budget 2024/2025 (\$)
INFORMATION TECHNOLOGY	266,800
Mapping Software	38,000
Additional Software Licensing	40,800
Network Infrastructure Upgrade	45,000
Mobile Devices	10,000
Computer Monitors	50,000
Councillor Mobile Devices	48,000
Computer Equipment	25,000
Disaster Recovery Infrastructure	10,000
LIBRARY RESOURCES	278,342
Digital Media	41,458
Children and Young Adult Books	39,073
Large Books	22,112
Talking Books	39,000
Non-Fiction Books	34,360
Fiction Books	34,750
DVDs	10,000
Suggest to Buy	16,583
Music CDs	1,372
Periodicals	11,055
Local Studies	13,663
Additional Library Resources	2,919
Library Book Sales	-6,000
2024/2025 Local Priority Grant	17,997
NEW, RENEWAL AND UPGRADE OF ROAD NETWORK	66,872,222
Roundabout Commercial and Harkness Road, Vineyard	300,000
Detailed Design of Commercial, Bocks and Chapman Roads, Vineyard	1,810,000
Gorricks Run, Upper Macdonald	602,702
Thomas James Bridge, Wiseman's Ferry	5,918,768
Landslips - Regional	389,041
Cabbage Tree Road, Grose Vale	74,338
St Albans Road, St Albans and Central Macdonald	6,561,750

PROJECT DESCRIPTION	Draft Budget 2024/2025 (\$)
Cornwallis Road, Cornwallis	442,043
Blackman Crescent, South Windsor	150,500
Berger Road, South Windsor	212,820
Fairey Road, South Windsor	244,652
Rifle Range Road, South Windsor	424,277
Minor EPAR Packages 2,3 and 6	1,753,226
Slopes Road, North Richmond	202,500
Tennyson Road, Tennyson	787,500
Palmer Street, Windsor	391,372
Wheelbarrow Ridge Road, Colo Heights	405,514
Argyle Reach Road, Wilberforce	198,831
Blacktown Road, Freemans Reach	261,304
Cordners Lane, Cornwallis	202,500
Gorricks Lane, Freemans Reach	273,870
Grose River Road, Grose Wold	213,750
Old East Kurrajong Road, East Kurrajong	265,500
Racecourse Road, Clarendon	299,700
Schofield Road, Vineyard	82,829
Stannix Park Road, Wilberforce	1,013,473
The Terrace, Windsor	136,125
Tizzana Road, Ebenezer	461,700
Valley Way, Tennyson	270,000
Walmsley Road, Lower Macdonald	554,843
Yarramundi Lane, Richmond	677,250
Webbs Creek Road, Webbs Creek	339,188
Grono Farm Road, Wilberforce	231,994
Pitt Town Bottoms Road, Pitt Town	951,075
West Portland Road, Lower Portland	183,938
Upper Colo Road, Upper Colo/Central Colo	1,568,750
East Kurrajong Road, East Kurrajong	205,200
Woods Road, South Windsor	739,125
Terrace Road, North Richmond	355,838
Old Sackville Road, Wilberforce	10,313
Cornwallis Road, Cornwallis	12,588,018
Percival Street- Landslip Richmond RAAF Base	1,119,097

PROJECT DESCRIPTION	Draft Budget 2024/2025 (\$)
Major Landslips Local	3,358,105
Major Landslips Regional	3,298,206
Crown Roads Program	895,650
Webbs Creek Road, Webbs Creek	754,095
The Driftway Road Rehab - West of WMF	200,000
Greens Road, Lower Portland - Seal Gravel Road	2,153,158
Bridge Replacement-Willow Glen Road Bridge	651,813
Kurmond Shops Carpark Renewal	160,000
George Street - Tebbutt to Hawkesbury Valley Way	495,000
Walker Street - Ham to Argyle Streets	678,453
East Kurrajong Road, East Kurrajong from Coorang Road to Putty Road	225,000
Valder Avenue, Hobartville from Cornwell Avenue to Holborrow Avenue	947,107
Oakville Road, Oakville	340,000
Lindsay Place, Glossodia	70,000
Design- Boundary Road -Windsor to Old Pitt Town Roads including intersection	1,357,150
Road Resealing Program 2024/2025	1,200,000
Road Resurfacing (Mill and Fill) Program 2024/2025	500,000
Minor Road Rehabilitation Program 2024/2025	800,000
Road Rehabilitation Program 2024/2025	4,683,271
Traffic Facilities Renewal and Upgrade Program 2024/2025	150,000
Gravel Roads Dust Suppressant Program 2024/2025	80,000
NEW, RENEWAL AND UPGRADE OF KERB, GUTTER AND STORMWATER INFRASTRUCTURE	3,023,000
Stormwater Drainage Network - Vineyard	2,000,000
Airstrip Road, Pitt Town Drainage	17,000
Avondale Road, Pitt Town Drainage	17,000
Reedy Road, Cattai Drainage	22,000
Coromandel Road, Ebenezer Drainage	17,000
Design and construct new kerb and gutter 348 - 382 Terrace Road	300,000
Design and construct new kerb and gutter 570 - 596 Terrace Road	380,000
Rehab of existing culvert at Gorricks Lane, Freemans Reach	10,000
173 Old E/ Kurrajong Rd - Design of Pipe Extension	10,000
1 Godalla Road, Drainage investigation and design	10,000
Colonial Reserve Stormwater Pipe Rehabilitation, Bligh Park	25,000
Stormwater Rehab McGrath Hill Shopping Centres	15,000
Kerb, Gutter and Drainage Renewal Program 2024/2025	200,000

PROJECT DESCRIPTION	Draft Budget 2024/2025 (\$)
RENEWAL AND CONSTRUCTION OF PATHWAYS	6,200,000
Footpath Renewal Program 2024/2025	200,000
Kurmond - Kurrajong Cycleway	4,000,000
Cycleway over Rickaby's Creek	2,000,000
FLEET, PUBLIC WORKS, PLANT AND EQUIPMENT	2,245,484
Fleet and Public Works Plant Net Changeover	2,245,484
MISCELLANEOUS	443,856
Depot Equipment	3,000
Waste Management Facility Information Technology Upgrade	90,000
Waste Management Facility De-tarping Area	45,000
Waste Management Facility Weighbridge System, Gatehouse and Equipment Upgrades	120,000
Vineyard Precinct Infrastructure Loan Interest	185,856
RENEWAL, UPGRADE AND CONSTRUCTION OF COUNCIL AND COMMUNITY BUILDINGS	8,882,107
North Richmond Community Precinct - OOSH and Childcare	947,107
North Richmond Community Precinct Upgrade	2,900,000
Bowman Cottage - Structural Remediation	120,000
Mechanical Services Switchboard Replacement - Oasis Aquatic and Fitness Centre	90,000
Fan Coil Unit Replacement - Windsor Function Centre	45,000
Lock and Key Upgrade Program 2024/2025	50,000
Building Projects Design and Consultation	400,000
Roof Replacement, Guttering and Downpipe Renewal Program 2024/2025	50,000
Electrical Renewal Program 2024/2025	50,000
Hydraulic Renewal Program 2024/2025	30,000
New Fire Control Centre	4,200,000
SEWER SCHEMES	2,523,625
Sewer Pipe Relining Program	300,000
Treatment Works - McGraths Hill (Reactive)	321,000
Treatment Works - South Windsor (Reactive)	337,000
Reactive Pump Station Works	200,625
Pump Station J Renewal	460,000
Pump Station K Renewal	230,000
Pump Station I Renewal	75,000
Nutrient Offset Works	600,000
RENEWAL, UPGRADE AND CONSTRUCTION OF PUBLIC DOMAIN, OPEN SPACES AND RECREATION	37,887,077
Liveability Program	3,121,724

PROJECT DESCRIPTION	Draft Budget 2024/2025 (\$)
Engraved Paver Project	18,544
Windsor Mall - Upgrade and Renewal Works	368,000
Signage Program	472,353
Restore flood impacted path-Argyle Bailey Reserve	125,000
Restoration and repair of Public Spaces	400,000
Breakaway Ovals	130,000
Deerubbin Park New Amenities	1,230,136
Yarramundi Reserve Repair	110,000
Cricket Wicket and Nets - Brinsley Park	130,000
Woodbury Reserve	5,700,000
Fernadell Park	6,500,000
Hawkesbury Oasis Aquatic and Fitness Centre Improvements	3,000,000
Richmond Swimming Pool Upgrade	1,500,000
Tamplin Field Redevelopment	5,000,000
Wayfinding and Signage Program	2,000,000
Turnbull Oval Redevelopment	4,000,000
Bligh Park Playground	100,000
Upper Colo Facilities	51,436
Deerubbin Park	30,000
Macquarie Park Improvements	780,000
Colbee Park Plan of Management	438,767
Macquarie Park Enhancement Project	639,400
Renewal of Freemans Reach Reserve Playground	83,000
Jack Gow Memorial Park Upgrade	12,000
Design and Consultation for 8 playspace Renewals and upgrades	100,000
Open Space Renewal Program	223,500
McQuade Park - Detailed Design	165,000
Floodlight Renewal Program - Vineyard	720,000
Shade Over Playspace Program 2024/2025	70,000
Woodlands Reserve - Carpark lighting	92,000
South Windsor Inclusive Playground	100,000
Cemetary Database Upgrade and Signage Program	128,000
Sports Council Contribution	348,217
Capital Works Program (total)	128,622,513

2024/2025 REVENUE POLICY

REVENUE POLICY

TYPES OF REVENUE

The sources of funds to enable Council to carry out its works and services and provision of facilities are from the following revenue categories:

- rates
- annual charges for services
- fees for services
- Federal and State Government grants
- borrowings
- earnings from investments and entrepreneurial activities.

Critical to the development of the Statement of Revenue Policy is that the principles of efficiency, effectiveness and equity are demonstrated.

Efficiency ensures that resources are devoted to the most valuable ends as determined by Council, whilst using as few resources as possible. It relates to the cost at which services and facilities as desired by the community are delivered or provided.

Effectiveness relates to the satisfaction of stated objectives so that outcomes of decisions and the needs and demands of consumers are taken into consideration. Effectiveness is clearly demonstrated by the relative service standards or qualities to the satisfaction of a particular group's needs.

Equity ensures that services are provided to those who need them, even though they may be unable to pay for the particular service.

This document provides pricing policies for rates, annual charges for services and fees for specific services provided by Council.

RATES AND CHARGES

REVENUE POLICY – RATING

Rate Pegging

Rate pegging limits the amount that Council can increase its rate revenue from one year to the next by a nominated percentage. The Independent Pricing and Regulatory Tribunal has determined the rate pegging amount for 2024/2025 is 4.5%, unchanged at 0% population growth factor.

Land Valuations

Rates are assessed on a rate in the dollar as a product of the land value supplied by the Valuer General. The Valuation of Land Act requires the Council to assess the rates on the most recent values provided by the Valuer General. A revaluation of the Hawkesbury Local Government Area (LGA) took place in 2022. These valuations were used for the first time for rating purposes in 2023/2024 and will be used again in 2024/2025 and 2025/2026. The rates levied in the 2024/2025 year will be based on land values totalling \$22,697,860,946, as determined by the NSW Valuer General.

Rating Categories

In accordance with Section 514 of the Local Government Act 1993 (Act), each parcel of land within the LGA has been categorised for rating purposes and owners are notified on their annual rate notice.

Under Section 554 of the Act all land is rateable unless it is exempt from rating. Sections 555 and 556 of the Act define the categories under which a parcel of land must fall in order to be eligible for exemption from rating. Ratepayers that are eligible under these sections may apply to Council for exemption from rating.

The Act also provides for all rateable properties to be categorised into one of four categories of ordinary rates as follows:

- Farmland Category
- Mining Category
- Residential Category
- Business Category.

For 2024/2025, Council will levy rates on the following categories and sub-categories.

Farmland Category

This Category includes any parcel of rateable land valued as one assessment and the dominant use of the land is for farming. The farming activity must have a significant and substantial commercial purpose or character and must be engaged in for the purpose of profit on a continuous or repetitive basis (whether or not a profit is actually made). Properties which meet these criteria are categorised as 'Farmland'.

Residential Category

This Category includes any rateable parcel of land valued as one assessment and the dominant use is for residential accommodation; or if vacant land is zoned or otherwise designated for use for residential purposes under an environmental planning instrument; or is rural residential land.

Business Category

This Category includes rateable land that cannot be classified as farmland, residential or mining. Council has three sub-categories established within the Business Category as follows:

- **Business Area 1** – Business rated properties within defined areas in Richmond, Windsor, Vineyard and Mulgrave.

The defined area for Richmond is the area bounded by Lennox Street, Bourke Street, Windsor Street, Hobart Street, Pitt Street, Francis Street, March Street, Chapel Street and East Market Street.

The defined area for Windsor is the area bounded by the Railway Line, Rickaby's Creek, Hawkesbury River, Bridge Street and South Creek.

The defined area for Vineyard and Mulgrave is the area bounded by Windsor Road, South Creek, Railway Road South and Bandon Road.

- **Business Area 2** – Business rated properties within defined areas in North Richmond and South Windsor.

The defined area for North Richmond is the area is bounded by a Radius of 650m from the Centre Point of the intersection of Bells Line of Road, Beaumont Avenue and Grose Vale Road.

The defined area for South Windsor is the area bounded by Macquarie Street, Woods Road, South Creek and the Railway Line.

- **Business Area Other** – All other business rated properties not falling within any of the defined areas in Richmond, Windsor, Vineyard, Mulgrave, North Richmond and South Windsor.

ORDINARY RATES

For 2024/2025, Council will collect its rating revenue from determined categories and sub-categories thereof predominantly through an ad valorem rate in the dollar, with a base rate being applicable as shown in the table below.

ORDINARY RATES TABLE

Rate Category/ Sub-Category	No. of Properties	Rateable Land Value	% Land Value	Notional Yield	% of Notional Yield	Ad valorem Rate in \$	Base Amount	Base Amount % of Yield
Residential	25,342	\$19,573,086,483	86.23%	\$42,047,268	85.51%	0.00113185	\$785	47.31%
Business Area 1	808	\$790,762,183	3.48%	\$2,424,328	4.93%	0.00226370	\$785	26.16%
Business Area 2	440	\$534,863,196	2.36%	\$1,556,170	3.16%	0.00226370	\$785	25.36%
Business Area Other	402	\$410,305,084	1.81%	\$1,244,378	2.53%	0.00226370	\$785	25.36%
Farmland	616	\$1,388,844,000	6.12%	\$1,898,327	3.86%	0.00101867	\$785	25.47%
Total	27,608	22,697,860,946	100%	49,170,471	100%			



Base Amount

Council may levy up to 50% of its rating income (notional yield) within a category or sub-category by way of a Base Amount. The Base Amount applies to a category or sub-category, the applicable base amount is applied equally to all properties within the category or sub-category. After applying the Base Amount to a property, the remainder of ordinary rate applicable to that property is levied through the application of the relevant ad valorem rate (rate in the dollar) to the land value of that property.

A Base Amount is used to more equitably levy the total amount of rates across ratepayers where land values vary greatly within categories of ratepayers or there are disproportionate variations in valuations arising from a new valuation. Essentially the application of a Base Amount reduces the effect of land valuations on the rates payable.

Section 536 of the Act stipulates the criteria that are relevant in determining the Base Amount. In determining the proportion of rating income to be levied through a Base Amount for the respective relevant categories and sub-categories, Council has had regard to the extent to which projected ad valorem rates on individual properties do not reflect the cost of providing necessary services and facilities and the degree of congruity and homogeneity between the values of properties that would be subject to the rate and their spread throughout the area. For the relevant categories and sub-categories, a rate that is wholly an ad valorem rate would result in an uneven distribution of the rate burden because a comparatively high proportion of assessments would bear a comparatively low share of the total rate burden.

Taking into account these factors, rates from the Residential, Business and Farmland categories are levied on the basis of the proportion of the rating income (notional yield) allowed to be levied through a Base Amount for each Category based on 30% of the Residential Category.

Notes:

Variations will occur throughout the budget year between the estimated rate revenue indicated above and the actual income received. Reasons for variations between estimated income and actual income received include:

- Previously non-rateable properties becoming rateable during the year.
- Properties being withheld from rating, pending revised valuation particulars from the Valuer General's Office. This occurs when properties are subdivided and new valuation particulars are requested for the newly created lots. This usually results in an increase in the valuation base for the following year.
- Properties being rated for previous years upon receipt of new valuation particulars. There is a time delay associated with requesting new valuation particulars. This may result in some properties not being rated for a particular year until subsequent rating periods. This artificially inflates the rating revenue received for the year the rates are actually levied.
- Any change in rating category is to take effect from the following quarter from when the application was received, should that application be successful.

Rating of Subdivided Land

Following the sub-division of a parcel of land, rates cannot be levied on new lots until supplementary valuations have been provided to the Council by the NSW Valuer General and the Council has categorised each of the new parcels.

Once this has happened, Council can levy rates on a pro-rata basis from the date the deposited plan was registered.

When Council levies rates on new parcels of land on a pro-rata basis, an adjustment must be made in respect of the land that existed prior to the subdivision to reflect that rates and charges are only payable on that parcel up until the date of subdivision.

ANNUAL CHARGES

In accordance with Section 501 of the Act, in addition to ordinary rates and special rates, Council may levy an annual charge for any of the following services:

- waste management services
- sewerage services
- water supply services
- drainage services
- any service prescribed by the regulations.

Waste Management

Domestic Waste Management (DWM) Services generally means waste of a kind and quantity ordinarily generated on domestic premises and includes waste that may be recycled and garden organics.

In accordance with Section 504 of the Act, income obtained from charges for domestic waste management has been calculated so as to not exceed the reasonable cost to the council of providing the service. Council separately accounts for income raised through an annual charge for the provision of the DWM service and applies this revenue towards the cost of providing the service.

The DWM service for 2024/2025 includes the applicable bin service, the recycling bin service, the garden organics waste bin service and the one bulk kerbside collection service. DWM services are charged on a per dwelling basis. Council is required to levy a DWM service availability charge on properties that do not utilise the service but are located within the service area, to reflect the cost of the availability of the service to those properties.



For 2024/2025, Domestic Waste Management charges have been increased by 9.95% and Business Waste Management charges have been increased by 9.95%.

The table below illustrates the Waste Management charges for 2024/2025.

Charge 2023/2024	Description	Charge 2024/2025
DOMESTIC		
Without Garden Organics Service		
\$688.50	240 litre bin - Weekly	\$757.00
\$435.50	140 litre bin - Weekly	\$478.85
\$435.50	240 litre bin - Fortnightly	\$478.85
\$305.85	140 litre bin - Fortnightly	\$336.30
With Garden Organics Service		
\$787.10	240 litre bin - Weekly	\$865.40
\$534.10	140 litre bin - Weekly	\$587.25
General Services		
\$199.00	Availability - Weekly	\$218.80
\$99.50	Availability - Fortnightly	\$109.40
\$116.00	240 litre additional garden organics bin	\$127.55
\$116.00	240 litre additional recycling bin	\$127.55
POA	Multiple waste collection service	POA
BUSINESS		
\$1,007.25	240 litre bin - Weekly	\$1,107.45
\$631.45	140 litre bin - Weekly	\$694.30
\$701.10	240 litre bin - Fortnightly	\$770.86
\$431.50	140 litre bin - Fortnightly	\$474.45
\$122.45	240 litre additional garden organics bin	\$134.65
\$122.45	240 litre additional recycling bin	\$134.65
POA	Multiple waste collection service	POA

The estimated yield from Waste Management charges is \$20,654,357

Sewerage Service

Council provides reticulated sewerage services to the areas of:

- Bligh Park
- Clarendon
- McGraths Hill and Mulgrave Industrial Area
- Pitt Town
- South Windsor and South Windsor Industrial Area
- Windsor
- Windsor Downs
- Other minor extensions.

Residential Sewerage Charge

Council levies an annual charge for sewerage services provided to each residential dwelling, whether by way of mixed development, single dwelling, dual occupancy, strata or non-strata units/flats. The residential sewer rate is calculated on the basis that revenue raised is sufficient to fund the cost of providing the service, the ongoing sewerage network maintenance and renewal, and major capital works planned for future years.

Business Sewerage Charge

Businesses pay a sewerage charge rate based on usage. Five categories have been derived for volume discharges ranging from less than 1,000L per day (Category 1) to greater than 20,000L per day (Category 5).

Additionally, a Trade Waste Excess Volume Charge applies to the Category 5 discharges. Those businesses with volumes exceeding 20,000 litres per day (Category 5) will attract the excess volume charge for each kilolitre in excess of 20kL per day.

Trade Waste mass loading charge may be levied based on the strength of pollutants in the waste stream and is applicable to Categories 4 and 5. Mass load will be charged for the entire volume when the concentration of a substance exceeds domestic concentration, see Table 1. Any item not in the table are deemed not typical for residential waste and will be charged for any concentration present.

Substance	Concentration (mg/L)
Biochemical oxygen demand (BOD5)	300
Suspended Solids	300
Total Oil and grease	50
Ammonia (as Nitrogen)	35
Total Kjeldahl nitrogen (TKN)	50
Total phosphorus	10
Total dissolved solids	550
Sulphate (SO4)	50

Table 1: Deemed concentration of substances in domestic sewage

Volumes of waste generated consistently above the initial assessed categorisation will result in a review of the nominated category. An appeal mechanism will also enable the category to be reviewed when a property owner feels the assessed volume is too high.

Where industrial or commercial premises contain strata or non-strata units constructed under current planning laws these units are self-contained and considered separate entities; that is each unit contains its own amenities (toilets, showers, sink, canteen etc.). In these cases, a sewerage rate is calculated based on volume discharged to the sewerage system and applied to each unit.

Where industrial or commercial premises contain non-strata units constructed under older planning laws and may not be self-contained, that is where several units share amenities; these units can be aggregated to a single annual charge based on a combined volume discharge to the sewerage system.

Council levies an Unconnected Annual Charge (availability charge) on properties that do not utilise the sewerage service but are located within the service area, to reflect the cost of the availability of the service to those properties.

For 2024/2025, Sewerage charges have been increased by 14%.

The table below shows the Sewerage charges for 2024/2025.

Charge 2023/2024	Type of Service	Charge 2024/2025
RESIDENTIAL		
\$1,087.90	Residential Connected	\$1,240.20
\$724.45	Residential Unconnected	\$825.90
BUSINESS		
\$1,266.25	Category 1 (<1,000 litres per day)	\$1,443.55
\$6,349.10	Category 2 (1,001 to 5,000 litres per day)	\$7,238.00
\$12,647.75	Category 3 (5,001 to 10,000 litres per day)	\$14,418.40
\$25,218.20	Category 4 (10,001 to 20,000 litres per day)	\$28,748.70
\$25,218.20	Category 5 (>20,000 litres per day)*	\$28,748.70
\$730.00	Business - Unconnected	\$832.20

* Plus Trade Waste Excess Volume Charge of \$4.92 per kilolitre for Category 5 properties. The estimated yield from Sewerage charges is \$ \$12,089,542.



Light Up Windsor

Sullage Service

Council provides a sullage pump-out service to properties that are not serviced by Sydney Water or the Windsor Sewer Scheme and do not have an on-site sewerage management facility. An annual charge is levied for the Sullage service.

Extra services and Emergency Services may be requested at any time during the financial year at an additional fee per service.

The sullage service charges are calculated on the basis that revenue raised is sufficient to fund the cost of providing the service.

For 2024/2025 Sullage charges have been increased by 4.0%.

The table below shows the Sullage service charges for 2024/2025.

Charge 2023/2024	Type of Service	Charge 2024/2025
RESIDENTIAL		
\$2,764.00	Fortnightly Residential	\$2,874.55
\$5,528.00	Weekly Residential	\$5,749.05
\$222.40	Emergency Service	\$231.30
\$177.10	Extra Service	\$184.15
BUSINESS		
\$30.45	Commercial per 1000 litre (min volume 2500 litre)	\$31.65

The estimated fees from Sullage service charges are \$2,617,923.

Stormwater Management Service Charge

This charge enables Council to deliver additional new stormwater infrastructure, \$30K towards a water quality testing program, and \$100K for enhanced maintenance of stormwater infrastructure assets. The charges to be levied are shown in the table below.

Category	Annual Charge
RESIDENTIAL	
Residential	\$25.00
Residential Strata	\$12.50
BUSINESS	
Business	\$25.00 per 350m ² , or part thereof, up to a maximum of \$1,500
Business Strata	Pro-rata of the above, based on land valuation apportionment

The estimated yield from Stormwater Management Service charges is \$545,534.

Drainage Management Charge

The previously referred to stormwater charge has not been applied to the North Richmond (Redbank) area.

Given the unique nature of the stormwater system in the area, a Drainage Management charge under Section 501 of the Local Government Act, 1993, is levied on all properties in the identified urban release area in North Richmond (Redbank), to recover ongoing maintenance and renewal costs, and legislative obligations in regard to the drainage infrastructure in this area.

Funding collected under this charge will be applied specifically to works and maintenance in the collection area.

The Table below shows the Drainage Management charges for 2024/2025.

Charge 2023/2024	Category	Charge 2024/2025
RESIDENTIAL		
\$100.00	Drainage Management	\$150.00
BUSINESS		
\$100.00	Drainage Management	\$150.00

The estimated yield from Drainage Management charge is \$164,400.

PENSIONER CONCESSIONS

Concession on the rates and charges levied are available to eligible pensioners. Council offers a number of rating concessions to pensioners over and above the mandatory concessions.

No State Government subsidy is received against these additional concessions.

Pensioner Rebates are only available to eligible pensioners from 1 July in the rating year in which they apply (or from the applicable quarter in the same year).

Ordinary Rates and Domestic Waste Management Service Charge

The Act provides for pension rebates of up to 50% of the aggregated ordinary rates and domestic waste management service charges, to a maximum of \$250.

Under the State’s mandatory Pensioner Concession Scheme, the State Government reimburses Council 55% (up to \$137.50 per property) of the rates and charges written off under the provisions of the Act. Council funds the remaining 45% (up to \$112.50).

Sewerage Service Charge

A concession is available to eligible pensioners who are subject to the residential connected charge under the Windsor Sewerage Scheme. The mandatory concession in respect to Sewerage charges is \$87.50, of which the State Government provides a reimbursement to Council of 55% (48.13).

This amount has remained unchanged since 1989. The total concession provided has traditionally been in excess of this, being based on 50% of the applicable charge. The additional concession amount is fully funded by Council.

Sullage Service Charge

Council provides eligible pensioners receiving a sullage pump-out service with a pensioner concession additional to that received for rates and garbage. This subsidy is not available to pensioners who have non-eligible adult residents living at their property.

This rebate is fully funded by Council and is based on 50% of the applicable charge. The State Government provides no assistance towards pensioners on the sullage service.

FEES AND CHARGES

Fee Pricing Policy

Council provides a wide range of services to the community and applies fees and charges accordingly. Each fee has been based on the pricing policy relevant and applicable to the fee and in line with competitive neutrality principles.

Code	Pricing Policy	Description
S	Statutory Fee	Price set to comply with statutory legislation
E	External Cost	Price determined by external parties
N	Nil Cost Recovery	No fee charged
P	Partial Cost Recovery	Price partially recovers costs
F	Full Cost Recovery	Price recovers costs attributable to good or service
R	Rate of Return	Price recovers all costs plus a set return
M	Market Rate	Price based on relevant market rate

Section 610E of the Act allows Council to waive payment of, or reduce a fee in a particular case if it is satisfied that the case falls within a category of hardship or any other category that Council has determined it may consider waiving payment, or reducing a fee for this category.

Category	Description
Hardship	Where there is evidence that the payment of the fee or charge will impose unreasonable financial hardship on the applicant given their particular circumstances
Charity	Where the applicant is a registered charity and the fee is for a service that will enable the provision of charitable services
Not For Profit	Where the applicant is an organisation that holds not for profit status and the fee is for a service that will enable the achievement of their objectives and betterment for the Hawkesbury community
Commercial	To attract functions or activities to the Hawkesbury Local Government Area, where there is a longer-term benefit to the Hawkesbury community
Natural Disaster Relief	Where the applicant has been adversely impacted as a result of a natural disaster. Waiving of any fees is subject to Council Resolution.

The following principles will be considered when applying any reduction or waiver of a fee or charge:

- compliance with statutory requirements
- fairness and consistency
- integrity
- equity
- transparency
- commerciality.

The Council will directly, or through delegated authority, assess and make determinations on requests for reduction or waiver of fees in accordance with the above Categories.

Meeting Rooms – Deerubbin Centre

The meeting rooms in the Deerubbin Centre are available for hire or for free use as follows:

Free Use – Meeting Rooms Deerubbin Centre

Local Community Group (for the purposes of Hawkesbury City Council’s fees and charges) and therefore be eligible for free use of meeting rooms at the Deerubbin Centre, all of the following five criteria must be met (supportive documentation may be required):

- a) An organised, volunteer, membership-based group whose objective is to support or engage in activities of public interest and;
- b) Operates on a non-profit basis and received no government funding to provide services and;
- c) Is located within the Hawkesbury Local Government Area (LGA) or can provide documented evidence that a least 50% of their membership base resides in the Hawkesbury LGA and;
- d) Provides community or cultural benefits to the residents of the LGA and;
- e) Be a non-political group.



All other hires of the meeting rooms at the Deerubbin Centre, with the exception of Local Community Groups, as defined above, are subject to the fees as outlined in the Fees and Charges. Council has determined the following categories:

Group Category	Description of Group/Individual	Subject to Hire Fee?
A	<p>Category A includes:</p> <p>1. Local Government Area (LGA) Community Groups)</p> <p>To be defined as a LGA Community Group (for the purposes of Hawkesbury’s City Council’s fees and charges), and therefore be eligible for free use of community rooms all of the following five criteria must be met (supportive documentation may be required):</p> <ul style="list-style-type: none"> a. An organised, volunteer, membership-based group whose objective is to support or engage in activities of public interest and; b. Operates on a non-profit basis and receives no government funding to provide services and; c. Is located with the Hawkesbury LGA or can provide evidence that at least 50% of their membership resides in the Hawkesbury LGA and; d. Provides community or cultural benefits to the residents of Hawkesbury LGA and; e. Is not a political party. 	NO
B	<p>Category B includes:</p> <ul style="list-style-type: none"> 1. Non LGA community groups that are organised, volunteer and membership-based and operate on a non-profit basis. 2. Self-employed persons for the purpose of providing service to the community on a cost-recovery basis. 3. Non-profit organisations with reasonable means, for example lease own facilities or have assets such as money or property, or in receipt of government funding to provide their services. 	YES
C	<p>Category C includes:</p> <ul style="list-style-type: none"> 1. Commercial, for profit businesses. 2. Groups or organisations that distributes money that it makes to its members. 3. Consortiums or organised groups of businesses where the primary purpose of getting together is to promote goods and services and develop for profit activities, for example product launches and demonstrations; luncheons; tradeshows; swap meets. 4. Self-employed persons for the purpose of providing services to the public for profit. 5. State, Federal and Local Government (excluding Hawkesbury City Council) departments or agencies. 6 Non-Government Organisations fully operating under State, Federal or Local Government auspices or funding arrangements. 7. Non-profit organisations with substantial means, for example ownership of assets or paid staff. 	YES

Category A hirers have free use of the meeting rooms within the Deerubbin Centre. Category B and C hirers are subject to hire fees outlined in the Fees and Charges.

Goods and Services Tax (GST)

Council has registered for GST. The ABN of Council is 54 659 038 834.

Fees and Charges have been based on the best available information in relation to the GST impact on the fees and charges at time of publication. It should be noted that all fees and charges are subject to change in accordance with amendments to the Goods and Services Tax Legislation and subsequent ATO rulings and regulations.

The 2024/2025 fees listed are inclusive of GST where applicable.

Statutory Fees and Charges

Statutory Fees are those fees determined by legislative requirements or determined by Ministerial decision. Prices set by State or Federal legislation as new or amended are applicable from the date of gazettal without further notice given. Council may apply any new fees of this nature.

Kerb and Guttering Contributions by Adjoining Owners

The Act provides that recovery from the adjoining owner of a property may be made for up to 50% of the costs of the construction of kerbing and guttering. This applies for all future works, upon completion, with 50% of costs recovered for the adjoining front boundary and 25% of the costs recovered for the side boundary constructions on corner blocks.

Interest on Overdue Rates and Annual Charges

In accordance with Section 566 of the Act, the interest rate charged on overdue rates and charges for 2024/2025 by Council, is set at up to the maximum permitted by the Minister for Local Government.

Interest on Overdue Sundry Debts

Sundry Debts greater than 180 days may incur interest charges at the same rate which is applicable to overdue rates.

Legal Charges

Legal fees charged on applicable outstanding Rates and Charges are levied in accordance with the Schedule provided by NSW Courts.

Payment of Interest Securities

Upon application, interest is paid on security deposits due for refund. Interest payable is calculated at the equivalent rate achieved on investments less the administration charge.

Proposed Borrowings

In accordance with Section 405(2) of the Act and Clause 201 of the Local Government (General) Regulation 2021, Council is required to provide a statement of:

- the amounts of any proposed borrowings (other than internal borrowing)
- the sources from which they are proposed to be borrowed
- the means by which they are proposed to be secured

No provision for new borrowings has been included in the 2024/2025 Operational Plan.

Financial Assistance given by Council

Council may seek to advance its strategic and operational objectives by providing financial and other support to individuals, community groups and business entities. In line with Section 356 of the Act, Council may by way of resolution, contribute money or otherwise grant financial assistance.

To facilitate the provision of financial assistance to individuals, community groups and business entities, Council has adopted a Sponsorship Policy and established a Community Sponsorship Program. The Community Sponsorship Program provides financial assistance to projects and activities which deliver on the objectives of the Hawkesbury Community Strategic Plan and other plans adopted by Council.

Council also contributes funding towards the staging of the Hawkesbury City Eisteddfod and the rental of the Council owned building occupied by the Women's Cottage.

Council provides a range of in-kind services through the provision of staff and the use free of charge of community rooms and other Council owned buildings.



2024/2025 FEES AND CHARGES

Economic Development	62
Visitor Information Centre	62
Communications and Events	62
Regulatory Services	66
Development Assessment	73
Strategic Planning Services	86
Community Services	89
Infrastructure Operations	94
City Services	96
Open Space Services	97
City Services - Hawkesbury Sports Council	103
City Services - McMahons Park	105
City Services - Hawkesbury Leisure Centre	106
Wastewater Operations	109
Resource Recovery	112
Property and Strategy	115
Governance	117
Arts and Culture - Gallery and Museum	119
Arts and Culture - Library Services	122
Financial Services	126
General Counsel	126

Index	Fee Description	Conditions	2023/24 Fees (GST Incl)	Pricing Policy	GST	2024/25 Fees (GST Incl)
ECONOMIC DEVELOPMENT						
LOCAL ECONOMIC DEVELOPMENT						
ED.1	Economic Development Activities					
ED.1.1	Business Development Promotions and Projects	Per item or unit price	POA	M	Y	POA
ED.1.2	Tourism Promotion and Projects	Per item or unit price	POA	M	Y	POA
ED.2	Biz Connect Room (Digital Domain)					
ED.2.1	Hire of Biz Connect Room (Digital Domain)	Per hour Room only	\$25.00	P	Y	\$26.18
ED.2.2	Hire of Biz Connect Room (Digital Domain)	Per hour Room and IT Equipment	POA	P	Y	POA
VISITOR INFORMATION CENTRE						
MERCHANDISE SALES						
VC.1	Merchandise					
VC.1.1	Range- \$0.05 to POA	Per item	POA	R	Y	POA
VC.1.2	Commission fee on consignment stock	Range - 10% to 50% Per item	POA	R	Y	POA
VC.1.3	Commission on bookings	6% commission	POA	R	Y	POA
VC.2	Promotional Activities					
VC.2.1	Range- \$50.00 to POA	Per item For provision of promotional service	POA	P	Y	POA
VC.3	Photographs and Images					
		Refer to Fees LS.3.1 - LS.3.10				
COMMUNICATIONS AND EVENTS						
EVENTS						
CC.1	Event Application Fees					
CC.1.1	Application Fee		Free	N		Free
CC.1.2	Late Application Fee	2 months or less	\$102.00	P	X	\$102.00
CC.2	Traffic and Transport Management for Events					
CC.2.1	Late Application Fee - Special Events - Traffic Management		\$117.30	P	X	\$117.30
CC.3	Non Exclusive use events					
CC.3.1	Administration/Booking Fee					
CC.3.2	Events in Parks					
		Included but not limited to the following activities: Weddings, Events, Parties, Large gatherings, Markets or Activities involving temporary structures				
CC.3.3	Small to Medium Events	Up to 200 people Excluding War Memorial Events	\$98.50	P	Y	\$103.00
CC.3.4	Large Events	Over 200 people	\$125.10	F	Y	\$131.00
CC.3.5	Personal trainers/Boot camps	Per season Summer (September - March), Winter (April - August)	\$893.10	F	Y	\$935.00
CC.3.6	Personal trainers/Boot camps/Other Commercial users	Casual hourly rate	\$28.50	F	Y	\$30.00

Index	Fee Description	Conditions	2023/24 Fees (GST Incl)	Pricing Policy	GST	2024/25 Fees (GST Incl)
CC.3.7	Wedding at McQuade Park	Per hour (Maximum 2 hours) Includes Booking Fee	\$135.00	F	Y	\$200.00
CC.3.8	Refundable Bond					
CC.3.9	Sporting/Community event	Minimum fee	\$200.00	P	X	\$300.00
CC.3.10	Corporate/Business event	Minimum fee	\$1,000.00	P	X	\$1,000.00
CC.4	Exclusive use events	Exclusive use is where the activity/event takes over the whole or part of a park and restricts usage to that area				
CC.4.1	Administration/Booking Fee					
CC.4.2	Community organisation event (not for profit)	Where the event is no more than 3 consecutive days				
CC.4.3	Set up - Prior to Event	Per day	\$377.00	P	Y	\$395.00
CC.4.4	Event days	Per day	\$991.00	P	Y	\$1,038.00
CC.4.5	Removal/Clean up - Post Event	Per day	\$377.00	P	Y	\$395.00
CC.4.6	Corporate/Business organisation event	Where the event is no more than 3 consecutive days				
CC.4.7	Set up - Prior to Event	Per day	\$646.10	F	Y	\$677.00
CC.4.8	Event days	Per day	\$1,292.20	F	Y	\$1,353.00
CC.4.9	Removal/Clean up - Post Event	Per day	\$646.10	F	Y	\$676.00
CC.4.10	Community/Corporate/Business organisation event	Where the event is more than 3 consecutive days	POA	F	Y	POA
	Exclusive use events	For areas less than 1000m2 or less than 40% of the park, a reduced fee of 50% applies				
CC.5	Refundable Bond					
CC.5.1	Sporting/Community event	Minimum fee	\$200.00	P	X	\$300.00
CC.5.2	Corporate/business event	Minimum fee	\$1,000.00	P	X	\$1,000.00
CC.6	Events Services					
CC.6.1	Electricity	Per day	\$150.00	P	Y	\$160.00
CC.6.2	Water	Per day	\$150.00	P	Y	\$160.00
CC.6.3	Parking and event fencing set up	Per day	\$2,322.55	F	Y	\$2,454.95
CC.6.4	Parking and event fencing pack up	Per day	\$2,322.55	F	Y	\$2,454.95
CC.6.5	Commercial Stallholder Fee - where Council is the Event Organiser - 3m x 3m Event Space - Tier 1	Per day, per event (Minimum fee)	\$348.40	R	Y	\$348.40
CC.6.6	Commercial Stallholder Fee - where Council is the Event Organiser - 3m x 6m Event Space - Tier 1	Per day, per event (Minimum fee)	\$420.75	R	Y	\$420.75
CC.6.7	Commercial Stallholder Fee - where Council is the Event Organiser - 3m x 3m Event Space - Tier 2	Per day, per event (Minimum fee)	\$232.25	R	Y	\$232.25
CC.6.8	Commercial Stallholder Fee - where Council is the Event Organiser - 3m x 6m Event Space - Tier 2	Per day, per event (Minimum fee)	\$280.50	R	Y	\$280.50
CC.6.9	Commercial Stallholder Fee - where Council is the Event Organiser - 3m x 3m Event Space - Tier 3	Per day, per event (Minimum fee)	\$127.70	R	Y	\$127.70
CC.6.10	Commercial Stallholder Fee - where Council is the Event Organiser - 3m x 6m Event Space - Tier 3	Per day, per event (Minimum fee)	\$154.25	R	Y	\$154.25
CC.6.11	Commercial Stallholder Fee - where the Event Space is greater than 3m x 6m	Applicable Event Space fee plus \$20 per additional metre Per day, per event	POA	R	Y	POA

Index	Fee Description	Conditions	2023/24 Fees (GST Incl)	Pricing Policy	GST	2024/25 Fees (GST Incl)
CC.6.12	Marquee temporary structure - 3m x 3m Event Space	Per day, per event (Minimum fee)	\$300.00	R	Y	\$300.00
CC.6.13	Marquee temporary structure - 3m x 6m Event Space	Per day, per event (Minimum fee)	\$550.00	R	Y	\$550.00
CC.6.14	Fete temporary structure - 2.4m x 2.4m Event Space	Per day, per event (Minimum fee)	\$150.00	R	Y	\$150.00
CC.6.15	Entry Fee - Event Demonstrations/ Workshops/Tickets - Tier 1	Per Event	\$50.00	P	Y	\$50.00
CC.6.16	Entry Fee - Event Demonstrations/ Workshops/Tickets - Tier 2	Per Event	\$30.00	P	Y	\$30.00
CC.6.17	Entry Fee - Event Demonstrations/ Workshops/Tickets - Tier 3	Per Event	\$25.00	P	Y	\$25.00
CC.6.18	Entry Fee - Event Demonstrations/ Workshops/Tickets - Tier 4	Per Event	\$15.00	P	Y	\$15.00
CC.6.19	Entry Fee - Event Demonstrations/ Workshops/Tickets - Tier 5	Per Event	\$5.00	P	Y	\$5.00
CC.7	Food/Alcohol Stallholder Consultant					
CC.7.1	Food/Alcohol Stallholder fee - where External Consultant is engaged	Per stall, per day, per event	\$112.20	R	Y	\$112.20
CC.8	Garbage Service					
CC.8.1	Delivery and Pick-up of bins	For Events held in Council owned parks only				
CC.8.2	1 to 10 bins		\$405.95	F	Y	\$445.00
CC.8.3	11 to 25 bins		\$811.90	F	Y	\$885.00
CC.8.4	Emptying Fee	Per bin	\$19.40	F	Y	\$27.00
CC.8.5	Replacement bin due to vandalism or theft		\$118.30	F	Y	\$129.00
CC.9	Toilet cleaning	Prior to event	\$98.95	P	Y	\$110.00
CC.10	Casual Use of Parks and Reserves					
CC.10.1	Park Access					
CC.10.2	Establishment fee for use of parks as compounds by Contractors		\$286.10	F	X	\$310.00
CC.10.3	Rental per week for compound site	Per m2	\$1.35	F	X	\$1.50
CC.10.4	Parks access administration fee		\$95.15	F	X	\$104.00
CC.11	Use of Parks and Reserves by Hot Air Balloons					
CC.11.1	Annual administration booking fee		\$95.15	P	Y	\$104.00
CC.11.2	Fee per launch, landing or tether	For annual bookings	\$30.15	R	Y	\$33.00
CC.11.3	Casual hire fee	Per launch, landing or tether	\$131.10	R	Y	\$143.00
CC.12	Circuses/Fairs/Carnivals and other similar size events					
CC.12.1	Set up/Removal/Non-Show days	Per day	\$624.25	F	Y	\$677.00
CC.12.2	Show days		\$1,248.50	F	Y	\$1,353.00
CC.13	Markets and Fetes (Excluding Windsor Mall) Rate per day					
CC.13.1	Application Fee - Community		\$114.45	F	Y	\$125.00
CC.13.2	Application Fee - Commercial		\$563.90	F	Y	\$612.00
CC.13.3	Commercial Markets - Richmond Park	Per day within designated area	\$659.95	F	Y	\$716.00
CC.13.4	Other Markets		POA	F	Y	POA

Index	Fee Description	Conditions	2023/24 Fees (GST Incl)	Pricing Policy	GST	2024/25 Fees (GST Incl)
CC.14	Use of park to access private property for building/landscape works					
CC.14.1	Administration fee		\$95.15	P	X	\$104.00
CC.14.2	Inspection fee		\$140.45	F	X	\$153.00
CC.14.3	Refundable Bond	Minimum	\$2,000.00	P	X	\$2,000.00
CC.15	Food Premises Registration and Inspection	Temporary and/or Mobile Food Vending Equipment				
CC.15.1	Temporary and/or mobile food vending equipment registration and inspection fee	Fee paid 30 days prior to event				
CC.15.2	Temporary Food Premises Category 1	Per annum (fee paid 30 days prior to event)	\$156.15	P	X	\$163.49
CC.15.3	Temporary Food Premises Category 2	Per annum (fee paid 30 days prior to event)	\$116.85	P	X	\$122.34
CC.15.4	Temporary Food Premises Category 3	Per annum (fee paid 30 days prior to event)	\$77.55	P	X	\$81.19
CC.15.5	Temporary and/or mobile food vending equipment registration and inspection fee					
CC.15.6	Temporary Food Premises Category 1	Per annum	\$204.60	P	X	\$214.22
CC.15.7	Temporary Food Premises Category 2	Per annum	\$150.75	P	X	\$157.84
CC.15.8	Temporary Food Premises Category 3	Per annum	\$102.30	P	X	\$107.11
ADVERTISING AND PROMOTION						
CC.16	Banner Pole Hire					
CC.16.1	Application Fee	Per banner Covers a period of 2 weeks	\$28.00	P	X	\$30.00
CC.16.2	Removal of overdue banner		\$149.00	F	X	\$156.00
CC.16.3	Refundable key bond		\$33.00	P	X	\$35.00
CC.16.4	Late return of key		\$16.00	P	X	\$17.00
CC.17	Banner Production	External Organisations				
CC.17.1	Supply of completed banner	Per linear metre	\$123.48	P	Y	\$129.28
CC.18	Sale of Promotional Items		POA	P	Y	POA
PRINTING AND SIGNWRITING FEES						
CC.19	Printing and Signwriting	External Organisations				
CC.19.1	Materials and machines costs	Plus wages costs, Plus up to 40% overhead fee	POA	F	Y	POA
CC.20	Photocopies					
CC.20.1	Black and white - A4	Per copy	\$0.99	F	Y	\$1.04
CC.20.2	Black and white - A3	Per copy	\$1.99	F	Y	\$2.08
CC.20.3	Colour - A4	Per copy	\$2.31	F	Y	\$2.42
CC.20.4	Colour - A3	Per copy	\$4.69	F	Y	\$4.91
CC.21	Banners	External Organisations				
CC.21.1	Supply of completed banner	Per linear metre	\$123.48	P	Y	\$129.28

Index	Fee Description	Conditions	2023/24 Fees (GST Incl)	Pricing Policy	GST	2024/25 Fees (GST Incl)
REGULATORY SERVICES						
CARAVAN PARKS, CAMPING GROUNDS AND MANUFACTURED HOME ESTATES						
RS.1	Application for approval to operate	Per site (minimum \$100.00)	\$24.35	P	X	\$25.49
RS.2	Reinspection of application for approval to operate	Per site (minimum \$100.00)	\$24.35	P	X	\$25.49
RS.3	Periodic inspection	Per site (minimum \$100.00)	\$24.35	P	X	\$25.49
RS.4	Reinspection required due to non compliance in periodic inspection	Per site (minimum \$80.00)	\$21.65	P	Y	\$22.67
RS.5	Issue replacement approval to new proprietor		\$88.80	P	X	\$92.97
COMPANION ANIMALS						
RS.6	Companion Animals Registration Fees	Companion Animals Amendment Bill 2013 (NSW) Schedule 2 Amendment of Companion Animals Regulation 2008				
RS.6.1	Dog - Desexed (by relevant age)	Per animal or as determined by Legislation	\$75.00	S	X	\$78.00
RS.6.2	Dog - Desexed (by relevant age) - Eligible Pensioner	Per animal or as determined by Legislation	\$32.00	S	X	\$34.00
RS.6.3	Dog - Desexed (sold by Pound/Shelter)	Per animal or as determined by Legislation	Free	S		Free
RS.6.4	Dog - Combined registration and not desexed (by relevant age)	Combined fee for animal not desexed by 6 months old and registration Per animal or as determined by Legislation		S	X	\$262.00
RS.6.5	Dog - Not desexed (not recommended by vet)	Per animal or as determined by Legislation	\$75.00	S	X	\$78.00
RS.6.6	Dog - Not desexed (not recommended by vet) - Eligible Pensioner	Per animal or as determined by Legislation	\$32.00	S	X	\$34.00
RS.6.7	Dog - Not desexed (recognised breeder)	Per animal or as determined by Legislation	\$75.00	S	X	\$78.00
RS.6.8	Dog - Working	Per animal or as determined by Legislation	Free	S	X	Free
RS.6.9	Dog - Service of the State	Per animal or as determined by Legislation	Free	S		Free
RS.6.10	Dog - Registered but not desexed (by relevant age)	Additional fee applicable where the animal is registered but has not been desexed by 6 months of age. Per animal or as determined by Legislation		S	X	\$184.00
RS.6.11	Assistance Animal - Dog/Cat	Per animal or as determined by Legislation	Free	S		Free
RS.6.12	Cat - Desexed or Not Desexed	Per animal or as determined by Legislation	\$65.00	S	X	\$68.00
RS.6.13	Cat - Desexed - Eligible Pensioner	Per animal or as determined by Legislation	\$32.00	S	X	\$34.00
RS.6.14	Cat - Desexed (sold by Pound/Shelter)	Per animal or as determined by Legislation	Free	S		Free
RS.6.15	Cat - Not desexed (not recommended by vet)	Per animal or as determined by Legislation	\$65.00	S	X	\$68.00
RS.6.16	Cat - Not desexed (not recommended by vet) - Eligible Pensioner	Per animal or as determined by Legislation	\$32.00	S	X	\$34.00
RS.6.17	Cat - Not desexed (recognised breeder)	Per animal or as determined by Legislation	\$65.00	S	X	\$68.00
RS.6.18	Late Registration Fee - Dog/Cat	Where the registration fee has not been paid 28 days after the date on which the animal is required to be registered	\$21.00	S	X	\$22.00
RS.6.19	Annual Permits	Per animal or as determined by Legislation				

Index	Fee Description	Conditions	2023/24 Fees (GST Incl)	Pricing Policy	GST	2024/25 Fees (GST Incl)
RS.6.20	Cats not desexed by four months of age	Per animal, per year or as determined by Legislation	\$92.00	S	X	\$96.00
RS.6.21	Dogs of a restricted breed	Per animal, per year or as determined by Legislation	\$221.00	S	X	\$230.00
RS.6.22	Dogs declared to be dangerous	Per animal, per year or as determined by Legislation	\$221.00	S	X	\$230.00
RS.6.23	Late Permit Fee	Where the permit fee has not been paid 28 days after the date on which the animal is required to be permitted	\$92.00	S	X	\$22.00
RS.6.24	Sale of signage to dangerous dog owners	As required by Legislation	\$26.40	F	Y	\$27.64
RS.6.25	Dangerous dog collars	Price range: Small - \$35.00, Medium - \$40.00 Large - \$47.00 As required by Legislation	POA	F	Y	POA
Exemptions will be in place for cats that are registered by 1 July 2020, cats kept for breeding purposes by members of recognised breeding bodies, and cats which cannot be desexed for medical reasons.						
Owners of dogs of a restricted breed or declared to be dangerous will be required to pay an annual permit in addition to their one-off lifetime pet registration fee. This applies to dogs that are already registered.						
A recognised Breeder means a person who is a prefix endorsed member of the following: Royal NSW Canine Council Ltd, NSW Cat Fanciers Assoc Inc, Waratah State Cat Alliance Inc.						
Note: A dog formerly registered with the Greyhound Racing Act (1985), will have the applicable registration fee reduced by \$15.00.						
RS.7	Micro-chipping (Cats and Dogs)	Per animal	\$60.70	P	Y	\$10.00
RS.8	Micro-chipping Cat/Dog for Animal Welfare Groups that have Section 16D exemption under the NSW Companion Animals Act 1998	Per animal	\$9.40	P	Y	\$10.00
RS.9	Compliance Certificates	Companion Animals Regulation 2008 - Regulation 25 for the purpose of the Companion Animals Act 1998 - Section 58H				
RS.9.1	Certificate of compliance with enclosure requirements for dangerous, menacing or restricted dog, including inspection		\$150.00	S	X	\$150.00
RS.10	Hire of Animal Control Goods					
RS.10.1	Traps					
RS.10.2	Cats - Hire of Traps	Per fortnight Plus Fee RS.10.3	\$38.35	P	Y	\$40.15
RS.10.3	Cats - Deposit on Trap Hire	Refundable on return of trap	\$184.35	P	X	\$193.01
RS.10.4	Dogs - Hire of Traps	Per fortnight Plus Fee RS.10.5	\$46.42	P	Y	\$48.60
RS.10.5	Dogs - Deposit on Trap Hire	Refundable on return of trap	\$349.80	P	X	\$366.24
RS.11	Companion Animals Impounding For the following Councils: 1) Hawkesbury City Council - Cats and Dogs 2) Penrith City Council - Cats and Dogs 3) The Hills Shire Council - Cats and Dogs 4) Hornsby Shire Council - Cats and Dogs 5) Other Councils - Cats and Dogs					
RS.11.1	Cats Impounding					
RS.11.2	Partner Council Admission Fee			P	X	\$55.00
RS.11.3	Partner Council Daily Fee			P	X	\$44.00
RS.11.4	Hawkesbury Resident Admission Fee			P	X	\$40.00
RS.11.5	Hawkesbury Resident Daily Fee			P	X	\$32.00
RS.11.6	Dogs Impounding					
RS.11.7	Partner Council Admission Fee			P	X	\$55.00

Index	Fee Description	Conditions	2023/24 Fees (GST Incl)	Pricing Policy	GST	2024/25 Fees (GST Incl)
RS.11.8	Partner Council Daily Fee			P	X	\$66.00
RS.11.9	Hawkesbury Resident Admission Fee			P	X	\$40.00
RS.11.10	Hawkesbury Resident Daily Fee			P	X	\$48.00
RS.12	Sales of animals					
RS.12.1	Sale of Cats					
RS.12.2	Cat			M	Y	\$99.00
RS.12.3	Cat of the Week			M	Y	\$49.00
RS.12.4	Sale of dogs					
RS.12.5	Dog			M	Y	\$99.00
RS.12.6	Dog of the Week			M	Y	\$49.00
RS.13	Surrender and Collection of Animals					
RS.13.1	Surrender of cats to pound - Hawkesbury residents ONLY	Per animal	\$205.75	P	Y	\$215.42
RS.13.2	Surrender of cats to pound - Non-Hawkesbury residents	Per animal	\$452.80	R	Y	\$474.08
RS.13.3	Surrender of dogs to pound - Hawkesbury residents ONLY	Per animal	\$288.10	P	Y	\$301.64
RS.13.4	Surrender of dogs to pound - Non-Hawkesbury residents	Per animal	\$534.85	R	Y	\$559.99
RS.14	Collection of surrendered cat or dog from private premises					
RS.14.1	Within 30 km of the animal shelter	Per animal Plus Fees RS.13.1 to RS.13.4	\$148.20	F	Y	\$155.17
RS.14.2	Between 30 km and 60 km of the animal shelter	Per animal Plus Fees RS.13.1 to RS.13.4	\$194.35	F	Y	\$203.48
RS.14.3	Greater than 60 km of the animal shelter	Per animal Plus Fees RS.13.1 to RS.13.4	\$240.60	F	Y	\$251.91
RS.15	Stock Impounding					
	Driving Fees - under clause 2(4) of the Impounding Act 1993	Additional charges will apply for after hours, weekend and public holidays				
RS.15.1	Call out fee	Collection of animal already contained	\$116.15	F	Y	\$121.61
RS.15.2	Call out fee where the animal is not contained	Additional charges are applicable if the animal is not contained and a portable yard is required	POA	F	Y	POA
RS.15.3	Transportation fees	Per km to secure holding facility	\$0.90	F	Y	\$0.94
RS.15.4	Pound Keepers Fees for Sustenance					
RS.15.5	Horses	Per head, per day	\$69.65	F	Y	\$72.92
RS.15.6	Cattle	Per head, per day	\$58.05	F	Y	\$60.78
RS.15.7	Sheep	Per head, per day	\$46.45	F	Y	\$48.63
RS.15.8	Pigs	Per head, per day	\$52.25	F	Y	\$54.71
RS.15.9	Goats	Per head, per day	\$46.45	F	Y	\$48.63
RS.15.10	Impounding fees to owner of animal(s)	Per animal per day whilst held at the holding facility	POA	F	Y	POA
HEALTH SERVICES						
RS.16	Food Premises Annual Administration Charge	Food Regulation 2015, Part 10 Clause 183				
This administration fee does not apply to School Canteens and Not for Profit Organisations						
RS.16.1	5 or less FTE Food Handlers at premises		\$326.35	P	X	\$341.69

Index	Fee Description	Conditions	2023/24 Fees (GST Incl)	Pricing Policy	GST	2024/25 Fees (GST Incl)
RS.16.2	6-50 FTE Food Handlers at premises		\$427.55	P	X	\$447.64
RS.16.3	Supermarkets		\$904.55	P	X	\$947.06
RS.17	Food Premises Inspection Fees (including Follow Up)	Initial inspection that resulted in a pass or a pass with the business owner to undertake discretionary improvements (as recommended), which while improving the environmental situation for the business, would not constitute a failure if not completed				
RS.17.1	Pre-operational Inspection fee	Request for pre-Occupation Certificate operations inspection under the Food Act 2003		P	X	\$226.00
RS.17.2	Category 1 (Food Authority P1)	Per annum for each inspection	\$306.90	P	X	\$321.32
RS.17.3	Category 2 (Food Authority P2)	Per annum for each inspection	\$246.05	P	X	\$257.61
RS.17.4	Category 3 (Food Authority P3)	Per annum for each inspection	\$201.40	P	X	\$210.87
RS.17.5	Supermarkets	Per annum for each inspection	\$697.30	P	X	\$730.07
RS.17.6	Inspection/Reinspections of low risk food business (Food Authority P4)		\$46.60	P	X	\$55.00
RS.17.7	Reinspection after non-compliance	Where an inspection occurred and identified a failure whereby a reinspection is required to ensure the regulated entity has completed the actions needed come up to the standard	\$226.15	P	X	\$236.78
RS.17.8	Lodgement fee for Temporary Food Premises (TFP)			P	X	\$30.00
RS.18	Temporary and/or mobile food vending equipment registration and inspection fee - Fee paid 30 days prior to event					
RS.18.1	Temporary Food Premises Category 1	Per annum (fee paid 30 days prior to event)	\$156.15	P	X	\$163.49
RS.18.2	Temporary Food Premises Category 2	Per annum (fee paid 30 days prior to event)	\$116.85	P	X	\$122.34
RS.18.3	Temporary Food Premises Category 3	Per annum (fee paid 30 days prior to event)	\$77.55	P	X	\$81.19
RS.19	Temporary and/or mobile food vending equipment registration and inspection fee					
RS.19.1	Temporary Food Premises Category 1	Per annum	\$204.60	P	X	\$214.22
RS.19.2	Temporary Food Premises Category 2	Per annum	\$150.75	P	X	\$157.84
RS.19.3	Temporary Food Premises Category 3	Per annum	\$102.30	P	X	\$107.11
RS.20	Reinspection after non-compliance for temporary and/or mobile food vending equipment		\$125.00	P	X	\$130.88
RS.21	Issuing of notices under the Food Act		\$330.00	S	X	\$330.00
RS.22	Scores on Door review		\$226.15	P	Y	\$236.78
RS.23	Inspection of Other Premises					
RS.23.1	Brothels		\$339.20	P	X	\$355.14
RS.23.2	Water Cooling Systems	Per water cooling system	\$141.10	P	X	\$147.73
RS.23.3	Water Cooling System Re-inspection		\$147.60	P	X	\$147.73
RS.23.4	Hairdressing		\$140.10	P	X	\$147.73
RS.23.5	Hairdressing Re-inspection		\$110.95	P	X	\$147.73
RS.23.6	Skin penetration		\$203.55	P	X	\$213.12
RS.23.7	Skin Penetration Re-inspection		\$110.95	P	X	\$213.12

Index	Fee Description	Conditions	2023/24 Fees (GST Incl)	Pricing Policy	GST	2024/25 Fees (GST Incl)
RS.23.8	Public and Semi Public Swimming Pools	For premises with one swimming pool Plus Fee RS.23.9 where applicable	\$141.10	P	X	\$147.73
RS.23.9	Public and Semi Public Swimming Pools - inspection of additional pools	Per pool, Where there is more than one pool on the premises	\$36.60	P	X	\$38.32
RS.23.10	Boarding House - Registration of lodgement or notification	Plus applicable inspection fee; Inspection of certain boarding houses is required within twelve months of registration as per Section 16 of the Boarding House Act 2012		P	X	\$369.00
RS.23.11	Boarding House with less than 11 rooms			P	X	\$172.00
RS.23.12	Boarding House with less than 11 rooms Re-inspection			P	X	\$172.00
RS.23.13	Boarding House 11 rooms or more			P	X	\$344.00
RS.23.14	Boarding House 11 rooms or more Re-inspection			P	X	\$344.00
RS.23.15	Other premises	Request for pre-Occupation Certificate operations inspection for non-food premises		P	X	\$115.00
RS.24	Public Health Notification and Administration Fee					
RS.24.1	Brothels		\$42.55	P	X	\$44.55
RS.24.2	Water Cooling Systems		\$147.70	P	X	\$154.64
RS.24.3	Hairdressing		\$42.55	P	X	\$44.55
RS.24.4	Skin penetration		\$42.55	P	X	\$44.55
RS.24.5	Public and Semi Public Swimming Pools		\$42.55	P	X	\$44.55
RS.24.6	Water carting		\$42.55	P	X	\$44.55
RS.24.7	Registration of Potable Water Suppliers		\$42.55	P	X	\$44.55
RS.25	Undertakers Premises/Mortuary					
RS.25.1	Application for approval to operate an undertakers premises		\$185.15	S	X	\$105.00
RS.25.2	Pre-operational Inspection fee	Request for pre-Occupation Certificate operations inspection for Undertakers/ Mortuary		P	X	\$115.00
RS.25.3	Periodic inspection of undertakers premises		\$201.60	P	X	\$211.08
RS.25.4	Application for approval to operate a mortuary		\$185.15	S	X	\$105.00
RS.25.5	Periodic inspection of mortuary		\$194.80	F	X	\$203.96
RS.26	Water Sampling					
RS.26.1	Bacteriological water sampling for public swimming pools		\$108.40	P	X	\$175.00
RS.26.2	Chemical and bacteriological water sampling and investigation for potable water supplies, irrigation systems, on-site water tanks, including annual sampling of commercial premises and supplies		\$200.40	F	X	\$200.40
RS.26.3	Cryptosporidium Analysis		POA	M	X	POA
RS.26.4	Inspection of water carting vehicle/tanks		\$113.70	P	X	\$119.04
RS.27	Education Courses run by Council					
RS.27.1	Food handling education course		\$62.40	F	Y	\$65.33
RS.27.2	Not-for-profit organisations	Minimum charge	\$11.45	P	Y	\$11.99
RS.28	Public Health Act 2010 and Regulations 2012					

Index	Fee Description	Conditions	2023/24 Fees (GST Incl)	Pricing Policy	GST	2024/25 Fees (GST Incl)
RS.28.1	Improvement Notices and Prohibition Orders under the Public Health Regulations 2012 (Regulation 97) - Prescribed Fee		\$560.00	S	X	\$560.00
RS.28.2	Improvement Notices and Prohibition Orders under the Public Health Regulations 2012 (Regulation 97) - In any other case		\$270.00	S	X	\$270.00
RS.28.3	Re-inspection of premises subject of prohibition order	Public Health Regulation 2012 - Regulation 98 Per hour (Minimum charge 1/2 hour to a maximum charge of 2 hours - excluding travel time)	\$250.00	S	X	\$250.00
RS.28.4	Notification of installation or carrying out a function under Public Health Act and Regulations Issue notice or order for Regulated Systems		\$115.00	S	X	\$115.00
REGULATION AND ENFORCEMENT						
RS.29.	Location Costs for Stolen and Abandoned Vehicles					
RS.29.1	Zone 1 - Richmond, Windsor, Pitt Town, Cattai		\$207.45	F	X	\$330.00
RS.29.2	Zone 2 - Kurrajong, Kurrajong Heights, East Kurrajong, Glossodia, Blaxland Ridge and Ebenezer area		\$217.80	F	X	\$340.00
RS.29.3	Zone 3 - Bilpin, Colo Heights, Upper Colo areas		\$291.25	F	X	\$414.00
RS.29.4	Zone 4 - MacDonald Valley, St Albans and to the northern and north eastern boundaries		\$291.25	F	X	POA
RS.29.5	Administration Fee		\$67.10	F	X	\$145.00
RS.29.6	Vehicle storage charges	Per day or part thereof	\$30.00	F	X	\$44.00
RS.30	Advertising Costs of abandoned vehicles					
RS.30.1	Advertising Cost	Advertising cost, Plus Fee RS.30.2	POA	M	Y	POA
RS.30.2	Administration Fee	Plus Fee RS.30.1	\$141.10	F	Y	\$145.00
RS.31	Other Impounding and Retrieval Fees					
RS.31.1	Retrieval of confiscated shopping trolleys		\$207.90	R	X	\$217.67
RS.31.2	Retrieval of confiscated charity bins		\$350.60	R	X	\$367.08
RS.32	Environmental Protection Inspections					
RS.32.1	Non-compliance reinspection of business after environmental review	Per hour	\$140.00	F	Y	\$146.58
RS.32.2	Request for voluntary environmental review of business	Per hour	\$140.00	F	Y	\$146.58
RS.32.3	Noise level reading and assessment	Per hour	\$128.70	F	X	\$134.75
RS.32.4	Noise level reading and assessment after normal business hours	Per hour	\$241.80	F	X	\$253.16
RS.32.5	Audit of industrial/commercial premises for environmental compliance	Per hour	\$127.60	F	X	\$133.60
RS.32.6	Research and preparation of report for site history of contamination	Per hour	\$127.60	F	X	\$133.60
RS.32.7	Intensive agriculture premises inspection (piggeries, poultry, cattle etc.)		\$166.05	F	X	\$173.85
RS.32.8	Industrial Audit Inspection Fee		\$102.45	P	X	\$107.27
RS.32.9	Underground Petroleum Storage System Program	Protection of the Environment Operations (Underground Petroleum Storage Systems) Regulation 2019	\$295.00	F	X	\$308.87

Index	Fee Description	Conditions	2023/24 Fees (GST Incl)	Pricing Policy	GST	2024/25 Fees (GST Incl)
RS.33	Environmental Protection Notices under POEO Act 1997					
RS.33.1	Issuing notice administration fee		\$619.00	S	X	\$803.00
RS.33.2	Clean-up Notice - monitoring or compliance costs	Per hour The Regulatory Authority that issues a clean-up notice to a person may, by notice in writing, require the person to pay all or any reasonable costs and expenses incurred by the Authority.	\$128.20	F	X	\$150.00
RS.33.3	Outstanding notices or orders information in register		\$116.55	F	X	\$122.03
RS.34	Public Health Consultation and Investigation					
RS.34.1	Pollution control investigation charges to polluter	Per hour	\$140.40	F	Y	\$147.00
RS.35	Certificates/Documents Available-Regulatory Services					
RS.35.1	S735A LGA Certificate-Outstanding notices and orders		\$116.55	F	X	\$122.03
RS.35.2	S735A LGA Certificate-Urgency Fee (24hrs turnaround)	Plus Fee RS.35.1	\$66.50	P	X	\$69.63
RS.35.3	S121ZP, EP and A Certificate-Outstanding notices and orders		\$116.55	F	X	\$122.03
RS.35.4	S121ZP, EP and A Certificate-Urgency Fee (24hrs turnaround)	Plus Fee RS.35.3	\$67.55	F	X	\$70.72
SEWAGE MANAGEMENT FACILITIES						
RS.36	Sales					
RS.36.1	Sale of septic irrigation warning signs		\$25.25	F	Y	\$26.44
RS.37	Certificates/Documents available					
RS.37.1	Copy of approval to operate septic system		\$30.85	F	X	\$32.30
RS.38	Septic Tanks Inspections					
RS.38.1	Licence Fee - Approval to operate a Sewage Management Facility		\$169.00	F	X	\$176.94
RS.38.2	Licence Fee - Approval to operate a Sewage Management Facility - multiple systems on a residential property	Per additional system Plus Fee RS.38.1	\$124.20	F	X	\$130.04
RS.38.3	After hours Sewage Management Facility Inspection Saturday Only		\$337.40	F	X	\$353.26
RS.38.4	Pre-purchase inspection of Sewage Management Facility and written report		\$169.00	F	X	\$176.94
RS.38.5	Sewage Management Facility re-inspection fee		\$101.45	F	X	\$106.22
RS.38.6	Application to install a centralised Sewage Management Facility (e.g. Community Title)	Plus \$215.55 per allotment	\$365.25	F	X	\$1,000.00
RS.38.7	Inspection of Decommissioned Sewage Management Facility		\$89.20	P	X	\$93.39
RS.38.8	Septic tank application fee to install a Domestic System	Including assessment, 2 inspections and approval to operate for first year	\$594.85	M	X	\$1,000.00
RS.39	Septic tank application fee to install a Commercial System					
RS.39.1	Commercial septic systems less than \$20,000	Includes assessment and 2 inspections	\$594.85	M	X	\$1,000.00
RS.39.2	Commercial septic systems greater than or equal to \$20,000	Includes assessment and 4 inspections	\$1,351.30	M	X	\$1,414.81

Index	Fee Description	Conditions	2023/24 Fees (GST Incl)	Pricing Policy	GST	2024/25 Fees (GST Incl)
RS.39.3	Application to alter a Sewage Management System	50% of current application fee for same system	POA	M	X	\$500.00
RS.39.4	Application fee to install a Greywater System	Including assessment, 2 inspections and approval to operate for first year	\$594.85	M	X	\$622.81
RS.40	Inspection of Private Water Scheme plumbing and drainage					
RS.40.1	Inspection of private water scheme plumbing and drainage	Per inspection	\$217.80	M	X	\$228.04
RS.41	Plumbing and Drainage Inspections					
RS.41.1	Single Inspection	Internal, External and Final	\$168.70	M	X	\$176.63
OTHER						
RS.42	Advertising Structures/Signs					
RS.42.1	Sandwich Board Annual fee		\$183.05	R	X	\$191.65
RS.42.2	Retrieval of confiscated unauthorised sign on public land		\$261.70	R	X	\$274.00
RS.43	Land Clearing – Hazard reduction (S66 Rural Fires Act)					
RS.43.1	Contractor's cost for land clearing	Contractors' Fee, Plus Fee RS.43.2	POA	M	Y	POA
RS.43.2	Administration Charge	Plus Fee RS.43.1	\$475.70	R	Y	\$498.06
RS.44	Sale of Tender Documents					
RS.44.1	Sale of Tender documents (printing, paper, expertise, overheads)		POA	F	Y	POA
DEVELOPMENT ASSESSMENT						
CONSTRUCTION AND DEVELOPMENT						
DS.1	Development Applications		Schedule 4 Part 2 of the Environmental Planning and Assessment (EP&A) Regulation 2021			
DS.1.1	General Development					
DS.1.2	Not exceeding \$5,000		\$129.00	S	X	\$144.00
DS.1.3	\$5,001 – \$50,000	Plus \$3.00 each \$1,000 above \$5,000	\$198.00	S	X	\$220.00
DS.1.4	\$50,001 – \$250,000	Plus \$3.64 each \$1,000 above \$50,000	\$412.00	S	X	\$459.00
DS.1.5	\$250,001 – \$500,000	Plus \$2.34 each \$1,000 above \$250,000	\$1,356.00	S	X	\$1,509.00
DS.1.6	\$500,001– \$1,000,000	Plus \$1.64 each \$1,000 above \$500,000	\$2,041.00	S	X	\$2,272.00
DS.1.7	\$1,000,001 – \$10,000,000	Plus \$1.44 each \$1,000 above \$1,000,000	\$3,058.00	S	X	\$3,404.00
DS.1.8	More than \$10,000,000	Plus \$1.19 each \$1,000 above \$10,000,000	\$18,565.00	S	X	\$20,667.00
DS.1.9	Change of Use (Where no cost of works)		\$333.00	S	X	\$371.00
DS.1.10	Signage for Development Applications	Development for the purposes of 1 or more signs, but only if this fee exceeds the fee payable under Fees DS.1.1–DS.1.8 (a) \$371.00 for 1 sign, plus (b) \$93.00 for each additional sign		S	X	POA
DS.1.11	Dwelling–houses					
DS.1.12	Dwelling – houses not exceeding \$100,000		\$532.00	S	X	\$592.00
DS.1.13	Dwelling – houses exceeding \$100,000	Fee calculated according to General Development Refer to Fees DS.1 – DS.1.9	POA	S	X	POA
DS.2	Development Application for Tree Removal					
DS.2.1	1 to 5 trees	Located on Heritage Listed Property	\$153.20	P	X	\$160.40
DS.2.2	6 to 25 trees	Located on Heritage Listed Property	\$335.35	P	X	\$351.11

Index	Fee Description	Conditions	2023/24 Fees (GST Incl)	Pricing Policy	GST	2024/25 Fees (GST Incl)
DS.2.3	More than 25 trees	Located on Heritage Listed Property	\$409.85	P	X	\$429.11
DS.3	Development Application for Pools					
DS.3.1	Pool - Permanent	Fee calculated according to General Development Refer to Fees DS.1 - DS.1.9	POA	S	X	POA
DS.3.2	Pool - Temporary (e.g. inflatable, self supporting)	Minimum charge under General Development Refer to Fees DS.1 - DS.1.9	POA	S	X	POA
DS.4	Notification of Development Applications (Hawkesbury DCP)					
DS.4.1	Requiring adjoining owners' advertisement	Plus Fees DS.4.2 - DS.4.5	\$490.60	P	X	\$513.66
DS.4.2	Notification Site Sign		\$91.10	F	X	\$95.38
DS.4.3	Requiring adjoining owners letters only (up to 20 properties)		\$213.20	P	X	\$223.22
DS.4.4	Requiring adjoining owners letters only (21 to 100 properties)		\$445.05	P	X	\$465.97
DS.4.5	Requiring adjoining owners letters only (more than 100 properties)		\$599.25	P	X	\$627.41
DS.5	Notification of Development	EP&A Regulation 2021				
DS.5.1	Requiring notification to be given under Section 8.3 of the Environmental Planning and Assessment Act 1979	Schedule 4 - Item 7.7 of the EP&A Regulation 2021	\$725.00	S	X	\$807.00
DS.5.2	Requiring notice under S4.55(2) or S4.56(1)	Schedule 4 - Item 4.6 of the EP&A Regulations 2021	\$778.00	S	X	\$866.00
DS.5.3	Notice and advertising of designated development	Schedule 4 - Item 3.5 of the EP&A Regulation 2021	\$2,596.00	S	X	\$2,890.00
DS.5.4	Advertised Development	Schedule 4 - Item 3.6 of the EP&A Regulation 2021	\$1,292.00	S	X	\$1,438.00
DS.5.5	Prohibited Development	Schedule 4 - Item 3.7 of the EP&A Regulation 2021	\$1,292.00	S	X	\$1,438.00
DS.5.6	Notified Development	Schedule 4 - Item 3.8 of the EP&A Regulation 2021	\$1,292.00	S	X	\$1,438.00
DS.6	Building Construction Certificates					
DS.6.1	Building Class 1 and 10 Buildings					
DS.6.2	Up to \$5,000		\$355.00	R	Y	\$371.69
DS.6.3	\$5,001 up to \$12,000		\$705.85	R	Y	\$739.02
DS.6.4	\$12,001 up to \$100,000		\$1,136.45	R	Y	\$1,189.86
DS.6.5	\$100,001 up to \$200,000		\$1,316.50	R	Y	\$1,378.38
DS.6.6	\$200,001 up to \$350,000		\$1,793.65	R	Y	\$1,877.95
DS.6.7	Greater than \$350,000	\$2,373.20 Plus 0.1% of estimated cost of Development	POA	R	Y	POA
DS.6.8	Building Class 2 - 9 Buildings					
DS.6.9	Up to \$5,000		\$539.25	R	Y	\$564.59
DS.6.10	\$5,001 up to \$100,000		\$1,316.45	R	Y	\$1,378.38
DS.6.11	\$100,001 up to \$250,000		\$2,032.75	R	Y	\$2,128.29
DS.6.12	\$250,001 up to \$1,000,000		\$3,828.45	R	Y	\$4,008.39
DS.6.13	Greater than \$1,000,000	\$9,741.95 Plus 0.1% of estimated cost of Development	POA	R	Y	POA

Index	Fee Description	Conditions	2023/24 Fees (GST Incl)	Pricing Policy	GST	2024/25 Fees (GST Incl)
DS.7	Certifiers' review (Engineering or Building) of works (not covered by above or elsewhere) - rate per hour	\$411.80 for first hour, then \$204.80 per hour or part thereof	POA	M	Y	POA
DS.8	Amended Building Construction Certificate (Minor change)	25% of original CC Fee	POA	M	Y	POA
DS.9	Amended Building Construction Certificate (Major change)	50% of original CC Fee	POA	M	Y	POA
DS.10	Additional Fees					
DS.10.1	Bushfire Assessment Level (BAL) - Risk assessment	Includes inspection	\$539.25	M	Y	\$564.59
DS.10.2	Hoarding application fee	Plus Fee DS.10.3 or Fee DS.10.4	\$263.95	M	X	\$276.36
DS.10.3	Type "A" Hoarding weekly rate	Per m2 up to 4 weeks, \$22.75 per m2 thereafter Plus Fee DS.10.2	\$27.95	M	X	\$29.26
DS.10.4	Type "B" Hoarding weekly rate	Per linear metre Plus Fee DS.10.2	\$21.75	M	X	\$22.77
DS.10.5	Mandatory inspection prior to release of Construction Certificate		\$210.10	M	Y	\$219.97
DS.10.6	Transfer of Principal Certifying Authority role to Council		\$2,153.85	M	Y	\$2,255.08
DS.11	File conversion of electronic documents from the NSW Planning Portal					
DS.11.1	Applications (Value of works less than \$100,000)		\$31.05	M	Y	\$32.51
DS.11.2	Applications (Value of works between \$100,001 and \$500,000)		\$56.95	M	Y	\$59.63
DS.11.3	Applications (Value of works between \$500,001 and \$1,000,000)		\$113.85	M	Y	\$119.20
DS.11.4	Applications (Value of works between \$1,000,001 and \$2,000,000)		\$350.85	M	Y	\$367.34
DS.11.5	Applications (Value of works greater than \$2,000,000)		\$771.10	M	Y	\$807.34
DS.11.6	Applications (Any value) - Not for Profit Organisations		Free	N		Free
DS.11.7	Subdivision - DA, Eng, CC and Sub Cert (3 Lots or less)		\$56.95	M	Y	\$59.63
DS.11.8	Subdivision - DA, Eng, CC and Sub Cert (4-19 Lots)		\$177.00	M	Y	\$185.32
DS.11.9	Subdivision - DA, Eng, CC and Sub Cert (20 lots or more and/or incorporating a road)		\$776.25	M	Y	\$812.73
DS.11.10	Subdivision - Boundary adjustment under LEP 2012		\$177.00	M	Y	\$185.32
DS.12	Miscellaneous Documents					
DS.12.1	Minimum Charge	Plus Fees DS.12.2 - DS.12.4	\$37.25	M	Y	\$39.00
DS.12.2	Up to A4	Per page Plus Fee DS.12.1	\$3.85	M	Y	\$4.03
DS.12.3	A3	Per page Plus Fee DS.12.1	\$8.20	M	Y	\$8.59
DS.12.4	Documents greater than A3	Plus Fee DS.12.1	\$31.05	M	Y	\$32.51
DS.13	Subdivision (DA, Eng, CC and Sub Cert)					
DS.13.1	3 Lots or less		\$31.05	M	Y	\$32.51
DS.13.2	4 - 19 Lots		\$88.00	M	Y	\$92.14

Index	Fee Description	Conditions	2023/24 Fees (GST Incl)	Pricing Policy	GST	2024/25 Fees (GST Incl)
DS.13.3	20 lots or more and/or incorporating a road		\$399.50	M	Y	\$418.28
DS.13.4	Boundary adjustments under LEP 2012		\$89.00	M	Y	\$93.18
DS.14	Stamping additional hard copy plans	When in excess of 1 set for applicant	\$31.05	M	Y	\$32.51
Building projects (other than dwellings and residential additions) which involve civil works, e.g. car parks, drainage, etc. will be subject to the additional CC fees in the Subdivision and Civil Works section of this document.						
DS.15	Building Compliance Certificates	Includes all inspections				
DS.15.1	Residential (Class 1,4)		\$1,659.10	M	Y	\$1,737.08
DS.15.2	Residential Additions		\$1,659.10	M	Y	\$1,737.08
DS.15.3	Residential Flat Building (Class 2)	Per unit	\$1,659.10	M	Y	\$1,737.08
DS.15.4	Commercial (Class 3,5,6 and 9)	Per unit Or \$1,240.35 per 500m2 floor area (whichever is greater)	\$1,659.10	M	Y	\$1,737.08
DS.15.5	Industrial (Class 7 and 8)	Per unit Or \$1,213.70 per 500m2 floor area (whichever is greater)	\$1,659.10	M	Y	\$1,737.08
DS.15.6	Other Class 10 structures		\$711.05	M	Y	\$744.47
DS.15.7	Demolition		\$711.05	M	Y	\$744.47
DS.15.8	Late Building Inspection within 48 hrs		\$105.55	M	Y	\$110.51
DS.16	Building Compliance Certificates - Swimming Pools	Compliance and Non-Compliance Certificates				
DS.16.1	In ground	Permanent	\$948.05	M	Y	\$992.61
DS.16.2	Above ground	Permanent	\$474.05	M	Y	\$496.33
DS.16.3	Temporary	e.g. inflatable, self supporting	\$237.00	M	Y	\$248.14
DS.16.4	Single Inspection		\$237.00	M	Y	\$248.14
DS.16.5	Re-inspection where failed or not ready		\$237.00	M	Y	\$248.14
DS.16.6	Single inspection (Swimming Pools only - for portable/inflatable pools or where Swimming Pool Compliance Certificate is required) - First Year		Free	N		Free
DS.16.7	Single inspection (Swimming Pools only - for portable/inflatable pools or where Swimming Pool Compliance Certificate is required) - Subsequent years		\$237.00	M	Y	\$248.14
DS.17	Occupation Certificates					
DS.17.1	Occupation Certificate - Class 1 (or combined Class 1 and 10)		\$302.20	M	Y	\$316.40
DS.17.2	Occupation Certificate - Class 10 (50% of Class 1)		\$151.10	M	Y	\$158.20
DS.17.3	Occupation Certificate - Class 2-9		\$900.45	M	Y	\$942.77
DS.17.4	Re-inspection where failed		\$238.05	M	Y	\$249.24
DS.18	Resited Dwellings					
DS.18.1	Refundable Deposit - Transit Damage		\$1,628.05	M	X	\$1,704.57
DS.18.2	Route inspection fee		\$232.90	M	X	\$243.85
DS.19	Inspection of building	Where it is Proposed New Fee to have it removed and re-erected				
DS.19.1	Up to distance of 100km		\$617.90	M	X	\$646.94
DS.19.2	In excess of 100km		POA	M	X	POA

Index	Fee Description	Conditions	2023/24 Fees (GST Incl)	Pricing Policy	GST	2024/25 Fees (GST Incl)
DS.20	Complying Development Certificate					
DS.20.1	CDC pre-certificate review (all development types)	40% of relevant CDC Fee (Fees DS.20.2 to DS.20.18), whichever is greater	POA	M	Y	POA
DS.20.2	CDC - Demolition					
DS.20.3	Class 10 Building/Structure		\$211.15	R	Y	\$221.07
DS.20.4	Class 1 Building		\$422.30	R	Y	\$442.15
DS.20.5	Class 2-9 Buildings		POA	R	Y	POA
DS.20.6	CDC - Building Class 1 and 10 Buildings					
DS.20.7	Up to \$5,000	Plus Fee DS.15 to Fee DS.16.3, where applicable	\$422.30	R	Y	\$442.15
DS.20.8	\$5,001 up to \$12,000	Plus Fee DS.15 to Fee DS.16.3, where applicable	\$912.85	R	Y	\$955.75
DS.20.9	\$12,001 up to \$100,000	Plus Fee DS.15 to Fee DS.16.3, where applicable	\$1,776.05	R	Y	\$1,859.52
DS.20.10	\$100,001 up to \$200,000	Plus Fee DS.15 to Fee DS.16.3, where applicable	\$2,390.85	R	Y	\$2,503.22
DS.20.11	\$200,001 up to \$350,000	Plus Fee DS.15 to Fee DS.16.3, where applicable	\$3,904.00	R	Y	\$4,087.49
DS.20.12	Greater than \$350,000	\$5,733.90 Plus Fee DS.15 to Fee DS.16.3, where applicable Plus 0.1% estimated cost of development	POA	R	Y	POA
DS.20.13	CDC - Building Class 2 - 9 Buildings					
DS.20.14	Up to \$5,000	Plus Fee DS.15 to Fee DS.16.3, where applicable	\$604.45	R	Y	\$632.86
DS.20.15	\$5,001 up to \$100,000	Plus Fee DS.15 to Fee DS.16.3, where applicable	\$1,657.05	R	Y	\$1,734.93
DS.20.16	\$100,001 up to \$250,000	Plus Fee DS.15 to Fee DS.16.3, where applicable	\$3,107.10	R	Y	\$3,253.13
DS.20.17	\$250,001 up to \$1,000,000	Plus Fee DS.15 to Fee DS.16.3, where applicable	\$6,895.20	R	Y	\$7,219.27
DS.20.18	Greater than \$1,000,000	\$13,166.30 Plus Fee DS.15 to Fee DS.16.3, where applicable Plus 0.1% estimated cost of development	POA	R	Y	POA
DS.21	Mandatory inspection prior to release of Complying Development Certificate		\$238.05	M	Y	\$249.24
DS.22	Modification of Complying Development Certificate - Minor (S4.30 of EP&A Act 1979)	40% of the original fee	POA	M	Y	POA
DS.23	Modification of Complying Development Certificate - Major (S4.30 of EP&A Act 1979)	65% of the original fee	POA	M	Y	POA
To ensure that Council's prices for building certification services are competitive, Council will match the price of any genuine written quotation from a private certifier.						
SUBDIVISION AND CIVIL WORKS (Including works related to Roads Act Approval and Section 68 Local Government Act Approval - Stormwater Drainage)						
DS.24	Development Application Fees					
DS.24.1	New public road (Schedule 4 - Item 2.4(a) of the EP&A Regulation 2021)	Plus \$65.00 per additional lot	\$777.00	S	X	\$865.00
DS.24.2	No new road (Schedule 4 - Item 2.5 of the EP&A Regulation 2021)	Plus \$53.00 per additional lot	\$386.00	S	X	\$430.00

Index	Fee Description	Conditions	2023/24 Fees (GST Incl)	Pricing Policy	GST	2024/25 Fees (GST Incl)
DS.24.3	Strata (Schedule 4 - Item 2.6 of the EP&A Regulation 2021)	Plus \$65.00 per additional lot	\$386.00	S	X	\$430.00
DS.24.4	Appointment and acceptance of Council as the Principal Certifying Authority	\$411.80 for first hour, then \$204.80 per hour or part thereof	POA	M	Y	POA
DS.25	Plan Checking – Construction Certificate (Civil Works) or Subdivision Construction Certificate	Plus Fees DS.33 – Fees DS.36 See Clause 6.4 EP&A Act 1979				
DS.25.1	Full width road construction					
DS.25.2	Residential, commercial and industrial					
DS.25.3	Minimum Charge	Or Fee DS.25.4, whichever is greater	\$921.15	M	Y	\$964.45
DS.25.4	Charge per linear metre	Per linear metre Or Fee DS.25.3, whichever is greater	\$25.90	M	Y	\$27.10
DS.25.5	Rural Road					
DS.25.6	Minimum Charge	Or Fee DS.25.7, whichever is greater	\$701.75	M	Y	\$734.75
DS.25.7	Charge per linear metre	Per linear metre Or Fee DS.25.6, whichever is greater	\$13.45	M	Y	\$14.10
DS.25.8	Half width road construction					
DS.25.9	Residential, commercial and industrial					
DS.25.10	Minimum Charge	Or Fee DS.25.11, whichever is greater	\$667.60	M	Y	\$699.00
DS.25.11	Charge per linear metre	Per linear metre Or Fee DS.25.10, whichever is greater	\$17.60	M	Y	\$18.45
DS.25.12	Access Ways (includes crossings)					
DS.25.13	Residential	\$411.80 for first hour, then \$204.80 per hour or part thereof	POA	M	Y	POA
DS.25.14	Rural	\$411.80 for first hour, then \$204.80 per hour or part thereof	POA	M	Y	POA
DS.25.15	Drainage					
DS.25.16	Minimum Charge	Or Fee DS.25.17, whichever is greater	\$392.25	M	Y	\$410.70
DS.25.17	Charge per linear metre (including pits and outlet)	Per linear metre Or Fee DS.25.16, whichever is greater	\$2.40	M	Y	\$2.50
DS.26	Car Parking Areas	Maximum of 4 spaces For greater than 4 spaces – Fee DS.26 Plus Fee DS.28	\$249.45	M	Y	\$261.20
DS.27	On site stormwater detention	\$411.80 for first hour, then \$204.80 per hour or part thereof	POA	M	Y	POA
DS.28	Certifiers' review (Engineering or Building) of works	\$411.80 for first hour, then \$204.80 per hour or part thereof	POA	M	Y	POA
DS.29	Amended Construction Certificate (Civil Works) or Subdivision Construction Certificate – Minor change to CC	25% of original CC Fee	POA	M	Y	POA
DS.30	Amended Construction Certificate (Civil Works) or Subdivision Construction Certificate – Major change to CC	50% of original CC Fee	POA	M	Y	POA
DS.31	Issue 88B signing of Plan (and related documents)		\$186.30	M	X	\$195.05
DS.32	Construction Inspection – Compliance Certificate (Civil Works) or Roads Act Approval Works Inspections, Subdivision Works Inspections or Section 68 Local Government Act Approvals (Stormwater Drainage)	Plus Fees DS.25 – Fees DS.28 See Clause 6.4 EP&A Act 1979				
DS.32.1	Full width road construction					

Index	Fee Description	Conditions	2023/24 Fees (GST Incl)	Pricing Policy	GST	2024/25 Fees (GST Incl)
DS.32.2	Residential, commercial and industrial					
DS.32.3	Minimum Charge	Or Fee DS.32.4, whichever is greater	\$1,787.45	M	Y	\$1,871.45
DS.32.4	Charge per linear metre	Per linear metre Or Fee DS.32.3, whichever is greater	\$45.55	M	Y	\$47.70
DS.32.5	Rural Road					
DS.32.6	Minimum Charge	Or Fee DS.32.7, whichever is greater	\$1,396.20	M	Y	\$1,461.80
DS.32.7	Charge per linear metre	Per linear metre Or Fee DS.32.6, whichever is greater	\$20.70	M	Y	\$21.70
DS.32.8	Half width road construction					
DS.32.9	Residential, commercial and industrial					
DS.32.10	Minimum Charge	Or Fee DS.32.11, whichever is greater	\$1,335.15	M	Y	\$1,397.90
DS.32.11	Charge per linear metre	Per linear metre Or Fee DS.32.10, whichever is greater	\$35.20	M	Y	\$36.85
DS.32.12	Access Ways (includes crossings)					
DS.32.13	Residential	\$411.80 for first hour, then \$204.80 per hour or part thereof	POA	M	Y	POA
DS.32.14	Rural	\$411.80 for first hour, then \$204.80 per hour or part thereof	POA	M	Y	POA
DS.32.15	Drainage					
DS.32.16	Minimum Charge	Or Fee DS.32.17, whichever is greater	\$227.70	M	Y	\$238.40
DS.32.17	Charge per linear metre	Per linear metre Or Fee DS.32.16, whichever is greater	\$6.20	M	Y	\$6.50
DS.33	Car Parking Areas Compliance Certificate	Maximum of 4 spaces For greater than 4 spaces - Fee DS.33 Plus Fee DS.35	\$434.70	M	Y	\$455.15
DS.34	On-site stormwater detention		\$665.50	M	Y	\$696.80
DS.35	Certifiers' review (Engineering or Building) of works	\$411.80 for first hour, then \$204.80 per hour or part thereof	POA	M	Y	POA
DS.36	Re-inspection fee (where job not ready or deferred)	\$411.80 for first hour, then \$204.80 per hour or part thereof	POA	M	Y	POA
DS.37	Subdivision Certificate Fees					
DS.37.1	Subdivision Certificate					
DS.37.2	Torrens Title					
DS.37.3	Torrens Title	Plus Fee DS.37.4 Plus Fees DS.64 - Fee DS.64.4 (where applicable)	\$406.75	M	X	\$425.90
DS.37.4	Charge Per Lot as shown on plan	Plus Fee DS.37.3 Plus Fees DS.64 - Fee DS.64.4 (where applicable)	\$203.90	M	X	\$213.50
DS.37.5	Reinspection for Linen - to be applied after inspection of plans/documents or if site inspection reveals incomplete documentation or works	50% of original fees	POA	M	X	POA
DS.37.6	Community Title					
DS.37.7	Community Title	Plus Fee DS.37.8 Plus Fees DS.64 - Fee DS.64.4 (where applicable)	\$786.60	M	X	\$823.60
DS.37.8	Charge Per Lot as shown on plan	Plus Fee DS.37.7 Plus Fees DS.64 - Fee DS.64.4 (where applicable)	\$203.90	M	X	\$213.50

Index	Fee Description	Conditions	2023/24 Fees (GST Incl)	Pricing Policy	GST	2024/25 Fees (GST Incl)	
DS.37.9	Reinspection for Linen – to be applied after inspection of plans/documents or if site inspection reveals incomplete documentation or works	50% of original fees		POA	M	X	POA
DS.37.10	Strata title						
DS.37.11	Strata title	Plus Fee DS.37.12, Plus Fee DS.38	\$645.00	M		X	\$675.30
DS.37.12	Charge Per Lot as shown on plan	Plus Fee DS.37.11, Plus Fee DS.38	\$203.90	M		X	\$213.50
DS.37.13	Mandatory inspection prior to release of Strata Certificate	\$411.80 for first hour, then \$204.80 per hour or part thereof		POA	M	X	POA
DS.37.14	Reinspection for Linen – to be applied after inspection of plans/documents or if site inspection reveals incomplete documentation or works	50% of original fees		POA	M	X	POA
DS.38	Re-endorsement of previously approved plan/Subdivision Certificate		\$250.45	M		X	\$262.20
DS.39	Performance Security Application and Administration Fee						
DS.39.1	Administration Fee – Security for works with a value of less than \$10,000		\$405.60	M		Y	\$424.65
DS.39.2	Administration Fee – Security for works with a value of \$10,000 or more		\$1,395.20	M		Y	\$1,460.80
DS.39.3	Administration fee – Security for Bonding of Street Trees		\$399.50	M		Y	\$418.30
DS.39.4	Bonding of Street Trees	\$1,083.65 er tree Plus Fee DS.39.3		POA	M	Y	POA
ADDITIONAL APPLICATION FEES							
DS.40	Integrated Development						
DS.40.1	Administration fee payable to Council in addition to DA Fee	Schedule 4 – Item 3.1(a) of the EP&A Regulation 2021	\$164.00	S		X	\$183.00
DS.40.2	Fee payable to each approval body in addition to DA fee	Schedule 4 – Item 3.1(b) of the EP&A Regulation 2021	\$374.00	S		X	\$416.00
DS.41	Development Requiring Concurrence						
DS.41.1	Administration fee payable to Council in addition to DA Fee	Schedule 4 – Item 3.2(a) of the EP&A Regulation 2021	\$164.00	S		X	\$183.00
DS.41.2	Fee payable to each concurrence authority in addition to DA Fee	Schedule 4 – Item 3.2(b) of the EP&A Regulation 2021	\$374.00	S		X	\$416.00
DS.42	Designated Development						
DS.42.1	Administration fee payable to Council in addition to DA Fee	Schedule 4 – Item 3.3 of the EP&A Regulation 2021	\$1,076.00	S		X	\$1,198.00
DS.42.2	Residential Apartment Building	Payable for DA modification if referred to Design Review Panel Schedule 4 – Item 3.4 of the EP&A Regulation 2021	\$3,508.00	S		X	\$3,905.00
MODIFICATION AND REVIEW OF DEVELOPMENT CONSENT							
DS.43	Modification of Consent Section 4.55 EP&A Act 1979	Schedule 4 Item 4 of the EP&A Regulation 2021					
DS.43.1	Minor error, misdescription or miscalculation only (by Applicant) – Section 4.55 (1)	Schedule 4 – Item 4.1 of the EP&A Regulation 2021	\$83.00	S		X	\$92.00
DS.43.2	Modification involving minimal environmental impact– Section 4.55 (1A) or Section 4.56 (1)	Schedule 4 – Item 4.2 of the EP&A Regulation 2021 50% of original DA fee, OR \$839.00 (whichever is less), Plus Fee DS.6 Notification Fee where required		POA	S	X	POA

Index	Fee Description	Conditions	2023/24 Fees (GST Incl)	Pricing Policy	GST	2024/25 Fees (GST Incl)
DS.44	Modification not of minimal environmental impact- Section 4.55 (2) or Section 4.56 (1)					
DS.44.1	Original DA fee less than \$100	Schedule 4 - Item 4.3(a) of the EP&A Regulation 2021 50% of original DA fee, Plus Fee DS.5 Notification Fee where required	POA	S	X	POA
DS.44.2	Original DA fee \$100 or more, but no building, demolition or work	Schedule 4 - Item 4.3(b) of the EP&A Regulation 2021 50% of original DA fee, Plus Fee DS.5 Notification Fee where required	POA	S	X	POA
DS.44.3	Dwelling \$100,000 or less	Schedule 4 - Item 4.4 of the EP&A Regulation 2021 \$247.00 Plus Fee DS.5 Notification Fee where required	POA	S	X	POA
DS.44.4	Other Development up to \$5,000	Schedule 4 - Item 4.5 of the EP&A Regulation 2021 \$71.00 Plus Fee DS.5 Notification Fee where required	POA	S	X	POA
DS.44.5	Other Development \$5,001 - \$250,000	Schedule 4 - Item 4.5 of the EP&A Regulation 2021 \$110.00 Plus \$1.50 each \$1,000, Plus Fee DS.5 Notification Fee where required	POA	S	X	POA
DS.44.6	Other Development \$250,001 - \$500,000	Schedule 4 - Item 4.5 of the EP&A Regulation 2021 \$651.00 Plus \$0.85 each \$1,000 above \$250,000 Plus Fee DS.5 Notification Fee where required	POA	S	X	POA
DS.44.7	Other Development \$500,001 - \$1,000,000	Schedule 4 - Item 4.5 of the EP&A Regulation 2021 \$927.00 Plus \$0.50 each \$1,000 above \$500,000 Plus Fee DS.5 Notification Fee where required	POA	S	X	POA
DS.44.8	Other Development \$1,000,001 - \$10,000,000	Schedule 4 - Item 4.5 of the EP&A Regulation 2021 \$1,285.00 Plus \$0.40 each \$1,000 above \$1,000,000 Plus Fee DS.5 Notification Fee where required	POA	S	X	POA
DS.44.9	Other Development more than \$10,000,000	Schedule 4 - Item 4.5 of the EP&A Regulation 2021 \$6,167.00 Plus \$0.27 each \$1,000 above \$10,000,000 Plus Fee DS.5 Notification Fee where required	POA	S	X	POA
DS.44.10	Residential Apartment Building - Modification of consent (See Clause 4.55 (2) of the EP&A Act and Item 6.7 of the EP&A Reg 2001)	Schedule 4 - Item 4.6 of the EP&A Regulation 2021 \$866.00 Plus Fees DS.45.1 - DS.45.2, where applicable	POA	S	X	POA
DS.44.11	Residential Apartment Building - Modification of consent where accompanied by a statement of qualified designer	Schedule 4 - Item 4.7 of the EP&A Regulation 2021 \$990.00 Plus Fees DS.45.1 - DS.45.2, where applicable	\$889.00	S	X	POA
DS.44.12	Specialist Technical Advice required in assessing an application, such as architecture, threatened species, noise, traffic, access and disability advice and major environmental impacts	100% of costs of each provision of advice	POA	F	X	POA

Index	Fee Description	Conditions	2023/24 Fees (GST Incl)	Pricing Policy	GST	2024/25 Fees (GST Incl)
DS.45	Review of Determination DA – Under Section 8.3 of the Environmental Planning and Assessment Act 1979	Schedule 4 Part 7 of the EP&A Regulation 2021 Plus Fees DS.45.1 – DS.45.2, where applicable				
DS.45.1	Does not involve erecting a building, demolition or work	Schedule 4 – Item 7.1 of the EP&A Regulation 2021 50% of original DA fee, Plus Fee DS.5 Notification Fee where required	POA	S	X	POA
DS.45.2	Dwelling house \$100,000 or less	Schedule 4 – Item 7.2 of the EP&A Regulation 2021 \$247.00 Plus Fee DS.5 Notification Fee where required	POA	S	X	POA
DS.46	Review of Rejection of 8.3 Application	Schedule 4 Item 7.4 of the EP&A Regulation 2021				
DS.46.1	Less than \$100,000.00	Schedule 4 – Item 7.4(a) of the EP&A Regulation 2021	\$64.00	S	X	\$71.00
DS.46.2	More than \$100,000.00 and less than \$1,000,000.00	Schedule 4 – Item 7.4(b) of the EP&A Regulation 2021	\$175.00	S	X	\$195.00
DS.46.3	More than \$1,000,000.00	Schedule 4 – Item 7.4(c) of the EP&A Regulation 2021	\$292.00	S	X	\$325.00
DS.47	Other Development based on estimated value	Schedule 4 Item 7.3 of the EP&A Regulation 2021				
DS.47.1	Up to \$5,000		\$55.00	S	X	\$71.00
DS.47.2	\$5,001 – \$250,000	Schedule 4 – Item 7.3 of the EP&A Regulation 2021 \$111.00 Plus \$1.50 each \$1,000 above \$5,000	POA	S	X	POA
DS.47.3	\$250,001 – \$500,000	Schedule 4 – Item 7.3 of the EP&A Regulation 2021 \$651.00 Plus \$0.85 each \$1,000 above \$250,000	POA	S	X	POA
DS.47.4	\$500,001 – \$1,000,000	Schedule 4 – Item 7.3 of the EP&A Regulation 2021 \$927.00 Plus \$0.50 each \$1,000 above \$500,000	POA	S	X	POA
DS.47.5	\$1,000,001 – \$10,000,000	Schedule 4 – Item 7.3 of the EP&A Regulation 2021 \$1,285.00 Plus \$0.40 each \$1,000 above \$1,000,000	POA	S	X	POA
DS.47.6	More than \$10,000,000	Schedule 4 – Item 7.3 of the EP&A Regulation 2021 \$6,167.00 Plus \$0.27 each \$1,000 above \$10,000,000	POA	S	X	POA
DS.48	Review of Modification Determination – under Section 8.9 of EP&A Act 1979	Schedule 4 Item 7.5 of the EP&A Regulation 2021				
DS.48.1	Review where modification application refused or conditions imposed	50% of original DA fee, Plus Fee DS.5 Notification Fee	POA	S	X	POA
DS.49	Amend Development, Section 4.55 or Section 8.2 application prior to determination					
DS.49.1	Administration fee	50% of DA Fee Plus Fee DS.5 Notification Fee where required	POA	M	X	POA
DS.49.2	Application to extend Development Consent under Section 4.54 of the EP&A Act 1997	\$359.75 Plus \$720.65 if notice is required under Section 4.55(2) or Section 4.56(1) of the EP&A Act 1997	POA	M	X	POA
DS.49.3	Application to amend Section 88B Instrument		\$1,035.00	M	X	\$1,083.65

Index	Fee Description	Conditions	2023/24 Fees (GST Incl)	Pricing Policy	GST	2024/25 Fees (GST Incl)
CERTIFICATES AND DOCUMENTS						
DS.50	Certificates/Reports					
DS.50.1	S10.7 Planning Certificate	Schedule 4 Part 9 of the EP&A Regulation 2021				
DS.50.2	S10.7 (2) Planning Certificate	Schedule 4 - Item 9.7 of the EP&A Regulation 2021	\$62.00	S	X	\$69.00
DS.50.3	S10.7 (5) Planning Certificate	Certificate where advice is provided under Section 107 (5) of the Act	\$156.00	S	X	\$156.00
DS.50.4	Certified copy of S10.7 Planning Certificate	Plus Fee DS.50.5, where applicable	\$62.00	S	X	\$62.00
DS.50.5	Fax or postage of certified copy of S10.7 (2) or S10.7 (5) Planning Certificate		\$19.25	F	X	\$19.25
DS.51	S6.23(2) Building Information Certificates					
DS.51.1	Class 1 (fee per dwelling) and Class 10 Buildings		\$414.00	F	X	\$433.45
DS.51.2	Additional Inspections		\$227.70	F	X	\$238.40
DS.52	Class 2-9 Buildings					
DS.52.1	Not Exceeding 200 square metres		\$414.00	F	X	\$433.45
DS.52.2	Exceeding 200 square metres but not exceeding 2,000 square metres		\$2,070.00	F	X	\$2,167.30
DS.52.3	Exceeding 2,000 square metres	\$2,167.30 Plus \$0.03 per m2, over 2,000m2	POA	F	X	POA
DS.53	Building Information Certificate applications related to unlawfully constructed work					
DS.53.1	Class 10 Building Structure		\$1,552.50	F	X	\$1,625.50
DS.53.2	Class 1 Building		\$3,105.00	F	X	\$3,251.00
DS.53.3	Class 2-9 Buildings		\$10,867.50	F	X	\$11,378.25
DS.53.4	Building Information Certificate involving a Performance Solution under the Building Code Australia (All Classes)	Charge applies per Performance Solution	\$517.50	F	X	\$541.80
DS.54	Copy of Building Certificate		\$13.70	F	X	\$14.35
DS.55	Drainage Diagram		\$24.85	F	X	\$26.00
DS.56	Sewer Reference Sheet	Where Drainage Diagram is unavailable	\$21.75	F	X	\$22.80
DS.57	Map Extract Certificate	Schedule 4 - Item 9.9 of the EP&A Regulation 2021	\$62.00	S	X	\$62.00
DS.58	Registration of all Part 6 or Complying Development Certificates (incl. Construction, Compliance, Occupation and Subdivision Certificates)		\$36.00	S	X	\$36.00
DS.59	Submission of Annual Fire Safety Statement		\$166.65	F	X	\$174.50
DS.60	Preparation of Fire Safety Schedule	Per hour or part thereof (Min \$155.29)	\$146.92	F	X	\$155.29
DS.61	Request for time extension for submission of Annual Fire Safety Statement (AFSS)		\$103.50	F	X	\$108.35
DS.62	Stay of infringement notice for not submitting an Annual Fire Safety Statement (AFSS)		\$414.00	F	X	\$433.45
DS.63	Swimming Pools Act					
DS.63.1	Application for Exemption	Part 4, Clause 13(1) Swimming Pools Regulation 2008	\$250.00	S	X	\$250.00
DS.63.2	Swimming Pool Safety Inspection by accredited certifier - first inspection	Clause 19(a) Swimming Pools Regulation 2008	\$150.00	S	X	\$150.00

Index	Fee Description	Conditions	2023/24 Fees (GST Incl)	Pricing Policy	GST	2024/25 Fees (GST Incl)
DS.63.3	Swimming Pool Safety Inspection by accredited certifier - follow up inspection	Clause 19(b) Swimming Pools Regulation 2008	\$100.00	S	X	\$100.00
DS.63.4	First inspection where Certificate of Compliance ceased to be valid	Clause 19(c) Swimming Pools Regulation 2008	\$150.00	S	X	\$150.00
DS.63.5	Subsequent inspections where Certificate of Compliance ceased to be valid	Clause 19(d) Swimming Pools Regulation 2008	\$100.00	S	X	\$100.00
DS.63.6	Register a swimming pool		\$10.00	S	X	\$10.00
DS.63.7	Provision of Pool Register information - To owner or tenant or their agent only	Clause 25 Swimming Pools Regulation 2008	\$10.00	S	X	\$10.00
DS.63.8	Swimming Pool Resuscitation Sign		\$30.00	M	Y	\$30.00
DS.64	S88G Certificate	Clause 29 Conveyancing (General) Regulations 2013				
DS.64.1	S88G Certificate - no inspection required	Clause 29(b) Conveyancing (General) Regulations 2013	\$10.00	S	X	\$10.00
DS.64.2	S88G Certificate - inspection required	Clause 29(a) Conveyancing (General) Regulations 2013	\$35.00	S	X	\$35.00
DS.65	Endorsement of Legal Documents relating to development and subdivision					
DS.65.1	Section 88B		\$240.10	M	X	\$251.38
DS.65.2	Section 88E, positive covenant and restrictions-as-to-user (RATU)		\$240.10	M	X	\$251.38
DS.65.3	Endorsement of amended Section 88B or Section 88E		\$240.10	M	X	\$251.38
DS.65.4	Endorsement of Legal Documents by Council Resolution and Seal (where required)		\$594.10	M	X	\$622.02
DS.65.5	Endorsement of Legal Documents via PEXA Workspace arrangement		POA	M	Y	POA
DS.66	Maps, Plans and Documents					
DS.66.1	Copies of Building Plans					
DS.66.2	Customer printing approved plans from DA Tracker		Free	N		Free
DS.66.3	Copy of Approved Plans (per DA or CC approval) - Class 1 and 10		\$97.30	M	X	\$101.87
DS.66.4	Copy of Approved Plans (per DA or CC approval) - Class 2 - 9		\$184.25	M	X	\$192.91
DS.67	Other Plans					
DS.67.1	B1 sheet		\$15.85	M	X	\$16.60
DS.67.2	A1 sheet		\$13.70	M	X	\$14.35
DS.67.3	A2 sheet		\$7.40	M	X	\$7.75
DS.67.4	A3 sheet		\$2.10	M	X	\$2.20
DS.67.5	A4 sheet		\$1.05	M	X	\$1.10
DS.68	Photocopies					
DS.68.1	Black and white - A4	Per copy	\$0.99	F	X	\$1.04
DS.68.2	Black and white - A3	Per copy	\$1.99	F	X	\$2.08
DS.68.3	Studies, reports and other documents	Cost Plus 50%	POA	M	X	POA
DS.69	Administration Fees for Withdrawn Applications and Certificates					
DS.69.1	Administration Fee: Cancelled or withdrawn applications for certificates, diagrams, etc. (deducted from refund)		\$43.45	M	Y	\$45.49

Index	Fee Description	Conditions	2023/24 Fees (GST Incl)	Pricing Policy	GST	2024/25 Fees (GST Incl)
DS.69.2	Administration Fee: Cancelled or withdrawn applications for DA, CC (building and engineering), S96, S8.2 applications (deducted from refund)		\$85.90	M	Y	\$89.94
DS.70	Refunds for Withdrawn Applications and Certificates- (DA, CC, CDC, SC, S4.55, S8.2 only)					
DS.70.1	Withdrawn within 3 days of lodgement - 100% of DA	100% of DA Fee, Admin, File Conversion	POA	M	X	POA
DS.70.2	Withdrawn/Refund (prior to assessment) - 50% of DA Fee (excluding Scanning, Admin Fee and PlanFirst levy)	50% of DA Fee only	POA	M	X	POA
DS.70.3	Withdrawn/Refund (after 7 day letter issued) - the amount will be assessed based on the work performed by Council	Based on work done and staff time	POA	M	X	POA
MISCELLANEOUS FEES						
DS.71	Flood level advice - Basic	Letter confirming 1:100 level only	\$189.40	M	Y	\$198.30
DS.72	Flood level advice - Detailed	Letter confirming 1:100 level, likely velocity, site specific matters etc.	\$636.55	M	Y	\$666.50
DS.73.	Flood level advice - CDC	Letter confirming 1:100 level, likely velocity, site specific matters etc.	\$636.55	M	Y	\$666.50
DS.74	Fees, Charges or Penalties permitted under legislation other than LGA	As specified in relevant legislation	POA	S	X	POA
DS.75	Applications under Section 68 of the Local Government Act					
DS.75.1	Solid fuel heater Approval	S68 Activity under the Local Govt Act 1993	\$263.95	R	X	\$276.36
DS.75.2	Amusement devices	S68 Activity under the Local Govt Act 1993	\$70.40	M	X	\$73.71
DS.75.3	Application and Inspection of installations on Caravan Parks	S68 Activity under the Local Govt Act 1993	\$614.80	R	X	\$643.70
DS.75.4	Reinspection required of installations on Caravan Parks	S68 Activity under the Local Govt Act 1993	\$204.95	R	X	\$214.58
DS.75.5	Application and Inspection of a structure associated with manufactured or relocatable home and completion certificate	S68 Activity under the Local Govt Act 1993	\$614.80	R	X	\$643.70
DS.75.6	Reinspection of a structure associated with manufactured or relocatable home and completion certificate	S68 Activity under the Local Govt Act 1993	\$204.95	R	X	\$214.58
DS.75.7	Other Section 68 Applications		\$258.75	R	X	\$270.10
WRITTEN ADVICE						
DS.76	Written advice regarding Development Consent	\$155.29 per hour or part thereof (Minimum Fee \$155.29)	POA	P	Y	POA
DS.77	Written advice regarding Building Consent	\$155.29 per hour or part thereof (Minimum Fee \$155.29)	POA	P	Y	POA
DS.78	Response to written request involving interpretation or clarification of information/ documents	\$155.29 per hour or part thereof (Minimum Fee \$155.29)	POA	P	Y	POA
DS.79	Written advice regarding contaminated land enquiries	\$155.29 per hour or part thereof (Minimum Fee \$155.29)	POA	P	Y	POA
DS.80	Written advice regarding exempt subdivision development	\$155.29 per hour or part thereof (Minimum Fee \$155.29)	POA	P	Y	POA
DS.81	Prelodgement Meetings - General	Per hour (Minimum Fee \$666.45) All subsequent meetings will be charged.	POA	P	Y	POA

Index	Fee Description	Conditions	2023/24 Fees (GST Incl)	Pricing Policy	GST	2024/25 Fees (GST Incl)
DS.82	Prelodgement Meetings – Major	Per hour (Minimum Fee \$996.95) All subsequent meetings will be charged.	POA	P	Y	POA
DS.83	Review of Revised Proposal – General	Per hour (Minimum Fee \$493.10)	POA	P	Y	POA
DS.84	Review of Revised Proposal – Major	Per hour (Minimum Fee \$796.50)	POA	P	Y	POA
DS.85	Written confirmation of Heritage Works Exemption requests under Clause 5.10(3) of HLEP 2012	Per hour (Minimum Fee \$455.15)	POA	P	X	POA

STRATEGIC PLANNING SERVICES

ADDITIONAL APPLICATION FEES

SP.1	Application to Prepare Local Environmental Plans (LEP's) or Preparation/Amendment of Development Control Plan (DCP)					
SP.1.1	Planning Proposals relating to Section 3.22 of the Environment Planning and Assessment Act 1979 matters – Typographical, administrative errors, discrepancies and minor mapping errors/anomalies		\$2,563.45	M	X	\$2,683.93
SP.1.2	Planning proposal – Reclassification of land only	\$19,818.00, Plus the cost of specialist advice and studies required Refund of 90% of fee if applicant withdraws prior to Council determination. Refund of 50% of fee if Council resolves not to proceed to Gateway Determination. Refund of 40% of fee if Gateway Determination is not to proceed. In all other circumstances, there will be no refund	POA	M	X	POA
SP.1.3	Planning Proposal – Minor – Written Amendments to existing Hawkesbury Local Environmental Plan 2012 only, and not resulting in any increased density or subdivision of land	\$12,386.00, Plus the cost of specialist advice and studies required Refund of 90% of fee if applicant withdraws prior to Council determination. Refund of 50% of fee if Council resolves not to proceed to Gateway Determination. Refund of 40% of fee if Gateway Determination is not to proceed. In all other circumstances, there will be no refund	POA	M	X	POA
SP.1.4	Planning Proposal – Major – Both Written and Mapping Amendments to existing Hawkesbury Local Environmental Plan 2012 (eg. heritage listings, additional permitted uses, etc) and map amendments (eg. Zoning, Lot Size) that result in an increased development yield of 20 lots/dwellings or less	\$30,965.00, Plus the cost of specialist advice and studies required Refund of 90% of fee if applicant withdraws prior to Council determination. Refund of 50% of fee if Council resolves not to proceed to Gateway Determination. Refund of 40% of fee if Gateway Determination is not to proceed. In all other circumstances, there will be no refund	POA	M	X	POA
SP.1.5	Planning proposal – Significant – relating to a significant change of zoning and/or other provisions (and development yield exceeds 20 lots and/or development cost is more than \$10 million)	\$61,931.00, Plus the cost of specialist advice and studies required Refund of 90% of fee if applicant withdraws prior to Council determination. Refund of 50% of fee if Council resolves not to proceed to Gateway Determination. Refund of 40% of fee if Gateway Determination is not to proceed. In all other circumstances, there will be no refund	POA	M	X	POA
SP.1.6	Preparation or variation to DCP – Minor – changes to existing DCP (eg. Minor changes to wording, diagrams)	Quotation on application – written response will be quoted at professional rate per hour (as per Fee FS.1)	POA	M	X	POA

Index	Fee Description	Conditions	2023/24 Fees (GST Incl)	Pricing Policy	GST	2024/25 Fees (GST Incl)
SP.1.7	Preparation or variation to DCP – Major – involving significant changes (eg. New DCP chapter)	Quotation on application – written response will be quoted at professional rate per hour for senior staff (as per Fee FS.1)	POA	M	X	POA
SP.1.8	Planning Proposal Pre-lodgement Meetings – General	Per hour (Minimum Fee \$666.45) All subsequent meetings will be charged	POA	P	Y	POA
SP.1.9	Planning Proposal Pre-lodgement Meetings – Major	Per hour (Minimum Fee \$996.95) All subsequent meetings will be charged	POA	P	Y	POA
SP.1.10	Pre Lodgement Scoping Proposal and Meeting for LEP Amendments				Y	\$5,000.00
SP.2	Advertising of Planning Proposals and DCP Variations					
SP.2.1	Advertising for all applications (payable in addition to fee for planning proposal and/or DCP variation fee)	Plus Fees SP.1.1 – SP.1.7 Plus Fees SP.2.2 – SP.2.4	\$490.60	P	X	\$513.66
SP.2.2	Requiring adjoining owners letters only (up to 20 properties)		\$213.20	M	X	\$223.22
SP.2.3	Requiring adjoining owners letters only (21 to 100 properties)		\$445.05	M	X	\$465.97
SP.2.4	Requiring adjoining owners letters only (more than 100 properties)		\$599.25	M	X	\$627.41
SP.3	Works in Kind					
SP.3.1	Works in Kind Proposal Fees					
SP.3.2	For each Section 7.11 work listed in a contributions plan	\$5,100, Plus Fee SP.3.4	POA	F	X	POA
SP.3.3	Works in Kind Supervision Fees					
SP.3.4	Works in Kind Supervision Fee	3% of the value of Section 7.11 work listed in a contributions plan	POA	F	X	POA
CERTIFICATES AND DOCUMENTS						
SP.4	Hawkesbury Development Control Plan					
SP.4.1	Hard Copy – DCP and Appendices	See Clause 19 EP&A Regulation 2000	\$154.30	M	X	\$161.55
SP.4.2	Hard Copy – DCP only	See Clause 19 EP&A Regulation 2000	\$109.40	M	X	\$114.54
SP.4.3	Hard Copy – Appendices only	See Clause 19 EP&A Regulation 2000	\$78.55	M	X	\$82.24
SP.4.4	CD or USB	See Clause 19 EP&A Regulation 2000	\$37.85	M	X	\$39.63
SP.4.5	Download from www.hawkesbury.nsw.gov.au	See Clause 19 EP&A Regulation 2000	Free	N		Free
SP.5	Local Environmental Plan 1989 or 2012					
SP.5.1	Written document		\$18.30	M	X	\$19.16
SP.5.2	Download LEP 1989 maps from www.hawkesbury.nsw.gov.au		Free	N		Free
SP.5.3	Coloured map set (LEP 1989 only)		\$509.10	M	X	\$533.03
SP.5.4	Single colour map (LEP 1989 only)		\$67.35	M	X	\$70.52
SP.5.5	Download LEP 2012 maps from www.hawkesbury.nsw.gov.au		Free	N		Free
SP.5.6	Coloured map set (LEP 2012 only)		POA	M	X	POA
SP.5.7	Single colour map (LEP 2012 only)		POA	M	X	POA
SP.6	Development Contribution Plan (Section 7.11 and 7.12 – Formerly S94 Plan and S94a Plan)					
SP.6.1	Hardcopy of Plan	See Clause 38 EP&A Reg 2000	\$10.00	M	X	\$10.47

Index	Fee Description	Conditions	2023/24 Fees (GST Incl)	Pricing Policy	GST	2024/25 Fees (GST Incl)
SP.6.2	Internet download	See Clause 38 EP&A Reg 2000	Free	N		Free
SP.7	Planning Studies					
SP.7.1	Hawkesbury Residential Land Strategy					
SP.7.2	Written document		\$22.10	M	X	\$23.14
SP.7.3	Download from www.hawkesbury.nsw.gov.au		Free	N		Free
SP.7.4	Hawkesbury Employment Land Strategy					
SP.7.5	Written document		\$24.20	M	X	\$25.34
SP.7.6	Download from www.hawkesbury.nsw.gov.au		Free	N		Free
SP.7.7	Hawkesbury Floodplain Risk Management Study and Plan					
SP.7.8	Written document		\$55.00	M	X	\$57.59
SP.7.9	Download from www.hawkesbury.nsw.gov.au		Free	N		Free
MISCELLANEOUS FEES						
SP.8	Infrastructure Contribution Payment Rates (under Section 7.11 and 7.12 – Formerly Section 94/94a Plans)	Refers to Sections 7.11 and 7.12 of the Environmental Planning and Assessment Amendment Act 2017 (NSW)				
SP.8.1	Provision of local infrastructure including, but not limited to, car parks, community facilities, land acquisition, park improvements, plan administration, recreation facilities, road works, stormwater drainage	As per Section 7.11 and 7.12 Formerly 94/94a Plan, Adopted by Council, indexed accordingly	POA	F	X	POA
SP.9	Drainage Works	S64 Local Government Act 1993				
SP.9.1	Drainage Catchment 1	Per m2 of site area	POA	F	X	POA
SP.9.2	Drainage Catchment 2	Per m2 of site area	POA	F	X	POA
SP.9.3	Drainage Catchment 3	Per m2 of site area	POA	F	X	POA
SP.9.4	Drainage Catchment 4	Per m2 of site area	POA	F	X	POA
SP.9.5	Drainage Catchment 5	Per m2 of site area	POA	F	X	POA
SP.9.6	Drainage Catchment 6	Per m2 of site area	POA	F	X	POA
SP.10	S64 PITT TOWN DEVELOPMENT AREA – STORMWATER INFRASTRUCTURE					
SP.10.1	Bona Vista and Fernadell Precincts – Preliminary Studies /Plans, Land acquisition, Basin, Overland Flow Path and Wetland Construction	Per development as per Adopted Section 64 Plan, indexed accordingly	POA	F	X	POA
SP.10.2	Contribution Area 1 – Preliminary investigations and plans, Stormwater infrastructure, Land acquisition and creation of easements	Per m2 as per Adopted Section 64 Plan, indexed accordingly	POA	F	X	POA
SP.10.3	Contribution Area 2 – Preliminary investigations and plans, Stormwater infrastructure, Land acquisition and creation of easements	Per m2 as per Adopted Section 64 Plan, indexed accordingly	POA	F	X	POA
SP.10.4	Contribution Area 3 – Preliminary investigations and plans, Stormwater infrastructure, Land acquisition and creation of easements	Per m2 as per Adopted Section 64 Plan, indexed accordingly	POA	F	X	POA
SP.10.5	Contribution Area 4 – Preliminary investigations and plans, Stormwater infrastructure, Land acquisition and creation of easements	Per m2 as per Adopted Section 64 Plan, indexed accordingly	POA	F	X	POA
SP.10.6	Contribution Area 5 – Preliminary investigations and plans, Stormwater infrastructure, Land acquisition and creation of easements	Per m2 as per Adopted Section 64 Plan, indexed accordingly	POA	F	X	POA

Index	Fee Description	Conditions	2023/24 Fees (GST Incl)	Pricing Policy	GST	2024/25 Fees (GST Incl)
COMMUNITY SERVICES						
COMMUNITY FACILITY HIRE						
CS.1	Hall 3 Richmond Neighbourhood Centre (The Annex)	Per hour	\$20.00	P	Y	\$20.00
CS.2	McGraths Hill Community Centre	Per hour	\$20.00	P	Y	\$20.00
CS.3	Yarramundi Community Centre	Per hour	\$20.00	P	Y	\$20.00
CS.4	Maraylya Hall	Per Hour		P	Y	\$20.00
CS.5	Hire of hall for function		\$265.00	P	Y	\$265.00
CS.6	Function bond		\$265.00	P	X	\$265.00
COMMUNITY CENTRES AND HALLS						
CS.7 Bilpin District Hall						
CS.7.1	Corporate hire of main hall for functions - full day		\$315.00	E	Y	\$315.00
CS.7.2	Corporate hire of main hall for functions - half day		\$160.00	E	Y	\$160.00
CS.7.3	Hire of main hall for functions	Per day	\$260.00	E	Y	\$260.00
CS.7.4	Hire of main hall for meetings	Per hour	\$16.00	E	Y	\$16.00
CS.7.5	Corporate hire of main hall for meetings		\$20.00	E	Y	\$20.00
CS.7.6	Hire of meeting room	Per hour	\$16.00	E	Y	\$16.00
CS.7.7	Hire of kitchen appliances for function	Per appliance Per hour	\$16.00	E	Y	\$16.00
CS.7.8	Function Bond		\$575.00	E	X	\$575.00
CS.8 Blaxlands Ridge Community Centre						
CS.8.2	Hire of hall for functions	Per hour	\$22.00	E	Y	\$20.00
CS.8.1	Hire of hall for functions	Per day	\$260.00	E	Y	\$265.00
CS.8.3	Tennis court hire - day hire	Per hour	Free	E		Free
CS.8.4	Tennis court hire - with lights	Per hour	\$13.00	E	Y	\$13.00
CS.8.5	Hire of Old School House to Comleroy-Kurrjong Historical Society	Per year	\$365.00	E	Y	\$365.00
CS.8.6	Hire of hall to HCOS for Preschool	Per day	\$65.00	E	Y	\$65.00
CS.8.7	Hire of hall to HCOS - Additional hire	Per hour	\$16.00	E	Y	\$16.00
CS.8.8	Hire of hall to HCOS - Extra Storeroom	Per term	\$58.00	E	Y	\$58.00
CS.8.9	Function Bond		\$260.00	E	X	\$265.00
CS.9 Bligh Park Community Centre						
CS.8.9.1	Tingingi Hall Meeting Room - Regular hire	Minimum 10 bookings Per hour	\$20.00	E	Y	\$22.00
CS.8.9.2	Tingingi Hall Meeting Room - Casual Hire (Weekday hire)	Per hour	\$25.00	E	Y	\$26.00
CS.8.9.3	Tingingi Hall Meeting Room - Casual Hire (Weekend hire)	Per hour	\$30.00	E	Y	\$32.00
CS.8.9.4	Tingingi Hall Meeting Room - Not-for-Profit - Regular Hire	Minimum 10 bookings Per hour	\$15.00	E	Y	\$16.00
CS.8.9.5	Tingingi Hall Meeting Room - Not-for-Profit - Casual Hire (Weekday hire)	Per hour	\$18.00	E	Y	\$20.00
CS.8.9.6	Tingingi Hall Meeting Room - Not-for-Profit - Casual Hire (Weekend hire)	Per hour	\$22.00	E	Y	\$24.00

Index	Fee Description	Conditions	2023/24 Fees (GST Incl)	Pricing Policy	GST	2024/25 Fees (GST Incl)
CS.8..9.7	Tiningi Hall Main Hall - Regular hire	Minimum 10 bookings Per hour	\$27.00	E	Y	\$29.00
CS.8..9.8	Tiningi Hall Main Hall - Casual Hire (Weekday hire)	Minimum 2 hour hire Per hour	\$52.00	E	Y	\$54.00
CS.8..9.9	Tiningi Hall Main Hall - Casual Hire (Weekend hire)	Minimum 4 hour hire Per hour	\$62.00	E	Y	\$64.00
CS.8..9.10	Tiningi Hall Main Hall - Not-for-Profit - Regular Hire	Minimum 10 bookings Per hour	\$22.00	E	Y	\$23.00
CS.8.9.11	Tiningi Hall Main Hall - Not-for-Profit - Casual Hire (Weekday hire)	Minimum 2 hour hire Per hour	\$46.00	E	Y	\$48.00
CS.8.9.12	Tiningi Hall Main Hall - Not-for-Profit - Casual Hire (Weekend hire)	Minimum 4 hour hire Per hour	\$56.00	E	Y	\$58.00
CS.8.9.13	Tiningi Hall - Function Hire (Monday - Thursday)	Hire period 8.5 hours	\$400.00	E	Y	\$400.00
CS.8.9.14	Tiningi Hall - Function Hire (Friday - Sunday)	Hire period 8.5 hours	\$490.00	E	Y	\$490.00
CS.8.9.15	Tiningi Hall - additional function hire	Per hour	\$50.00	E	Y	\$50.00
CS.8.9.16	Bligh Park Neighbourhood Centre Meeting Room - Regular Hire	Minimum 10 bookings Per hour	\$14.00	E	Y	\$14.00
CS.8.9.17	Bligh Park Neighbourhood Centre Meeting Room - Casual Hire (Weekday hire)	Per hour	\$16.00	E	Y	\$17.00
CS.8.9.18	Bligh Park Neighbourhood Centre Meeting Room - Casual Hire (Weekend hire)	Per hour	\$22.00	E	Y	\$22.00
CS.8.9.19	Bligh Park Neighbourhood Centre Meeting Room - Not-for-Profit - Regular Hire	Minimum 10 bookings Per hour	\$12.00	E	Y	\$12.00
CS.8.9.20	Bligh Park Neighbourhood Centre Meeting Room - Not-for-Profit - Casual Hire (Weekday hire)	Per hour	\$14.00	E	Y	\$14.00
CS.8.9.21	Bligh Park Neighbourhood Centre Meeting Room - Not-for-Profit - Casual Hire (Weekend hire)	Per hour	\$16.00	E	Y	\$18.00
CS.8.9.22	Bligh Park Neighbourhood Centre Main Hall - Regular Hire	Minimum 10 bookings Per hour	\$24.00	E	Y	\$24.00
CS.8.9.23	Bligh Park Neighbourhood Centre Main Hall - Casual Hire (Weekday hire)	Minimum 2 hour hire Per hour	\$42.00	E	Y	\$44.00
CS.8.9.24	Bligh Park Neighbourhood Centre Main Hall - Casual Hire (Weekend hire)	Minimum 4 hour hire Per hour	\$52.00	E	Y	\$54.00
CS.8.9.25	Bligh Park Neighbourhood Centre Main Hall - Not-for-Profit - Regular Hire	Minimum 10 bookings Per hour	\$20.00	E	Y	\$19.00
CS.8.9.26	Bligh Park Neighbourhood Centre Main Hall - Not-for-Profit - Casual Hire (Weekday hire)	Minimum 2 hour hire Per hour	\$38.00	E	Y	\$38.00
CS.8.9.27	Bligh Park Neighbourhood Centre Main Hall - Not-for-Profit - Casual Hire (Weekend hire)	Minimum 4 hour hire Per hour	\$48.00	E	Y	\$48.00
CS.8.9.28	Bligh Park Neighbourhood Centre - Function Hire (Monday - Thursday)	Hire period 8.5 hours	\$312.00	E	Y	\$300.00
CS.8.9.29	Bligh Park Neighbourhood Centre - Function Hire (Friday - Sunday)	Hire period 8.5 hours	\$390.00	E	Y	\$400.00
CS.8.9.30	Bligh Park Neighbourhood Centre - additional function hire	Per hour	\$42.00	E	Y	\$40.00
CS.8.9.31	Bond (refundable) - Regular Hirers		\$105.00	E	X	\$100.00
CS.8.9.32	Bond (refundable) - Casual or Function Hirers		\$210.00	E	X	\$200.00
CS.8.9.33	Annual Administration Fee - Regular Hirers		\$64.00	E	Y	\$65.00
CS.8.9.34	Non-refundable Booking Fee - Casual or Function Hirers		\$64.00	E	Y	\$65.00
CS.8..9.35	Optional Cupboard Hire	Per month	POA	E	Y	\$20.00

Index	Fee Description	Conditions	2023/24 Fees (GST Incl)	Pricing Policy	GST	2024/25 Fees (GST Incl)
CS.10	Glossodia Community Centre					
CS.10.1	Hall Hire	Per hour Minimum 4 hours	\$14.00	E	Y	\$25.00
CS.10.2	Function bond		\$260.00	E	X	\$500.00
CS.10.3	Administration Fee	Non Refundable		E	Y	\$50.00
CS.11	North Richmond Community Centre					
CS.11.1	Party Hire of Community Centre Hall 1 and Hall 2 (Friday 1pm to midnight)		\$622.00	E	Y	\$650.00
CS.11.2	Party Hire of Community Centre Hall 1 and Hall 2 (Saturday and Sunday 2pm to midnight)		\$520.00	E	Y	\$650.00
CS.11.3	Party Hire of Hall 1 only (Friday 1pm to midnight)		\$520.00	E	Y	\$400.00
CS.11.4	Party Hire of Hall 1 (Saturday and Sunday 2pm to midnight)		\$315.00	E	Y	\$400.00
CS.11.5	Party Hire of Hall 2 (Friday 1pm to midnight)		\$365.00	E	Y	\$400.00
CS.11.6	Party Hire of Hall 2 only (Saturday all day to midnight)		\$415.00	E	Y	\$400.00
CS.11.7	Party Hire of Hall 2 (Sunday 2pm to midnight)		\$260.00	E	Y	\$400.00
CS.11.8	Party Hire of Youth Hall (Friday and Saturday all day to midnight)			E	Y	\$300.00
CS.11.9	Party Hire of Youth Hall (Sunday 2pm to midnight)		\$315.00	E	Y	\$300.00
CS.11.10	Permanent hire of Hall - For Profit groups rate	Per hour Minimum 10 bookings	\$26.00	E	Y	\$26.00
CS.11.11	Permanent Hire of Hall - Not for Profit Organisations	Per hour Minimum 10 bookings	\$20.00	E	Y	\$20.00
CS.11.12	Hire of Hall - Private and Profit (Weekdays)	Per hour Minimum 3 hours hire	\$38.00	E	Y	\$38.00
CS.11.13	Hire of Hall - Private and Profit (Weekends)	Per hour Minimum 3 hours hire	\$43.00	E	Y	\$43.00
CS.11.14	Permanent Hire of Counselling Room	Per hour - For Profit group rate Minimum 10 bookings	\$19.00	E	Y	\$19.00
CS.11.15	Permanent Hire of Meeting Room or Foyer	Per hour - Not For Profit group rate Minimum 10 bookings	\$14.00	E	Y	\$14.00
CS.11.16	Counselling Room Hire - Profit and Private (Weekdays)	Per hour - casual rate	\$23.00	E	Y	\$23.00
CS.11.17	Counselling Room Hire - Profit and Private (Weekends)	Per hour - casual rate	\$28.00	E	Y	\$28.00
CS.11.18	Hire of Hall cupboards - Subject to availability	Per month		E	Y	\$10.00
CS.11.19	Hire of kitchen cupboard- Subject to availability	Per month	\$5.00	E	Y	\$5.00
CS.11.20	Refundable Security Bond		\$200.00	E	X	\$200.00
CS.11.21	Hall hire - Not for Profit Organisations (Weekdays)	Per hour - casual rate	\$28.00	E	Y	\$28.00
CS.11.22	Hall hire - Not for Profit Organisations (Weekends)	Per hour - casual rate	\$38.00	E	Y	\$38.00
CS.11.23	Meeting Room hire - Not for Profit Organisations (Weekdays)	Per hour - casual rate	\$21.00	E	Y	\$21.00
CS.11.24	Meeting Room hire - Not for Profit Organisations (Weekends)	Per hour - casual rate	\$26.00	E	Y	\$26.00
CS.11.25	Key deposit		\$50.00	E	X	\$50.00

Index	Fee Description	Conditions	2023/24 Fees (GST Incl)	Pricing Policy	GST	2024/25 Fees (GST Incl)
CS.11.26	Additional fee for Friday night set up (if available)		\$105.00	E	Y	\$100.00
CS.12	Richmond Community Centre					
CS.12.1	Hire of hall - Function hire		\$225.00	E	Y	\$235.00
CS.12.2	Hire of hall - Casual users	Per hour - For profit group rate	\$24.00	E	Y	\$25.00
CS.12.3	Hire of hall - Casual users	Per hour - Non profit making rate	\$20.00	E	Y	\$21.00
CS.12.4	Hire of hall - All day rate	Non-profit making		E	Y	\$100.00
CS.12.5	Hire of hall - All day rate	Profit making		E	Y	\$140.00
CS.12.6	Refundable deposit (Cleaning/Damages)		\$200.00	E	X	\$210.00
CS.12.7	Refundable key deposit		\$35.00	E	X	\$35.00
CS.12.8	Hire of Meeting Room	Per hour - Non-profit making	\$17.00	E	Y	\$17.00
CS.12.9	Hire of Meeting Room	Per hour - Profit making	\$22.00	E	Y	\$22.00
CS.12.10	Hire of Meeting Room	All day rate - Non-profit making	\$60.00	E	Y	\$60.00
CS.12.11	Hire of Meeting Room	All day rate - Profit making	\$75.00	E	Y	\$75.00
CS.12.12	Hire of Office - External	All day rate - Non-profit making	\$50.00	E	Y	\$55.00
CS.12.13	Hire of Office - External	All day rate - Profit making	\$65.00	E	Y	\$75.00
CS.12.14	Hire of Office - External - Weekly	Non - profit making		E	Y	\$250.00
CS.12.15	Hire of Office - External - Weekly	Profit making		E	Y	\$315.00
CS.12.16	Hire of Office - Internal	All day rate - Non-profit making		E	Y	\$45.00
CS.12.17	Hire of Office - Internal	All day rate - Profit making		E	Y	\$60.00
CS.12.18	Hire of Office - Internal - Weekly	Non - profit making		E	Y	\$200.00
CS.12.19	Hire of Office - Internal - Weekly	Profit making		E	Y	\$270.00
CS.13	St Albans School of Arts					
CS.13.1	Hire of hall - Local Resident	Up to 4 hours	\$45.00	E	Y	\$45.00
CS.13.2	Hire of hall - Non-Resident	Up to 4 hours	\$75.00	E	Y	\$75.00
CS.13.3	Hire of hall - Local Resident	Up to 8 hours Including set up/clean up	\$65.00	E	Y	\$65.00
CS.13.4	Hire of hall - Non-Resident	Up to 8 hours Including set up/clean up	\$150.00	E	Y	\$150.00
CS.13.5	Day/Night hire - Local Resident	Up to 24 hours (Day only) Including set up/clean up	\$90.00	E	Y	\$90.00
CS.13.6	Day/Night hire - Non-Resident	Up to 24 hours (Day only) Including set up/clean up	\$200.00	E	Y	\$200.00
CS.13.7	Weekend Event Hire - Non-Resident	Midday Friday to Sunday Evening	\$180.00	E	Y	\$180.00
CS.13.8	Hire of Kitchen		\$25.00	E	Y	\$25.00
CS.13.9	Bond/Key Deposit	For all categories	\$500.00	E	X	\$500.00
CS.14	Wilberforce School of Arts					
CS.14.1	Hire of hall (for function)		\$350.00	E	Y	\$350.00
CS.14.2	Hire of hall - For groups	Per hour Minimum charge \$55.00	\$20.00	E	Y	\$20.00
CS.14.3	Refundable key deposit		\$50.00	E	X	\$50.00
CS.14.4	Refundable Function Bond - 18th and 21st birthday celebrations excluded		\$300.00	E	X	\$300.00
CS.14.5	Refundable Function Bond - 18th and 21st birthday celebrations	Hire request to be signed by parents Notification to Police document to be submitted	\$500.00	E	X	\$500.00

Index	Fee Description	Conditions	2023/24 Fees (GST Incl)	Pricing Policy	GST	2024/25 Fees (GST Incl)
CS.15	Kurrajong Community Centre	Includes use of kitchen				
CS.15.1	Casual Hall Hire	Full day	\$255.00	E	Y	\$267.00
CS.15.2	Regular Hall Hire	Per hour Minimum 10 hours paid in advance, and then per term as required	\$24.00	E	Y	\$25.00
CS.15.3	Meeting Room Hire	Small part of hall only	\$65.00	E	Y	\$68.00
CS.15.4	PA Hire	Per day	\$53.00	E	Y	\$55.00
CS.15.5	Storage Rate	Per m2 Per season	\$203.00	E	Y	\$213.00
CS.15.6	Refundable security deposit		\$200.00	E	X	\$200.00
CS.15.7	Office Hire	2 offices per year Indexed annually as per Contract, using CPI released by ABS	POA	E	Y	POA
CS.16	Colo Heights Hall					
CS.16.2	Casual hire	Per hour	\$12.00	E	Y	\$12.00
CS.16.4	Function hire (Weekends)	Per day (weekends)	\$105.00	E	Y	\$105.00
CS.16.5	Tennis court hire - Day hire	Per hour	Free	E		Free
CS.16.6	Tennis court hire - with lights	Per hour	\$13.00	E	Y	\$13.00
CS.16.7	Refundable deposit for party hire		\$315.00	E	X	\$265.00
All hire users (not casual) are required to lodge a key deposit refundable on return of all issued keys						
All hire users are required to leave building premises and amenities clean and tidy						
CS.17	Hawkesbury Leisure and Learning Centre					
CS.17.1	Regular hire of any 1 function space	Minimum 3 hours Per hour	\$24.00	E	Y	\$23.00
CS.17.2	Casual hire of any 1 function space	Minimum 3 hours Per hour	\$30.00	E	Y	\$29.00
CS.17.3	Regular hire of any 2 function spaces	Per hour	\$35.00	E	Y	\$35.00
CS.17.4	Casual hire of any 2 function spaces	Per hour	\$44.00	E	Y	\$44.00
CS.17.5	Casual hire of Cafe/Lounge/Courtyard	Per hour Only hired after 4.00pm	\$58.00	E	Y	\$58.00
CS.17.6	Full day hire	All rooms Plus Fee CS.18.7 (where applicable)	\$210.00	E	Y	\$211.00
CS.17.7	Weekend hire surcharge	All rooms Plus Fee CS.18.6	\$52.00	E	Y	\$53.00
CS.17.8	Hire of crockery/cutlery	Per day (0-100 people)	\$52.00	E	Y	\$53.00
CS.17.9	Hire of crockery/cutlery	Per day (> 100 people)	\$105.00	E	Y	\$106.00
CS.17.10	Hire of data projector and screen	Per day	\$52.00	E	Y	\$53.00
CS.17.11	Key Bond		\$105.00	E	X	\$100.00
CS.18	South Windsor Family Centre					
CS.18.1	Regular hire of main hall	Minimum 3 hours Per hour	\$18.00	E	Y	\$17.00
CS.18.2	Casual hire of main hall	Minimum 3 hours Per hour	\$24.00	E	Y	\$23.00
CS.18.3	Regular hire of Small Meeting Room	Minimum 3 hours Per hour	\$18.00	E	Y	\$17.00
CS.18.4	Casual hire of Small Meeting Room	Minimum 3 hours Per hour	\$24.00	E	Y	\$23.00

Index	Fee Description	Conditions	2023/24 Fees (GST Incl)	Pricing Policy	GST	2024/25 Fees (GST Incl)
CS.18.5	Regular hire of Child Care area	Minimum 3 hours Per hour	\$22.00	E	Y	\$21.00
CS.18.6	Casual hire of Child Care area	Minimum 3 hours Per hour	\$24.00	E	Y	\$23.00
CS.18.7	Key bond		\$52.00	E	X	\$50.00
INFRASTRUCTURE OPERATIONS						
TRANSPORT OPERATIONS						
TO.1	Road Opening Permit		\$258.75	F	X	\$258.75
<p>Restoration charges below must be paid in addition to the Road Opening Permit. Unless otherwise stated, all charges are per m2 and minimum area charged is 2m2</p> <p>Also, any work performed adjacent to a state road or town centre, will incur an additional charge for traffic control to RMS standards, based on actual cost plus 5%</p>						
TO.2	Driveways- Restoration					
TO.2.1	Concrete					
TO.2.2	Residential driveways 100mm thick	Per m2 (Minimum area 2m2)	\$349.25	F	X	\$365.65
TO.2.3	Industrial driveways 150mm thick concrete	Per m2 (Minimum area 2m2)	\$425.30	F	X	\$445.30
TO.2.4	Pavers					
TO.2.5	Returned to Council's Works Depot in good order	Per m2 (Minimum area 2m2)	\$454.05	F	X	\$475.40
TO.2.6	Where Council is required to supply pavers	Per m2 (Minimum area 2m2)	\$546.75	F	X	\$572.45
TO.2.7	Bitumen surfaces/paths	Per m2 (Minimum area 2m2)	\$331.20	F	X	\$346.75
TO.2.8	Formed paths - earth, grassed or gravel	Per m2 Up to 15m2 (Minimum area 2m2)	\$171.50	F	X	\$179.55
TO.2.9	Formed paths - earth, grassed or gravel	For areas greater than 15m2, the first 15m2 is charged as per Fee CM.2.8, Plus \$32.55 per m2 thereafter	POA	F	X	POA
TO.2.10	Non-Formed paths (All rural areas)	Per m2 (Minimum area 2m2)	\$15.75	F	X	\$16.50
TO.2.11	Driveway Inspections Fees (Residential)					
TO.2.12	First 2 inspections		\$219.40	F	X	\$230.00
TO.2.13	Subsequent inspections		\$89.05	F	X	\$93.25
TO.2.14	Driveway Inspections Fees (Commercial/ Industrial)					
TO.2.15	Inspection - Commercial/Industrial		\$372.60	F	X	\$390.00
TO.3	Footpaths - Restoration					
TO.3.1	Concrete path	Per m2 (Minimum area 2m2)	\$339.50	F	X	\$355.45
TO.3.2	Concrete with bitumen/asphalt surface paths	Per m2 (Minimum area 2m2)	\$339.50	F	X	\$355.45
TO.4	Kerbing and Guttering - Restoration	Per linear metre				
TO.4.1	Concrete kerb and gutter	Per metre (Minimum length 2m)	\$399.15	M	X	\$417.90

Index	Fee Description	Conditions	2023/24 Fees (GST Incl)	Pricing Policy	GST	2024/25 Fees (GST Incl)
TO.5	Roads - Restoration					
TO.5.1	Formed roads (earth or gravel)	Per m2 (Minimum area 2m2)	\$236.40	M	X	\$247.50
TO.5.2	Bitumen or asphalt surface (max 23mm thick A.C.)					
TO.5.3	Per opening up to 50m2	Per m2 (Minimum area 2m2)	\$367.45	M	X	\$384.70
TO.5.4	Per opening after the first 50m2	Fee CM.5.3 per m2 Plus \$257.85 per m2 thereafter	POA	M	X	POA
TO.5.5	Asphaltic concrete pavement (deep lift)					
TO.5.6	Per opening up to 35m2 (Minimum 2m2)	Per m2 Up to 35m2 (Minimum area 2m2)	\$541.30	M	X	\$566.75
TO.5.7	Per opening after the first 35m2	For areas greater than 35m2, the first 35m2 is charged as per Fee CM.5.6 Plus \$376.60 per m2 thereafter	POA	M	X	POA
TO.5.8	Concrete pavement roads	Per m2 (Minimum area 2m2)	POA	M	X	POA
TO.6	Kerbing and Guttering - New Construction					
TO.6.1	Kerbing and guttering construction					
TO.6.2	50% of the cost of the work	As per Contractors' charges	POA	F	Y	POA
TO.6.3	25% for side boundary on corner block	As per Contractors' charges	POA	F	Y	POA
TO.7	Private Works / Advertising Signs					
TO.7.1	Industrial Area Advertising Boards					
TO.7.2	Name and Address only		\$206.90	R	X	\$216.60
TO.7.3	Annual charge for maintaining Name and Address only sign		\$143.90	R	X	\$150.65
TO.7.4	Name, Address with Logo		\$307.10	R	X	\$321.55
TO.7.5	Annual charge for maintaining Name, Address with Logo sign		\$215.75	R	X	\$225.90
TO.8	Traffic Control Barrier Fee					
TO.8.1	Barricades on footways, emergency barricades and lights and temporary footway crossings		POA	F	X	POA
IRRIGATION LICENCE FEE						
TO.9	Permit to Irrigate Fee		\$452.65	M	X	\$473.90
TO.9.1	Annual Licence Fee		\$190.50	M	X	\$199.45
OTHER FEES						
TO.10	Road Occupancy					
TO.10.1	Permit to occupy road/footpath for Event purposes - must be accompanied by a Traffic Management Plan	Per day or part thereof	POA	M	X	POA
TO.10.2	Permit to occupy road/footpath, to stand crane/vehicle or for any other construction purposes on Regional/Local Roads in Non-Commercial areas - must be accompanied by a Traffic Management Plan, if required	Per week or part thereof	\$255.65	M	X	\$268.00
TO.10.3	Permit to occupy road/footpath, to stand crane/vehicle or for any other construction purposes on Regional/Local Roads in Commercial areas - must be accompanied by a Traffic Management Plan, if required	Per day or part thereof	\$255.65	M	X	\$268.00

Index	Fee Description	Conditions	2023/24 Fees (GST Incl)	Pricing Policy	GST	2024/25 Fees (GST Incl)	
TO.10.4	Permit to occupy road/footpath, to stand crane/vehicle or for any other construction purposes on Roads and Maritime Services (RMS) controlled roads	Applications must be approved by RMS prior to consideration by Council	POA	M	X	POA	
TO.10.5	Construction Establishment Fee		\$1,015.75	M	X	\$1,063.50	
TO.10.6	Construction Zone	Per Week Per 12.5m (truck length)	\$127.30	M	X	\$133.30	
TO.11	Sale of Tender Documents						
TO.11.1	Sale of Tender documents (printing, paper, expertise, overheads)		POA	R	Y	POA	
TO.12	Road Closures						
TO.12.1	Assess Traffic Management Plan		POA	F	X	POA	
CITY SERVICES							
SALES							
CY.1	Sale of Maps	Supplied from Geographical Information System					
CY.1.1	Category 1 : Maps displaying cadastral data, creeks, rivers and contours	Prices for 1-10 sheets Price for 11 copies or more on application					
CY.1.2	A0 sheet		\$66.50	F	X	\$69.63	
CY.1.3	A1 sheet		\$63.40	F	X	\$66.40	
CY.1.4	A2 sheet		\$41.45	F	X	\$43.40	
CY.1.5	A3 sheet		\$30.95	F	X	\$32.40	
CY.1.6	A4 sheet		\$22.50	F	X	\$23.55	
CY.1.7	Category 2 : Maps displaying aerial photography, slope data, vegetation or data requiring manipulation.	Prices for 1-10 sheets Price for 11 copies or more on application					
CY.1.8	A0 sheet		\$116.60	F	X	\$122.10	
CY.1.9	A1 sheet		\$110.90	F	X	\$116.10	
CY.1.10	A2 sheet		\$93.85	F	X	\$98.25	
CY.1.11	A3 sheet		\$64.30	F	X	\$67.30	
CY.1.12	A4 sheet		\$58.05	F	X	\$60.80	
CY.1.13	Sale of Tender Documents						
CY.1.14	Sale of Tender Documents (printing, paper, expertise, overheads)	At cost	POA	F	Y	POA	
ROAD NAMING - NEW ROAD							
CY.2	Road Naming Application Fee	Naming of newly created Public and Private Roads - The Fee is for up to and including 5 roads (road names) per application within the one site. More than 5 road names will be priced in multiple blocks of 5 road names. The Fee excludes the sign and erection of the sign		\$925.00	F	X	\$970.00

Index	Fee Description	Conditions	2023/24 Fees (GST Incl)	Pricing Policy	GST	2024/25 Fees (GST Incl)
OPEN SPACE SERVICES						
PARK BOOKINGS						
OS.1	Non Exclusive use events					
OS.1.1	Administration/Booking Fee					
OS.1.2	Events in Parks	Included but not limited to the following activities: Weddings, Events, Parties, Large gatherings, Markets or Activities involving temporary structures				
OS.1.3	Small to Medium Events	Up to 200 people Excluding War Memorial Events This fee is non refundable	\$98.50	P	Y	\$103.00
OS.1.4	Large Events	Over 200 people This fee is non refundable	\$125.10	F	Y	\$131.00
OS.1.5	Personal trainers/Boot camps	Per season Summer (September - March), Winter (April - August)	\$893.10	F	Y	\$935.00
OS.1.6	Personal trainers/Boot camps/Other Commercial users	Casual hourly rate	\$28.50	F	Y	\$30.00
OS.1.7	Weddings	Per hour (Maximum 2 hours) Includes Booking Fee	\$135.00	F	Y	\$200.00
OS.1.8	Late Booking Fee	Urgent bookings for Parks' events Applies to any application received within two weeks of the event		R	Y	\$100.00
OS.1.9	Refundable Bond					
OS.1.10	Sporting/Community event	Minimum fee	\$200.00	P	X	\$300.00
OS.1.11	Corporate/Business event	Minimum fee	\$1,000.00	P	X	\$1,000.00
OS.2	Exclusive use events	Exclusive use is where the activity/event takes over the whole or part of a park and restricts usage to that area				
OS.2.1	Administration/Booking Fee	Plus Fee OS.1.3 or OS.1.4				
OS.2.2	Community organisation event (not for profit)	Where the event is no more than 3 consecutive days				
OS.2.3	Set up - Prior to Event	Per day	\$377.00	P	Y	\$395.00
OS.2.4	Event days	Per day	\$991.00	P	Y	\$1,038.00
OS.2.5	Removal/Clean up - Post Event	Per day	\$377.00	P	Y	\$395.00
OS.2.6	Corporate/Business organisation event	Where the event is no more than 3 consecutive days				
OS.2.7	Set up - Prior to Event	Per day	\$646.10	F	Y	\$677.00
OS.2.8	Event days	Per day	\$1,292.20	F	Y	\$1,353.00
OS.2.9	Removal/Clean up - Post Event	Per day	\$646.10	F	Y	\$676.00
OS.2.10	Community/Corporate/Business organisation event	Where the event is more than 3 consecutive days	POA	F	Y	POA
OS.2.11	Refundable Bond					
OS.2.12	Sporting/Community event	Minimum fee	\$200.00	P	X	\$300.00
OS.2.13	Corporate/business event	Minimum fee	\$1,000.00	P	X	\$1,000.00
OS.3	Events Services					
OS.3.1	Electricity					
OS.3.2	Corporate/business organisation	Per day	\$150.00	P	Y	\$160.00

Index	Fee Description	Conditions	2023/24 Fees (GST Incl)	Pricing Policy	GST	2024/25 Fees (GST Incl)
OS.3.3	Garbage Service					
OS.3.4	Delivery and Pick-up of bins	For Events held in Council owned parks only				
OS.3.5	1 to 10 bins		\$421.00	F	Y	\$445.00
OS.3.6	11 to 25 bins		\$841.00	F	Y	\$885.00
OS.3.7	Emptying Fee	Per bin	\$20.10	F	Y	\$27.00
OS.3.8	Replacement bin due to vandalism or theft		\$122.50	F	Y	\$129.00
OS.3.9	Toilet cleaning	Prior to event	\$105.00	P	Y	\$110.00
OS.4	Casual Use of Parks and Reserves					
OS.4.1	Park Access					
OS.4.2	Establishment fee for use of parks as compounds by Contractors		\$296.10	F	X	\$310.00
OS.4.3	Rental per week for compound site	Per m2	\$1.40	F	X	\$1.50
OS.4.4	Parks access administration fee		\$98.50	F	X	\$104.00
OS.4.5	Use of Parks and Reserves by Hot Air Balloons					
OS.4.6	Annual administration booking fee		\$98.50	P	Y	\$104.00
OS.4.7	Fee per launch, landing or tether	For annual bookings	\$31.20	R	Y	\$33.00
OS.4.8	Casual hire fee	Per launch, landing or tether	\$135.70	R	Y	\$143.00
OS.4.9	Circuses/Fairs/Carnivals and other similar size events					
OS.4.10	Set up/Removal/Non-Show days	Per day	\$646.00	F	Y	\$677.00
OS.4.11	Show days		\$1,292.00	F	Y	\$1,353.00
OS.4.12	Markets and Fetes (Excluding Windsor Mall)	Rate per day				
OS.4.13	Application Fee - Community	New Markets only	\$118.50	F	Y	\$125.00
OS.4.14	Application Fee - Commercial	New Markets only	\$583.70	F	Y	\$612.00
OS.4.15	Commercial Markets - Richmond Park	Per day within designated area	\$683.00	F	Y	\$716.00
OS.4.16	Other Markets		POA	F	Y	POA
OS.4.17	Use of park to access private property for building/landscape works					
OS.4.18	Administration fee		\$98.50	P	X	\$104.00
OS.4.19	Inspection fee		\$145.50	F	X	\$153.00
OS.4.20	Refundable Bond	Minimum	\$2,000.00	P	X	\$2,000.00
OS.5	Use of park by Registered Food Vans					
OS.5.1	Registered Food Van	Per van, per day	POA	F	Y	POA
OS.5.2	Registered Food Van	Per van, for a 6 month period at a fixed location	POA	F	Y	POA
CAMPING FEES - UPPER COLO						
OS.6	Fee per person per night	Prepaid				
OS.6.1	Adult/Child over 5 years	Children aged 17 years and under must be supervised by an adult 18 years and above	\$13.50	F	Y	\$15.00
OS.6.2	Children under 5 years of age		Free	N		Free
OS.6.3	Family	2 adults and 2 children - children aged between 5 and 12 years	\$40.40	P	Y	\$45.00
OS.6.4	Group	Per person Minimum 50 people	POA	F	Y	POA

Index	Fee Description	Conditions	2023/24 Fees (GST Incl)	Pricing Policy	GST	2024/25 Fees (GST Incl)
OS.6.5	Cancellation Fee – More than 7 days prior to arrival	50% of fee paid Or \$50.00 minimum If the amount paid is less than \$50.00, whole payment will be forfeited	POA	P	Y	POA
OS.6.6	Cancellation Fee – Within 7 days of arrival	100% of fee paid	POA	P	Y	POA
Campers can cancel and re-book their stay, at no additional charge, provided the booking date is within 6 months of the original reservation.						
OS.7	Fee per person per night	Not Prepaid				
OS.7.1	Adult/Child over 5 years	Children aged 17 years and under must be supervised by an adult 18 years and above	\$21.00	R	Y	\$25.00
OS.7.2	Children under 5 years of age		Free	N		\$5.00
TREE PRESERVATION						
OS.8	Street Trees					
OS.8.1	Administration fee for removal of street trees in township	On Council Land	\$98.50	R	X	\$104.00
OS.8.2	Compensation for removal of tree on Council Land	Arising from approved development	\$496.00	F	X	\$520.00
OS.8.3	Permit Application for Tree Removal	Modifications to an application must be lodged as a new application. Permit is issued for a 12 month period – expired permits are subject to a new application, fees apply				
OS.8.4	1 to 3 Trees		\$124.00	F	X	\$139.00
OS.8.5	4 to 6 Trees		\$146.00	F	X	\$153.00
OS.8.6	7 to 10 Trees		\$169.00	F	X	\$177.00
OS.8.7	11 to 20 Trees		\$205.00	F	X	\$215.00
OS.8.8	20 to 25 Trees		\$261.00	F	X	\$274.00
OS.8.9	More than 25 Trees and/or clearing of native vegetation or bushland	This includes the clearing of trees as well as other native vegetation (Not part of a development)	POA	F	X	POA
OS.8.10	Written consent for tree removal	Per hour or part thereof (Min \$155.29)	POA	F	X	POA
CEMETERY FEES						
OS.9	Richmond Lawn Cemetery/Wilberforce Cemetery/Pitt Town Cemetery/St Albans	All Fees below must be paid at time of purchase.				
OS.9.1	Plot Fees					
OS.9.2	Burial Plot (a perpetual interment right)	Plus fee OS 9.4, Plus Fee OS 9.3 where applicable	\$4,300.00	F	X	\$3,614.00
OS.9.3	Surcharge for Non-Residents (new sites)	Plus fee OS 9.2. Out of area/Non residents are those who live outside the boundaries of the Hawkesbury Local Government Area (LGA)	\$1,885.00	F	Y	\$2,310.00
OS.9.4	Perpetual Maintenance	Fee applies to plots purchased prior to July 2014 and from 1 July 2024	\$1,015.00	F	Y	\$1,228.00
OS.9.5	Interment Fee	First or second interment into a burial plot Plus Fee OS.9.6, where applicable	\$1,725.00	F	Y	\$2,090.00
OS.9.6	Interments on weekends/public holidays	Plus Fee OS.9.5	\$715.00	F	Y	\$870.00
OS.9.7	Inscribed Bronze Burial Plaque		\$840.00	F	Y	\$1,016.00
OS.9.8	Monument/headstone permit	For monumental application for installation and/or repairs for headstone or plaque	\$227.00	F	X	\$270.00
OS.9.9	Cemetery Administration Fee	Per hour or part thereof (Min \$103.54)		F	Y	\$103.54

Index	Fee Description	Conditions	2023/24 Fees (GST Incl)	Pricing Policy	GST	2024/25 Fees (GST Incl)
OS.9.10	Associated Fees					
OS.9.11	Transfer of a Burial Licence	Plus Fee OS.9.3, where applicable (where transfer is to a resident living outside the Hawkesbury LGA)	POA	F	Y	\$103.54
OS.9.12	Administration fee for relinquishing/reversing purchase of cemetery plots/niches	10% of plot cost	POA	F	Y	POA
OS.9.13	Placement of War Office plaque at Richmond Lawn Cemetery		\$175.00	F	Y	\$210.00
OS.9.14	Administration fee – Exhumation of remains		\$148.00	F	Y	\$180.00
OS.9.15	Exhumation of remains	As per Contractors' charges Plus Fee OS.9.14	POA	F	Y	POA
OS.9.16	Columbarium Walls/Rose Garden/Magnolia Garden/Burial Plots					
OS.9.17	Niche in Columbarium, Magnolia Garden or Rose Garden (including interment right)	Permit/registration-Maximum of 2 ashes in a burial plot	\$708.00	F	X	\$777.00
OS.9.18	Ashes placed in coffin at time of interment	Permit/registration Maximum of 2 ashes in a burial plot	\$308.00	F	Y	\$370.00
OS.9.19	Interment of ashes in garden niche/plot	First or second interment	\$353.00	F	Y	\$427.00
OS.9.20	Bronze Ashes Plaque	Maximum 8 lines	\$480.00	F	Y	\$578.00
OS.9.21	Double bronze plaque (135mm x 270mm)		\$621.00	F	Y	\$750.00
OS.9.22	Insignias and photographs		POA	F	Y	POA
OS.9.23	Probe of Grave	All cemeteries	\$567.00	F	X	\$680.00
OS.9.24	Repair of Monumental Graves	All cemeteries Plus Fee OS.9.9	POA	F	X	POA
OS.9.25	Perpetual Maintenance	To cover ongoing maintenance for the ash gardens		F	Y	\$200.00
OS.9.26	Fees are not applicable to interment services provided for children under 12 years of age or for people who are destitute					
OS.9.27	Ash interment	Per interment performed Payable at the time the interment service is rendered		S	Y	\$63.00
OS.9.28	Burial	Per burial performed Payable at the time the interment service is rendered		S	Y	\$156.00
OS.10	Lower Portland Cemetery					
OS.10.1	Plot Fees					
OS.10.2	Single Plot		\$1,035.00	E	X	\$986.00
OS.10.3	Single Niche		\$625.00	E	X	\$595.00
OS.10.4	Interment Fees					
OS.10.5	Interment Fee		\$165.00	E	Y	\$1,430.00
OS.10.6	Perpetual Maintenance	To cover ongoing maintenance for the Lower Portland Cemetery (burials)		E	Y	\$500.00
OS.10.7	Perpetual Maintenance	To cover ongoing maintenance for the Lower Portland Cemetery (Ashes)		E	Y	\$200.00
MISCELLANEOUS						
OS.11	Banners					
OS.11.1	Application Fee	Per banner Covers a period of 2 weeks	\$28.00	P	X	\$30.00
OS.11.2	Removal of overdue banner		\$149.00	F	X	\$156.00
OS.11.3	Refundable key bond		\$33.00	P	X	\$35.00
OS.11.4	Late return of key		\$16.00	P	X	\$17.00

Index	Fee Description	Conditions	2023/24 Fees (GST Incl)	Pricing Policy	GST	2024/25 Fees (GST Incl)
OS.12	Community Nursery					
	If a Pre grow or forward order is cancelled, Council will endeavour to on-sell any stock that is commonly grown and held by the Nursery. Where Council is unable to do this, the client will be charged 100% of the quoted price					
OS.12.1	Hiko cells					
OS.12.2	1 to 40	Each	\$1.35	P	Y	\$1.60
OS.12.3	Tubestock					
OS.12.4	Tubestock – Approx 50mm x 50mm x 120mm – 1 to 20	Each	\$2.60	P	Y	\$2.80
OS.12.5	Tubestock – Approx 50mm x 50mm x 120mm – 21 or more	Each	\$2.00	P	Y	\$2.20
OS.12.6	Tubestock – Approx 50mm x 50mm x 120mm – 1000 or more	Each	\$1.90	P	Y	\$2.00
OS.12.7	Tubestock – 50mm x 50mm x 120mm	End of line or overgrown stock	POA	P	Y	POA
OS.12.8	Tubestock – 50mm x 50mm x 120mm	Sale of stock at Community Events	POA	P	Y	POA
OS.12.9	Super Tube – Approx 65mm x 65mm x 160mm		POA	P	Y	POA
OS.12.10	Long stem– Approx 50mm x 50mm x 120mm		POA	P	Y	POA
OS.12.11	2" Pot – 1 to 20	Each	\$2.00	P	Y	\$3.00
OS.12.12	6" Pot	Each	\$12.00	P	Y	\$14.00
OS.12.13	8" Pot	Each	\$20.00	P	Y	\$22.00
OS.12.14	12" Pot	Each	\$50.00	P	Y	\$55.00
OS.12.15	Tube return	Return 30 undamaged tubes to receive 1 free plant	Free	N		Free
OS.12.16	Tray Deposits		\$4.10	P	X	\$5.00
OS.12.17	Grow cells					
OS.12.18	Small grow cells – Approx 20mm x 20mm x 20mm	Each	POA	P	Y	POA
OS.12.19	Large grow cells – Approx 30mm x 30mm x 30mm	Each	POA	P	Y	POA
OS.12.20	Planting Accessories					
OS.12.21	Bamboo canes 10-12mm x 750mm	Each	\$0.40	F	Y	\$0.50
OS.12.22	Frost bag tree sleeves 450mm x 350mm	Each	\$0.70	F	Y	\$0.80
OS.12.23	Delivery for plants or planting accessories	Price per courier Plus 10% administration fee	POA	F	Y	POA
OS.12.24	Enviro Seeding Guard	400mm x 137mm diameter	\$1.90	F	Y	\$2.00
OS.12.25	Contract Growing	Payment required in stages– Stage 1 – 30% of total cost Stage 2 – 30% of total cost Stage 3 – remaining 40% of total cost	POA	F	Y	POA
OS.12.26	Holding Fee	After 30 days, uncollected purchases will incur an additional charge of 10% of the total cost of the original order, Per month, until collected	POA	F	Y	POA
OS.13	Film and Television					
OS.13.1	Filming Application	Fees on application as per Local Government Filming Protocol Education facilities/students are exempt	POA	E	X	POA
OS.13.2	Filming Inspection	Fees on application as per Local Government Filming Protocol	POA	E	X	POA
OS.14	Opening of Gates					
OS.14.1	Minimum charge	Cost of staff/contractors to open gates	\$70.00	F	Y	\$75.00

Index	Fee Description	Conditions	2023/24 Fees (GST Incl)	Pricing Policy	GST	2024/25 Fees (GST Incl)
OS.15	Sale of Tender Documents					
OS.15.1	Sale of Tender documents (printing, paper, expertise, overheads)		POA	P	Y	POA
OS.16	Supply of Keys					
OS.16.1	Supply of keys to Community Groups and Sports Bodies		\$38.00	F	Y	\$40.00
OS.16.2	Bond - Refundable deposit for keys on loan		\$41.50	P	X	\$50.00
RICHMOND POOL						
OS.17	Admission Charges					
OS.17.1	Adults		\$5.40	P	Y	\$5.70
OS.17.2	Pensioners, seniors, children and students		\$4.20	P	Y	\$4.40
OS.17.3	Accompanying parents/carers		\$1.00	P	Y	\$1.00
OS.17.4	School Accredited Learn to Swim Programs		\$2.50	P	Y	\$2.65
OS.17.5	Family - 2 adults and 3 children	Additional children incur entry charge	\$19.20	P	Y	\$20.20
OS.17.6	Exclusive use of the pool - Half day	On approval	POA	P	Y	POA
OS.17.7	Exclusive use of the pool - Full day	On approval	POA	P	Y	POA
OS.17.8	Staff Hire	Per hour, per person. Additional staff required at the request of event organiser		F	Y	\$50.00
OS.18	Entry Card	20 passes				
OS.18.1	Adult		\$75.60	P	Y	\$79.80
OS.18.2	Child/Concession		\$58.80	P	Y	\$61.60
OS.19	Carnivals	Including school carnivals				
OS.19.1	Half Day Carnival		\$210.00	P	Y	\$220.00
OS.19.2	Full Day Carnival		\$312.00	P	Y	\$327.00
OS.20	Learn to Swim					
OS.20.1	Learn to Swim class					
OS.20.2	Learn to Swim class	Per person	\$13.70	P	F	\$14.50
OS.20.3	Private Learn to Swim Lesson		\$41.10	P	F	\$43.50
OS.20.4	Family Learn to Swim class	When full school term or full 2 week intensive program (minimum 9) are purchased, the 2nd child and subsequent children in the family receive \$10.00 off the full term/intensive fee	POA	P	F	POA
OS.21	Lane Hire	Per hour	\$33.30	P	Y	\$34.90
OS.22	Staying Active Group Fitness	Per person	\$8.30	P	Y	\$8.70
OS.23	Staying Active Group Fitness - 10 pass		\$69.70	P	Y	\$73.00
OS.24	School survival class	Per child (Minimum 50 children)	\$8.45	P	F	\$8.85
OS.25	Season pass					
OS.25.1	Adult		\$300.00	P	Y	\$314.00
OS.25.2	Child		\$216.00	P	Y	\$226.00
OS.25.3	Platinum Family Entry Pass	Unlimited family entry for the Summer season including RSC Squads and limited Learn to Swim bookings	\$1,098.00	P	Y	\$1,150.00
OS.26	Squad Training					
OS.26.1	Casual visit		\$13.70	P	Y	\$14.50
OS.26.2	10 visit Squad pass	10 visits (RSC Squads) to be used throughout Summer season	\$95.90	P	Y	\$101.50

Index	Fee Description	Conditions	2023/24 Fees (GST Incl)	Pricing Policy	GST	2024/25 Fees (GST Incl)
OS.26.3	Monthly Squad pass	Unlimited Squad swim entry (RSC Squads) for calendar month	\$109.60	P	Y	\$116.00
OS.26.4	Season Squad pass (Individual)		\$438.40	P	Y	\$464.00
OS.27	Birthday Parties/Functions					
OS.27.1	Hire of Club Room		POA	P	Y	POA
TENNIS COURT HIRE						
OS.28	Non Commercial Hire for the following tennis courts	Freemans Reach, Maraylya, Pitt Town, St Albans and Windsor (McQuade Park)				
OS.28.1	Day Hire	Per court per hour, or part thereof	\$10.00	P	Y	\$12.00
OS.28.2	Night Hire	Per court per hour, or part thereof	\$13.00	P	Y	\$14.00
OS.28.3	Club Members/Regular Users	Minimum 10 consecutive bookings (For use on any of Council's courts)	POA	P	Y	POA
OS.28.4	Commercial Hire for tennis courts	Charged at the above rates, Plus 25% commercial levy	POA	P	Y	POA
BOWEN MOUNTAIN PARK HALL						
OS.29	Bowen Mountain Park Hall hire					
OS.29.1	Day/Night Hire		\$120.00	E	Y	\$120.00
OS.29.2	Hire - per hour	Kitchen not being used	\$30.00	E	Y	\$30.00
OS.29.3	Refundable Bond	Left clean and tidy with no damage	\$100.00	E	X	\$100.00
CITY SERVICES - HAWKESBURY SPORTS COUNCIL						
PLAYER FEE						
SC.1	Registered Player Fee	Per player	\$7.85	E	Y	\$7.85
GROUND AND FACILITY FEES						
SC.2	Basic Ground booking fee	Per field Per discipline season	\$835.00	E	Y	\$875.00
SC.3	Casual Ground Hire	Full day	\$226.00	E	Y	\$236.00
BENSONS SPORTS FIELDS						
SC.4	Casual Turf Wicket Hire	Not including preparation fee	\$415.00	E	Y	\$435.00
SC.5	Casual Turf Wicket Preparation Fee		\$247.00	E	Y	\$258.00
SC.6	Casual Synthetic Wicket Hire		\$226.00	E	Y	\$236.00
SC.7	Casual Bensons Other Ground Hire		\$226.00	E	Y	\$236.00
OWEN EARLE OVAL						
SC.8	Owen Earle Oval	Not including preparation fee	\$540.00	E	Y	\$565.00
SC.9	Owen Earle Turf Wicket Preparation		\$289.00	E	Y	\$302.00
CANTEEN HIRE FEES						
SC.10	Per discipline season		\$433.00	E	Y	\$455.00
SC.11	Casual Hire	Per day Plus Fee SC.12	\$175.00	E	Y	\$185.00
CALL OUT FEES						
SC.12	After hours call out fee for failing to secure buildings or turn off lights		\$170.00	E	Y	\$178.00

Index	Fee Description	Conditions	2023/24 Fees (GST Incl)	Pricing Policy	GST	2024/25 Fees (GST Incl)
FLOODLIGHTING/ELECTRICITY CHARGES						
SC.13	Casual hire	Per hour	\$56.00	E	Y	\$58.00
SC.13.1	1 night	Per week, Per season	\$310.00	E	Y	\$325.00
SC.13.2	2 nights	Per week, Per season	\$604.00	E	Y	\$630.00
SC.13.3	3 nights	Per week, Per season	\$690.00	E	Y	\$725.00
SC.13.4	4 nights	Per week, Per season	\$930.00	E	Y	\$975.00
SC.13.5	5 nights	Per week, Per season	\$1,150.00	E	Y	\$1,205.00
SC.13.6	6 nights	Per week, Per season	\$1,425.00	E	Y	\$1,500.00
SC.13.7	7 nights	Per week, Per season	\$1,645.00	E	Y	\$1,720.00
KEYS						
SC.14	Refundable key deposit	Per key	\$25.00	E	X	\$35.00
SC.15	Replacement keys		\$25.00	E	Y	\$35.00
<p>Each user is required to pay \$25 per key per season. The deposit will be refunded upon the return of the key at the completion of the season</p> <p>To assist in the ground and facility security, every effort will be made to limit the number of keys issued to each ground user. Users are required to return keys at the end of each season</p> <p>Additional or replacement keys, over and above the original key, will only be granted upon written application from the club, justifying why the key is required</p> <p>Associations using various fields must arrange for access to grounds through the home team of each particular ground</p>						
SECURITY/CLEANING BOND/ADMINISTRATION FEE						
SC.16	Casual bookings refundable security deposit					
SC.16.1	Small Events		\$296.00	E	X	\$310.00
SC.16.2	Large Events		\$1,220.00	E	X	\$1,280.00
SC.17	Casual Administration fee		\$170.00	E	Y	\$180.00
TENNIS AND NETBALL COURT HIRE						
SC.18	North Richmond Tennis Courts					
SC.18.1	Permanent Bookings					
SC.18.2	Per night hour		\$23.00	E	Y	\$24.00
SC.18.3	Per day hour		\$13.80	E	Y	\$14.00
SC.18.4	Casual Bookings					
SC.18.5	Per night hour		\$30.00	E	Y	\$32.00
SC.18.6	Per day hour		\$20.00	E	Y	\$20.00

Index	Fee Description	Conditions	2023/24 Fees (GST Incl)	Pricing Policy	GST	2024/25 Fees (GST Incl)
SCHOOL HIRERS						
SC.19	Primary School	Per field, Per school year	\$493.00	E	Y	\$520.00
SC.20	High School	Per field, Per school year	\$730.00	E	Y	\$765.00
SC.21	Tennis Courts	Per court, Per school year	\$168.00	E	Y	\$175.00
SC.22	Netball Courts	Per court, Per school year	\$168.00	E	Y	\$175.00
SC.23	Primary School Sports Association (P.S.S.A.)	Per competitor, Per sport	\$4.00	E	Y	\$4.50
SC.24	School carnival and/or school event hire - Primary School	Per day	\$193.00	E	Y	\$200.00
SC.25	School carnival and/or school event hire - High School	Per day	\$257.00	E	Y	\$270.00
EVENT BIN HIRE						
SC.26	Supply, Hire and Emptying of Bins	Per bin, Per day	\$29.00	E	Y	\$31.00
COMMERCIAL ORGANISATIONS - HIRE FEES						
SC.27	Commercial hire fees for organisations	Charged at the above rates Plus 25% commercial levy	POA	E	Y	POA
WET WEATHER TRAINING FACILITY						
SC.28	Large area - day hire (no floodlighting)	Per hour	\$44.00	E	Y	\$50.00
SC.29	Small area - day hire (no floodlighting)	Per hour	\$22.00	E	Y	\$25.00
SC.30	Large area - night hire with floodlighting	Per hour	\$110.00	E	Y	\$120.00
SC.31	Small area - night hire with floodlighting	Per hour	\$55.00	E	Y	\$60.00
CITY SERVICES - MCMAHONS PARK						
PLAYER FEE						
MP.1	Registered Player Fee	Per player	\$7.85	E	Y	\$7.85
GROUND AND FACILITY FEES						
MP.2	Basic Ground booking fee					
MP.2.1	Sports Oval per discipline season		\$835.00	E	Y	\$875.00
MP.2.2	Community Groups - per discipline season	Community groups, personal trainers, fitness groups etc Season is considered to be 6 months Does not include hire of lights	\$326.00	E	Y	\$341.00
MP.3	Casual Ground Hire					
MP.3.1	Full day		\$226.00	E	Y	\$236.00
MP.4	Canteen Hire					
MP.4.1	Per Discipline/Season		\$307.00	E	Y	\$321.00
MP.4.2	Per day		\$175.00	E	Y	\$185.00
FLOODLIGHTING/ELECTRICITY CHARGES						
MP.5	Casual hire	Per hour	\$56.00	E	Y	\$58.00
MP.6	1 night	Per week, per season	\$310.00	E	Y	\$325.00
MP.7	2 nights	Per week, per season	\$604.00	E	Y	\$630.00

Index	Fee Description	Conditions	2023/24 Fees (GST Incl)	Pricing Policy	GST	2024/25 Fees (GST Incl)
MP.8	3 nights	Per week, per season	\$690.00	E	Y	\$725.00
MP.9	4 nights	Per week, per season	\$930.00	E	Y	\$975.00
MP.10	5 nights	Per week, per season	\$1,150.00	E	Y	\$1,205.00
KEYS						
MP.11	Refundable deposit	Per key	\$50.00	E	X	\$50.00
CALL OUTS						
MP.12	Failing to switch off floodlighting		\$170.00	E	Y	\$178.00
MP.13	Failing to secure Canteen/Hall building		\$170.00	E	Y	\$178.00
SECURITY/CLEANING BOND						
MP.14	Casual Bookings refundable security deposit	Minimum charge				
MP.14.1	Small Events		\$296.00	E	X	\$310.00
MP.14.2	Large Events		\$1,220.00	E	X	\$1,280.00
SCHOOL ATHLETICS CARNIVALS						
MP.15	Ground hire	Includes limited range of sporting equipment. Must be returned in the same condition	\$151.00	E	Y	\$158.00
MP.16	Canteen/Hall hire		\$80.00	E	Y	\$84.00
MP.17	Ground marking		\$96.00	E	Y	\$100.00
CITY SERVICES – HAWKESBURY OASIS AQUATIC AND FITNESS CENTRE						
AQUATICS						
LC.1	General					
LC.1.1	Adult		\$6.70	E	Y	\$7.10
LC.1.2	Child		\$4.90	E	Y	\$5.20
LC.1.3	Concession		\$4.90	E	Y	\$5.20
LC.1.4	Family		\$21.00	E	Y	\$22.50
LC.1.5	Spectators		\$2.50	E	Y	\$2.80
LC.2	Vouchers	10 visit passes				
LC.2.1	Adult		\$58.00	E	Y	\$61.50
LC.2.2	Child		\$42.00	E	Y	\$44.50
LC.2.3	Pensioner		\$42.00	E	Y	\$44.50
LC.3	Spa, Sauna, Steamroom	Including swim				
LC.3.1	Casual		\$10.80	E	Y	\$11.50
LC.3.2	Concession		\$7.30	E	Y	\$7.80
LC.3.3	After activity spa		\$9.20	E	Y	\$10.00
LC.4	10 visit spa					
LC.4.1	Casual		\$93.00	E	Y	\$99.00
LC.4.2	Concession		\$64.00	E	Y	\$68.00
LC.5	Birthday parties	Rate per catered person, Plus Fee LC.7	\$32.00	E	Y	\$34.00
LC.6	Birthday parties – Non-catered person	Rate per non-catered person, Plus Fee LC.7	\$21.00	E	Y	\$23.00

Index	Fee Description	Conditions	2023/24 Fees (GST Incl)	Pricing Policy	GST	2024/25 Fees (GST Incl)
LC.7	Birthday parties where number of children exceeds 14	Flat rate	\$80.00	E	Y	\$90.00
LC.8	Fun Days	Range from \$6.50 - \$10.00, based on type of activity	POA	E	Y	POA
LC.9	Aquatic Facility Hire					
LC.9.1	Carnivals					
LC.9.2	Pool hire – 50 metre pool	Per hour	\$51.00	E	Y	\$54.00
LC.9.3	Pool hire – 25 metre pool	Per hour	\$44.00	E	Y	\$47.00
LC.9.4	Student		\$4.50	E	Y	\$5.00
LC.9.5	Lifeguard Hire	Per Lifeguard	\$110.00	E	Y	\$120.00
LC.9.6	Hire of Portaloos	Per Carnival or School Group Subject to availability	\$260.00	E	Y	\$275.00
LC.9.7	Facilities					
LC.9.8	Inflatable	Per 30 minutes Minimum 1 hour booking	\$65.00	E	Y	\$69.00
LC.9.9	Water Slide	Per 30 minutes Minimum 1 hour booking	\$43.00	E	Y	\$46.00
LC.9.10	Lagoon	Per hour	\$38.00	E	Y	\$40.50
LC.9.11	Crèche Hire	Per hour	\$70.00	E	Y	\$74.50
LC.9.12	Aerobics room hire	Per hour	\$70.00	E	Y	\$74.50
LC.9.13	Lane Hire					
LC.9.14	Lane hire 25m	Per hour	\$44.00	E	Y	\$47.00
LC.9.15	Lane hire 50m	Per hour	\$51.00	E	Y	\$54.00
LC.10	Learn to Swim Lessons	Personal Aquatic Survival Skills				
LC.10.1	Infants		\$19.50	E	F	\$21.00
LC.10.2	Pre School and School Age		\$19.50	E	F	\$21.00
LC.10.3	Private Swimming Lesson	30 minutes	\$55.00	E	F	\$58.00
LC.10.4	School lesson Swim		\$8.70	E	F	\$9.50
LC.10.5	Holiday Program	5 lessons a week	\$86.00	E	F	\$91.50
LC.10.6	Swimability	Private one on one lesson Per lesson	\$23.00	E	F	\$24.50
LC.11	Squad	Including Swimwest squad participants Swimwest to provide coaching				
LC.11.1	Gold/Silver PLUS Squad Swim Pass	3 monthly pass	\$405.00	E	Y	\$430.00
LC.11.2	Gold/Silver PLUS Squad Swim Pass	Per fortnight, by direct debit	\$59.00	E	Y	\$63.00
LC.11.3	Bronze Squad Swim Pass	3 monthly pass	\$270.00	E	Y	\$287.00
LC.11.4	Bronze Squad Swim Pass	Per fortnight, by direct debit	\$45.00	E	Y	\$48.00
LC.11.5	Mini Squad Swim Pass	3 monthly pass	\$235.00	E	Y	\$249.00
LC.11.6	Mini Squad Swim Pass	Per fortnight, by direct debit	\$39.00	E	Y	\$41.50
LC.11.7	Casual Squads		\$17.50	E	Y	\$18.50
LC.11.8	Silver Squad ONLY Swim Pass	3 monthly pass	\$355.00	E	Y	\$377.00
LC.11.9	Silver Squad ONLY Swim Pass	Per fortnight, by direct debit	\$53.00	E	Y	\$56.50
LC.12	Pool Membership	Includes spa and sauna				
LC.12.1	12 Months	Single upfront membership	\$620.00	E	Y	\$657.00

Index	Fee Description	Conditions	2023/24 Fees (GST Incl)	Pricing Policy	GST	2024/25 Fees (GST Incl)
LC.12.2	Single	Per fortnight, by direct debit	\$28.00	E	Y	\$30.00
LC.13	Water Polo					
LC.13.1	Water Polo Registration	Per season	\$89.50	E	Y	\$95.00
LC.13.2	Water Polo Game Fee	Weekly game/entry fee	\$4.90	E	Y	\$5.50
LC.13.3	Flipper Ball Registration	Per season	\$59.00	E	Y	\$63.00
HEALTH AND FITNESS MEMBERSHIP						
LC.14	Membership					
LC.14.1	12 months - New		\$1,070.00	E	Y	\$1,134.00
LC.14.2	12 months Renewal	Paid in full	\$940.00	E	Y	\$996.00
LC.14.3	12 months - Off Peak		\$805.00	E	Y	\$853.00
LC.14.4	Student Membership	Per fortnight, by direct debit Student verification required eg. Student Card	\$34.00	E	Y	\$36.00
LC.14.5	Easy pay - 12 month minimum term	Per fortnight, by direct debit	\$38.00	E	Y	\$40.00
LC.14.6	Easy pay - Peak	Per fortnight, by direct debit	\$45.00	E	Y	\$48.00
LC.14.7	Easy Pay - Off Peak	Per fortnight, by direct debit	\$35.00	E	Y	\$37.00
LC.14.8	PrYme Adults - per fortnight		\$28.00	E	Y	\$29.00
LC.14.9	PrYme Adults - per 6 months		\$315.00	E	Y	\$330.00
LC.14.10	PrYme - Casual		\$8.00	E	Y	\$8.50
LC.14.11	Joining Fee		\$90.00	E	Y	\$90.00
LC.14.12	Rehabilitation - 3 months		\$450.00	E	Y	\$477.00
LC.14.13	Corporate membership		\$815.00	E	Y	\$864.00
LC.14.14	Corporate membership (fortnight by direct debit)		\$34.00	E	Y	\$36.00
LC.14.15	Aqua-aerobics		\$13.00	E	Y	\$14.00
LC.14.16	Teen Gym Membership	Per fortnight	\$27.00	E	Y	\$29.00
LC.14.17	Personal training - Per Hour		\$75.00	E	Y	\$80.00
LC.14.18	Personal training - Per Hour (direct debit)		\$69.00	E	Y	\$73.00
LC.14.19	Personal Training - Groups	Group of 2 people - \$80 per hour Group of 3 people - \$90 per hour	POA	E	Y	POA
LC.14.20	Personal training - 10 visit pack	Hourly sessions	\$630.00	E	Y	\$668.00
LC.14.21	PT Starter Pack	3 one hour sessions First time users only	\$200.00	E	Y	\$215.00
LC.14.22	Body Composition Scan		\$40.00	E	Y	\$42.50
LC.15	Casual					
LC.15.1	Casual gym	Includes swim	\$21.50	E	Y	\$23.00
LC.15.2	Casual aerobics	Includes swim	\$21.50	E	Y	\$23.00
LC.15.3	Boot Camp	6 Weeks, 3 hourly sessions per week	\$168.00	E	Y	\$178.00
LC.15.4	Casual Kids Boot Camp	Hourly session Children aged between 5 and 11 years	\$12.00	E	Y	\$13.00
LC.16	Crèche					
LC.16.1	Crèche (member)	Per hour	\$3.20	E	Y	\$3.50
LC.16.2	Crèche (non member)	Per hour	\$5.20	E	Y	\$5.50
LC.16.3	Multi-Visit Pass	20 visits	\$53.00	E	Y	\$56.00

Index	Fee Description	Conditions	2023/24 Fees (GST Incl)	Pricing Policy	GST	2024/25 Fees (GST Incl)
WASTEWATER OPERATIONS						
COUNCIL SEWER CATCHMENTS AREA CHARGES						
WW.1	Developers Charges S.64					
WW.1.1	Residential					
WW.1.2	Contribution for Pump Station carrier main and amplification of reticulation system	\$5,677.10 per lot Or as per adopted S64 Plan, indexed accordingly	POA	F	X	POA
WW.1.3	Contribution for treatment works	\$5,677.10 per lot Or as per adopted S64 Plan, indexed accordingly	POA	F	X	POA
WW.1.4	Industrial					
WW.1.5	Mulgrave	\$121,262.78 per gross hectare Or as per Adopted S64 Plan, indexed accordingly	POA	F	X	POA
WW.1.6	Fairey Road	\$121,262.78 per gross hectare Or as per Adopted S64 Plan, indexed accordingly	POA	F	X	POA
WW.1.7	Properties in serviced areas not previously subject to contribution	\$121,262.78 per gross hectare Or as per Adopted S64 Plan, indexed accordingly	POA	F	X	POA
WW.1.8	Additional lots created on other services areas	\$310.02 per gross hectare Or as per Adopted S64 Plan, indexed accordingly	POA	F	X	POA
WW.1.9	Commercial (floor area)	\$12.13 per square metre for additional development Or as per Adopted S64 Plan, indexed accordingly	POA	F	X	POA
WW.1.10	Residential Flat Buildings	Strata and Torrens				
WW.1.11	1 Bedroom	No charge for first residential flat \$5,487.30 per additional flat Or as per Adopted S64 Plan, indexed accordingly, one third of (Fee WM.1.2 plus Fee WM.1.3)	POA	F	X	POA
WW.1.12	2 Bedroom	No charge for first residential flat \$7,017.89 per additional flat Or as per Adopted S64 Plan, indexed accordingly, two thirds of (Fee WM.1.2 plus Fee WM.1.3)	POA	F	X	POA
WW.1.13	3 Bedroom	No charge for first residential flat \$7,924.82 per additional flat Or as per Adopted S64 Plan, indexed accordingly	POA	F	X	POA
WW.1.14	Duplex/Villas (Strata/Torrens Title)	\$10,671.14 per duplex/villa Or as per Adopted S64 Plan, indexed accordingly	POA	F	X	POA
WW.1.15	Section 305 Applications – Examination of Plans and Specifications including inspections	Pursuant to Section 307 Compliance Certificate				
WW.1.16	Lodgement of Section 305 application		\$166.65	F	X	\$189.98
WW.1.17	Minor or Major Works (Section 306 application)	Minimum Charge \$523.40 (includes up to two hours assessment time and one inspection) Plus Fee WM.1.20 for each additional hour; Or Fee WM.1.19, whichever is greater	POA	F	X	POA
WW.1.18	Per linear metre	\$3.39 per linear metre Or Fee WM.1.17, whichever is greater	POA	F	X	POA
WW.1.19	Additional junctions on same application		\$109.77	F	X	\$125.14
WW.1.20	Special Inspection or per hour assessment		\$179.77	F	X	\$204.94

Index	Fee Description	Conditions	2023/24 Fees (GST Incl)	Pricing Policy	GST	2024/25 Fees (GST Incl)
S64 PITT TOWN DEVELOPMENT AREA – SEWERAGE INFRASTRUCTURE						
WW.2	Pump station T – Pitt Town	Per additional allotment as per Adopted S64 Plan, indexed accordingly	POA	F	X	POA
WW.3	Rising Main T – Pitt Town to McGraths Hill	Per additional allotment as per Adopted S64 Plan, indexed accordingly	POA	F	X	POA
WW.4	Fernadell carrier – Pitt Town	Per additional allotment as per Adopted S64 Plan, indexed accordingly	POA	F	X	POA
WW.5	Blighton carrier (option 1) – Pitt Town	Per additional allotment as per Adopted S64 Plan, indexed accordingly	POA	F	X	POA
WW.6	Storage at T – Pitt Town	Per additional allotment as per Adopted S64 Plan, indexed accordingly	POA	F	X	POA
WW.7	Pump Station C – Windsor	Per additional allotment as per Adopted S64 Plan, indexed accordingly	POA	F	X	POA
WW.8	Rising Main C – Windsor to South Windsor	Per additional allotment as per Adopted S64 Plan, indexed accordingly	POA	F	X	POA
WW.9	Storage at Pump Station C – Windsor	Per additional allotment as per Adopted S64 Plan, indexed accordingly	POA	F	X	POA
WW.10	Easements for rising main from Pump Station C to South Windsor	Per additional allotment as per Adopted S64 Plan, indexed accordingly	POA	F	X	POA
WW.11	Replacement of rising main J	Per additional allotment as per Adopted S64 Plan, indexed accordingly	POA	F	X	POA
WW.12	Upgrade to South Windsor STP inlet	Per additional allotment as per Adopted S64 Plan, indexed accordingly	POA	F	X	POA
WW.13	Land dedication for Pump Station T at Pitt Town	Per additional allotment as per Adopted S64 Plan, indexed accordingly	POA	F	X	POA
TRADE WASTE DISPOSAL IN COUNCILS SEWERS						
WW.14	Volume discharge, conveyance and treatment	Changes applied in accordance with Adopted Trade Waste Policy				
WW.14.1	Trade Waste Volume Charge – Category 5	Per kilolitre	\$4.32	F	X	\$4.92
WW.14.2	Trade Waste Pre-treatment Non-compliance Volume Charge – Category 1	Per kilolitre		F	X	\$2.41
WW.14.3	Trade Waste Pre-treatment Non-compliance Volume Charge – Category 2	Per kilolitre		F	X	\$21.75
WW.15	Treatment charge only					
WW.15.1	Correctional Facility, etc.	Per kilolitre	\$3.46	F	X	\$3.94
WW.16	Mass loading	Charges are applicable to all Category 2 – 5 Dischargers				
WW.16.1	Biochemical Oxygen Demand (BOD)					
WW.16.2	Biochemical Oxygen Demand – up to 300mg/L		FREE	N		FREE
WW.16.3	Biochemical Oxygen Demand – over 300mg/L	Per kilogram	\$0.95	F	X	\$1.08
WW.16.4	Suspended solids					
WW.16.5	Suspended solids – up to 300mg/L		Free	N		Free

Index	Fee Description	Conditions	2023/24 Fees (GST Incl)	Pricing Policy	GST	2024/25 Fees (GST Incl)
WW.16.6	Suspended solids - over 300mg/L	Per kilogram	\$1.22	F	X	\$1.39
WW.16.7	Total grease and oil (G and O)					
WW.16.8	Total grease and oil (G and O) - up to 50mg/L		Free	N		Free
WW.16.9	Total grease and oil (G and O) - over 50mg/L	Per kilogram	\$1.72	F	X	\$1.96
WW.16.10	Total Dissolved Solids (TDS)					
WW.16.11	Total Dissolved Solids (TDS) - up to 550mg per litre		Free	N		Free
WW.16.12	Total Dissolved Solids (TDS) - 551mg to 850mg per litre	Per kilogram	\$0.28	F	X	\$0.32
WW.16.13	Total Dissolved Solids (TDS) - >850mg per litre	Per kilogram	\$0.28	F	X	\$0.56
WW.16.14	Charging rate for pH if outside the approved range pH Coefficient (k) = \$0.54	$K \times \text{actual pH} - \text{approved pH} \times 2 \times \text{actual pH} - \text{approved pH} $	POA	F	X	POA
WW.16.15	Ammonia (as Nitrogen)					
WW.16.16	Ammonia (as Nitrogen) - up to 35 mg/L		FREE	N		FREE
WW.16.17	Ammonia (as Nitrogen) - over 35 mg/L	Per kilogram	\$2.78	F	X	\$3.17
WW.16.18	Total Kjeldahl Nitrogen (TKN)					
WW.16.19	Total Kjeldahl Nitrogen (TKN) - up to 50 mg/L		FREE	N		FREE
WW.16.20	Total Kjeldahl Nitrogen (TKN) - over 50 mg/L	Per kilogram	\$0.95	F	X	\$1.08
WW.16.21	Cadmium	Per kilogram	\$31.06	F	X	\$35.41
WW.16.22	Chromium	Per kilogram	\$31.06	F	X	\$35.41
WW.16.23	Copper	Per kilogram	\$19.08	F	X	\$21.75
WW.16.24	Cyanide	Per kilogram	\$94.30	F	X	\$107.50
WW.16.25	Flouride	Per kilogram	\$4.77	F	X	\$5.44
WW.16.26	Lead	Per kilogram	\$46.59	F	X	\$53.11
WW.16.27	Methylene blue active substances (MBAS)	Per kilogram	\$0.95	F	X	\$1.08
WW.16.28	Nickel	Per kilogram	\$31.06	F	X	\$35.41
WW.16.29	Petroleum hydrocarbons	Per kilogram	\$3.16	F	X	\$3.60
WW.16.30	Phosphorous (Total P) - up to 10 mg/L		FREE	N		FREE
WW.16.31	Phosphorous (Total P) - over 10 mg/L	Per kilogram	\$1.94	F	X	\$2.21
WW.16.32	Sulphate (SO4) - up to 50 mg/L		FREE	N		FREE
WW.16.33	Sulphate (SO4) - over 50 mg/L	Per kilogram	\$0.44	F	X	\$0.50
WW.16.34	Zinc	Per kilogram	\$19.08	F	X	\$21.75
WW.16.35	Schedule A Charge Groups (mass)					
WW.16.36	Group 1 - 100% standard	Per kilogram	\$5.05	F	X	\$5.76
WW.16.37	Group 1 - Over 100%	Per kilogram	\$10.11	F	X	\$11.53
WW.16.38	Group 2 - 100% standard	Per kilogram	\$101.94	F	X	\$116.21
WW.16.39	Group 2 - Over 100%	Per kilogram	\$203.84	F	X	\$232.38
WW.16.40	Group 3 - 100% standard	Per kilogram	\$255.18	F	X	\$290.90
WW.16.41	Group 3 - Over 100%	Per kilogram	\$510.37	F	X	\$581.82
WW.16.42	Group 4 - 100% standard	Per kilogram	\$510.37	F	X	\$581.82
WW.16.43	Group 4 - Over 100%	Per kilogram	\$1,020.92	F	X	\$1,163.84

Index	Fee Description	Conditions	2023/24 Fees (GST Incl)	Pricing Policy	GST	2024/25 Fees (GST Incl)
WW.17	Chemical analysis					
WW.17.1	Reimbursement to Council	Sample analysis	POA	F	X	POA
WW.17.2	Sampling collection fee		\$150.24	F	X	\$171.27
WW.18	Trade waste application	Includes one inspection	\$347.18	F	X	\$395.78
WW.19	Inspection fee		\$115.84	F	X	\$132.05
WW.20	Trade Waste Permission Renewal		\$87.37	F	X	\$99.60
WW.21	Trade Waste Formal Agreement Preparation		\$461.80	F	X	\$526.45
WW.22	Additional capacity for commercial customers	As per Trade Waste Agreement (Sum of Fee WW.1.2 and Fee WW.1.3)	POA	F	X	POA
SEWERAGE						
WW.23	Junction Sheets		\$24.59	F	X	\$28.03
WW.24	Damage Investigation Fee-Investigation into damage of Councils infrastructure	\$4,300 per damaged asset requiring investigation, Charged to the party responsible for the damage		F	X	POA
WW.25	Unrepaired Damage Daily Fee-Ongoing daily fee for damage of Councils infrastructure	\$200 per day, Charged to the party responsible for the damage if not fixed within a reasonable timeframe, as determined by Council		F	X	POA
SALES						
WW.26	Hay bales	Prices variable - dependent on quality	POA	R	Y	POA
WW.27	Sale of Tender documents (printing, paper, expertise, overheads)		POA	F	Y	POA
NON-POTABLE WATER SALES						
WW.28	Sale of Recycled Water	Based on average daily consumption for each month				
WW.28.1	0 to 150 kilolitres per day	Per kilolitre Or 50% of price charged per kilolitre of supply, whichever is less	\$0.11	P	F	\$0.23
WW.28.2	151 to 300 kilolitres per day	Per kilolitre Or 50% of price charged per kilolitre of supply, whichever is less	\$0.08	P	F	\$0.12
WW.28.3	301 to 500 kilolitres per day	Per kilolitre Or 50% of price charged per kilolitre of supply, whichever is less	\$0.03	P	F	\$0.04
WW.28.4	>500 kilolitres per day	Per kilolitre Or 50% of price charged per kilolitre of supply, whichever is less	\$0.01	P	F	\$0.01
RESOURCE RECOVERY						
WASTE MANAGEMENT FACILITY						
RR.1	Items available for disposal free of charge					
RR.1.1	Recycling materials found in kerbside (yellow) bins	Approved kerbside recycling materials similar to current yellow bin service	Free	N		Free
RR.1.2	Community Recycling Centre (CRC) Materials, approved managed by the NSW EPA	Items approved under the Community Recycling Centre scheme, managed by the NSW EPA	Free	N		Free
RR.1.3	Metal	Excluding car bodies, gas bottles, liquids or dangerous goods	Free	N		Free
RR.1.4	Electronic waste (E-waste)	E-Waste as listed under the National Product Stewardship Scheme. Additional e-waste as approved.	Free	N		Free

Index	Fee Description	Conditions	2023/24 Fees (GST Incl)	Pricing Policy	GST	2024/25 Fees (GST Incl)
RR.1.5	White Goods containing mostly metal	Excluding fridges, freezers and air conditioners	POA	N		Free
RR.1.6	Polystyrene (Clean, White), up to 10 pieces	Domestic quantities only (up to 10 pieces), clean, white and from household or domestic appliances. No beads, balls or from commercial quantities or appliances.		N		Free
RR.1.7	Clean, separated cardboard	Up to and including 20 kilograms		N		Free
RR.2	Counted Items	As determined by waste origin				
RR.2.1	Fridges, freezers and air conditioners (Inside LGA)	\$44 per item, where fridge, freezer or air conditioner requires degassing prior to disposal, otherwise cost is free. Evidence required to substantiate degassing.	POA	F	Y	POA
RR.2.2	Fridges, freezers and air conditioners (Outside LGA)	\$66 per item, where fridge, freezer or air conditioner requires degassing prior to disposal, otherwise cost is free. Evidence required to substantiate degassing.	POA	F	Y	POA
RR.2.3	Car Tyres, including 4WD tyres (Inside LGA)	Must be clean, with or without rim Maximum 4 tyres No heavy vehicle tyres	\$16.00	F	Y	\$22.00
RR.2.4	Car Tyres, including 4WD tyres (Outside LGA)	Must be clean, with or without rim Maximum 4 tyres No heavy vehicle tyres		F	Y	\$52.00
RR.2.5	Mattresses - any size (Inside LGA)	Per mattress	\$40.00	F	Y	\$45.00
RR.2.6	Mattresses - any size (Outside LGA)	Per mattress		F	Y	\$99.00
RR.2.7	Empty Waste oil containers (Inside LGA)	Waste oil containers up, per container	\$2.00	F	Y	\$3.00
RR.2.8	Empty Waste oil containers (Outside LGA)	Waste oil containers up, per container		F	Y	\$5.00
RR.3	Landfill Disposal Fees (Inside LGA Only)					
RR.3.1	Residential Waste loads less than or equal to 20kg	Residential waste, minimum charge	\$28.00	F	Y	\$33.00
RR.3.2	Business or Commercial Waste loads less than or equal to 20kg	Commercial or Business waste, minimum charge		F	Y	\$88.00
RR.3.3	Residential General Waste more than 20kg	Per tonne (pro rata) Plus Fee RR.3.1	\$370.00	P	Y	\$440.00
RR.3.4	Business or Commercial General Waste more than 20kg	Per tonne (pro rata) Plus Fee RR.3.2	\$400.00	P	Y	\$480.00
RR.3.5	Recycling contaminated with waste up to 20kg	Minimum charge Loads containing greater than 10% recycling or resource recovery items unwilling to be separated	\$200.00	F	Y	\$220.00
RR.3.6	Recycling contaminated with waste greater than 20kg	Per tonne (pro rata) Plus Fee RR.3.5 Loads containing greater than 10% recycling or resource recovery items unwilling to be separated	\$800.00	F	Y	\$960.00
RR.3.7	Insulation, Polystyrene or Difficult Waste up to and including 20kg	Minimum charge Waste requiring special burial or management, polystyrene, insulation or other light weight materials		F	Y	\$550.00
RR.3.8	Insulation, Polystyrene or Difficult Waste more than 20kg	Per kilogram Plus Fee RR.3.8 Minimum charge 20kg, charged in 20kg allotments Waste requiring special burial or management, polystyrene, insulation or other light weight materials.	\$1,600.00	F	Y	\$3.30
RR.3.9	Animal Disposal	Minimum charge, up to 20kg	\$45.00	F	Y	\$33.00

Index	Fee Description	Conditions	2023/24 Fees (GST Incl)	Pricing Policy	GST	2024/25 Fees (GST Incl)
RR.3.10	Animal Disposal - greater than 20kg	Per tonne (pro rata) Plus Fee RR.3.10	\$420.00	F	Y	\$550.00
RR.3.11	Building, Demolition, Reonvation and Construction Waste	Per tonne (pro rata) Plus Fee RR.3.1 or Fee RR.3.2 Depending on whether material is commerical or domestic	\$580.00	F	Y	\$620.00
RR.4	Resource Recovery Fees	As determined by waste origin				
RR.4.1	Residential Resource Recovery loads less than or equal to 20kg (inside LGA)	Minimum charge For all resource recovery items excluding greenwaste, less than or equal to 20kg		F	Y	\$33.00
RR.4.2	Business or Commercial Resource Recovery loads less than or equal to 20kg (inside LGA)	Minimum charge For all resource recovery items excluding greenwaste, less than or equal to 20kg		F	Y	\$88.00
RR.4.3	Residential Resource Recovery loads less than or equal to 20kg (Outside LGA)	Minimum charge For all resource recovery items excluding greenwaste, less than or equal to 20kg		F	Y	\$43.00
RR.4.4	Business or Commercial Resource Recovery loads less than or equal to 20kg (Outside LGA)	Minimum charge For all resource recovery items excluding greenwaste, less than or equal to 20kg		F	Y	\$114.00
RR.4.5	Separated bricks, concrete, terracotta pipes and tiles (Inside LGA)	Per tonne (pro rata) Plus Fee RR.4.1 to RR.4.2, whichever is applicable Delivered as separate loads only	\$220.00	F	Y	\$230.00
RR.4.6	Separated bricks, concrete, terracotta pipes and tiles (Outside LGA)	Per tonne (pro rata) Plus Fee RR.4.3 to RR.4.4, whichever is applicable Delivered as separate loads only		F	Y	\$299.00
RR.4.7	Greenwaste (separated 100% vegetation free of contamination (Inside LGA)	Per tonne (pro rata) Excludes palm trees and fronds, bamboo, weeds, root ball and stumps and other non-mulchable garden organics	\$220.00	F	Y	\$220.00
RR.4.8	Greenwaste (separated 100% vegetation free of contamination (Outside LGA)	Per tonne (pro rata) Excludes palm trees and fronds, bamboo, weeds, root ball and stumps and other non-mulchable garden organics		F	Y	\$230.00
RR.4.9	Separated timber products (not including contaminated products such as CCA etc) (Inside LGA)	Per tonne (pro rata) Plus Fee RR.4.1 to RR.4.2, whichever is applicable Delivered as separate loads only		F	Y	\$600.00
RR.4.10	Separated timber products (not including contaminated products such as CCA etc) (Outside LGA)	Per tonne (pro rata) Plus Fee RR.4.3 to RR.4.4, whichever is applicable Delivered as separate loads only		F	Y	\$780.00
RR.4.11	Clean cardboard more than 20kg (inside LGA)	per tonne (pro rata), greater than 20kg	\$100.00	P	Y	\$110.00
RR.4.12	Clean cardboard more than 20kg (Outside LGA)	per tonne (pro rata), greater than 20kg		P	Y	\$143.00
RR.5	Miscellaneous					
RR.5.1	Reloading fee	For any misrepresented or unacceptable loads that require reloading for removal from the site	\$220.00	F	Y	\$230.00
RR.5.2	Boom gate damage fee	Chargeable when boomgate is damaged by vehicles	\$380.00	F	Y	\$380.00
RR.5.3	Holding fee for vehicles	Per day or part thereof	\$30.00	P	Y	\$44.00
All above prices that include the Section 88 Waste Levy will be reduced by the Levy amount, where exemption from the Levy has been granted by the NSW EPA						

Index	Fee Description	Conditions	2023/24 Fees (GST Incl)	Pricing Policy	GST	2024/25 Fees (GST Incl)
SALE OF WASTE BINS						
RR.6	Waste Bins					
RR.6.1	120/140L size		\$90.00	R	X	\$95.00
RR.6.2	240L size		\$112.95	R	X	\$118.00
RR.6.3	Second hand 240L		\$51.40	R	X	\$55.00
RR.6.4	Recycle bins		\$112.95	R	X	\$118.00
RR.6.5	Educational stickers for Waste and Recycling Bins		\$7.50	R	Y	\$8.00
PROPERTY AND STRATEGY						
GENERAL						
PS.1	Photocopies					
PS.1.1	Black and white – A4	Per copy	\$0.99	F	Y	\$1.04
PS.1.2	Black and white – A3	Per copy	\$1.99	F	Y	\$2.08
PS.2	Courier Fees		POA	F	Y	POA
PS.3	Road Closure Application Fee					
PS.3.1	Road vesting in Council		\$1,298.65	F	Y	\$1,359.69
PS.3.2	Unformed Council Public Road		\$2,173.55	F	Y	\$2,275.71
PS.4	Sale of Council Land – Road – Bond	Costs recovery for legal, survey and valuation fees incurred for the sale. Where applicable, the balance of the bond is refundable	\$7,703.55	F	X	\$8,065.62
PS.5	Request to transfer a Crown Road to Council		\$176.10	P	X	\$184.38
PS.6	Leasing of Roads					
PS.6.1	Application for Lease – Road		\$1,183.05	F	X	\$1,238.65
PS.6.2	Lease of Road – Bond		\$3,730.75	F	X	\$3,906.10
PS.7	Easement over Council Property					
PS.7.1	Administration Fee		\$1,007.00	F	Y	\$1,054.33
PS.7.2	Bond	Costs recovery for legal, survey and valuation fees incurred for the easement. Where applicable, the balance of the bond is refundable	\$12,711.75	F	X	\$13,309.20
PS.7.3	Compensation payable to Council	As determined by a Valuation Report conducted by a Certified Practising Valuer	POA	M	Y	POA
PS.8	Ground Anchor Placement					
PS.8.1	Application fee for placement of ground anchors on Council Land		\$1,800.00	M	X	\$1,884.60
PS.8.2	Ground anchor permit	Per anchor	\$875.00	M	X	\$916.13
PS.9	Land Classification Certificate					
PS.9.1	Section 54 Local Government Act	On application	\$52.80	M	X	\$55.28
PS.10	Australian Pioneer Village					
PS.10.1	Filming or use of	To be negotiated with Lessee	POA	E	X	POA
PS.11	Native Title Advice	As per Fees FS.1 – FS.3 Provision of Native Title advice for acts undertaken on Crown Land managed by Council		M	Y	POA

Index	Fee Description	Conditions	2023/24 Fees (GST Incl)	Pricing Policy	GST	2024/25 Fees (GST Incl)
WINDSOR MALL FEES						
Bond amount of \$1,000 is required or as otherwise determined by nominated Council Officer						
PS.12	Banners					
PS.12.1	Application fee		\$116.50	F	X	\$121.98
PS.12.2	Charge for Overdue Banner	One-off payment	\$116.50	F	X	\$121.98
PS.12.3	Busking					
PS.12.4	Adult	On application	Free	N		Free
PS.12.5	Child (under 18 years)	On application	Free	N		Free
PS.12.6	Display and Promotions					
PS.12.7	For Profit Organisations					
PS.12.8	Owners/Shopkeepers in the mall		\$232.80	F	X	\$243.74
PS.12.9	Owners/Shopkeepers in the LGA		\$407.50	F	X	\$426.65
PS.12.10	Owners/Shopkeepers - Other		\$582.15	F	X	\$609.51
PS.12.11	For Non Profit Organisations					
PS.12.12	Entertainment and Events					
PS.12.13	Application Fee	Including 1 day Plus Fee PS.11.14	\$582.15	F	X	\$609.51
PS.12.14	Fee for each subsequent day		\$582.15	F	X	\$609.51
PS.12.15	Fundraising					
PS.12.16	Application Fee	For Non Profit Organisations	Free	N		Free
PS.12.17	Retail					
PS.12.18	Wagons	By licence and market evaluation	POA	M	Y	POA
PS.12.19	Other					
PS.12.20	Owners/Shopkeepers in the Mall		\$232.80	M	X	\$243.74
PS.12.21	Owners/Shopkeepers in the LGA		\$407.50	M	X	\$426.65
PS.12.22	Owners/Shopkeepers - Other		\$582.75	M	X	\$610.14
PS.12.23	Markets					
PS.12.24	Windsor Mall Markets					
PS.12.25	Application Fee	Plus Fee PS.11.26	POA	F	X	POA
PS.12.26	Charge per stall	Per day	POA	M	Y	POA
PS.12.27	Public Research					
PS.12.28	For Profit including promotions organisations					
PS.12.29	Application Fee		\$52.80	F	X	\$55.28
PS.12.30	For Non Profit organisations					
PS.12.31	Application Fee		Free	N		Free
PS.12.32	Raffles or Lotteries					
PS.12.33	For Profit, including promotions, organisations					
PS.12.34	Application Fee		\$79.30	F	X	\$83.03
PS.12.35	For Non Profit Organisations					
PS.12.36	Application Fee		Free	N		Free

Index	Fee Description	Conditions	2023/24 Fees (GST Incl)	Pricing Policy	GST	2024/25 Fees (GST Incl)
PS.12.37	Windsor Mall Rotunda					
PS.12.38	For Profit, including promotions, organisations					
PS.12.39	Application Fee	Including 1 day Plus Fee PS.11.40, where applicable	\$148.10	F	X	\$155.06
PS.12.40	Fee for each subsequent day	Per day	\$163.00	F	X	\$170.66
PS.12.41	For Non Profit Organisations					
PS.12.42	Application Fee		Free	N		Free
FOOTPATH USAGE						
PS.13	Outdoor Dining and Footpath Trading					
PS.13.1	Fee on application		\$156.00	F	X	\$163.33
PS.13.2	Approval Variation fee		\$78.00	F	X	\$81.67
PS.13.3	Annual Fee for occupation of footpath	Charge per m2 Per annum				
PS.13.4	Thompson Square and Windsor Mall environs	With the exclusion of the use/licensing of areas where specific facilities have been provided by Council, Per m2	\$114.10	M	X	\$119.46
PS.13.5	Elsewhere in Windsor, Richmond and North Richmond	Per m2	\$89.70	M	X	\$93.92
PS.13.6	Elsewhere in the city	Per m2	\$66.40	M	X	\$69.52
PS.13	Registration Fees					
PS.13.1	A' Framed sign on Council land	Annual administration fee	\$183.05	F	X	\$191.65
LEASE FEES						
PS.14	PEXA Registration Fee	Charge per document requiring registration Plus any other applicable fees for related documents eg. Plans or leases - cost plus \$150	POA	R	Y	POA
PS.15	Lease or Licence to Community and Not-for-Profit Organisations	Leasing of Council owned or managed properties				
PS.15.1	Lease preparation fee	Per lease or licence	\$797.50	M	Y	\$834.98
GOVERNANCE						
ACCESS TO INFORMATION						
CG.1	Government Information (Public Access) Act					
CG.1.1	Formal Access Applications					
CG.1.2	Application Fee	The application fee counts as payment towards any processing charge payable	\$30.00	S	X	\$30.00
CG.1.3	Processing Fee	Per hour	\$30.00	S	X	\$30.00
CG.1.4	Financial hardship and/or special public benefit reasons	50% reduction to final processing fee	POA	S	X	POA
CG.1.5	Internal Review Application Fee	No further processing fees apply to internal reviews	\$40.00	S	X	\$40.00
CG.1.6	Formal Access Applications by natural persons for their personal information only					
CG.1.7	Application fee	The application fee counts as payment towards any processing charge payable	\$30.00	S	X	\$30.00
CG.1.8	Processing fee	Per hour, after the first 20 hours	\$30.00	S	X	\$30.00

Index	Fee Description	Conditions	2023/24 Fees (GST Incl)	Pricing Policy	GST	2024/25 Fees (GST Incl)
CG.1.9	Financial hardship and/ special public benefit reasons	50% reduction to final processing fee	POA	S	X	POA
CG.1.10	Informal Access Applications					
CG.1.11	Inspections of documents at Council Offices		Free	S		Free
CG.1.12	Informal Processing Fee – Building and Development	Per hour	\$55.00	F	X	\$55.00
CG.1.13	Informal Processing Fee – Other Requests	Per hour	\$21.00	F	F	\$21.00
SALE OF DOCUMENTS						
CG.1	Suite of Corporate Documents	Annual Report, State of the Environment Report and Financial Statements				
CG.1.1	Full report					
CG.1.2	Internet		Free	N		Free
CG.1.3	Hard copy	3 part document	\$57.10	F	X	\$60.00
CG.2	Annual Report only					
CG.2.1	Internet		Free	N		Free
CG.2.2	Hard copy (1 part document)	1 part document	\$26.80	F	X	\$29.00
CG.3	State of the Environment Report only					
CG.3.1	Internet		Free	N		Free
CG.3.2	Hard copy	1 part document	\$26.80	F	X	\$29.00
CG.4	Financial Statements only					
CG.4.1	Internet		Free	N		Free
CG.4.2	Hard copy	1 part document	\$15.10	F	X	\$16.00
CG.5	Operational Plan and Delivery Program					
CG.5.1	Internet		Free	N		Free
CG.5.2	Hard Copy		\$91.95	P	X	\$91.95
CG.6	Minute Book					
CG.6.1	Copies of Minute Book	Per page	\$3.11	F	X	\$4.00
CG.6.2	Postage and packaging		POA	F	Y	POA
CG.7	Council Meeting Business Paper					
CG.7.1	Internet		Free	N		Free
CG.8	Sale of Tender Documents					
CG.8.1	Sale of Tender documents	At cost Printing, paper, expertise, overheads	POA	F	Y	POA
SUBPOENAS						
CG.9	Photocopies					
CG.9.1	Black and white – A4	Per copy	\$0.99	F	X	\$1.50
CG.9.2	Black and white – A3	Per copy	\$1.99	F	X	\$2.50
CG.9.3	Colour – A4	Per copy	\$2.31	F	X	\$2.50
CG.9.4	Colour – A3	Per copy	\$4.69	F	X	\$5.00
CG.9.5	Provision of Tapes, Discs and/or USB sticks	Each	\$47.70	F	X	\$50.00
CG.9.6	Subpoenas served on council					
CG.9.7	Application Fee for Subpoenas		\$91.60	F	X	\$100.00

Index	Fee Description	Conditions	2023/24 Fees (GST Incl)	Pricing Policy	GST	2024/25 Fees (GST Incl)
CG.9.8	Additional charge for Subpoenas served under seven days		\$160.70	F	X	\$175.00
CG.9.9	Processing charge after the 1st hour	1st hour free Per hour or part thereof	\$113.02	F	X	\$120.00
ARTS AND CULTURE – GALLERY AND MUSEUM						
REGIONAL GALLERY						
GM.1	Gallery Merchandise					
GM.1.1	Postcards, books, souvenirs, etc.					
GM.1.2	Range- \$0.05 to POA	Per item	POA	R	Y	POA
GM.1.3	Commission fee on consignment stock	Range - 20% to 50% Per item	POA	R	Y	POA
GM.1.4	Commission fee on sale of artworks	20% - 40% Commission Per item	POA	R	Y	POA
GM.2	Gallery Activities					
GM.2.1	Activities range in complexity, amount of consumables and other resources		May be a basic activity or an activity involving e.g. an author, artist, performer, speaker, facilitator or a guided tour			
GM.2.2	Range: free to POA	Per person	POA	P	Y	POA
GM.2.3	Range: free to POA	Per household, with up to 2 adults and all children under 18 residing at the same address Age ranges may apply to activities	POA	P	Y	POA
GM.3	Gallery Education Programs					
GM.3.1	Basic activity or activity with facilitator, activity with materials etc.					
GM.3.2	Range: free to POA	Per student	POA	P	Y	POA
GM.3.3	Range: free to POA	Per school group	POA	P	Y	POA
GM.4	Gallery Exhibitions					
GM.4.1	Entry fee for special exhibitions					
GM.4.2	Range: free to POA	Per person	POA	M	Y	POA
GM.4.3	Range: free to POA	Per household, with up to 2 adults and all children under 18 residing at the same address	POA	M	Y	POA
GM.4.4	Touring Exhibition Fee	Payment for exhibitions generated and toured by the Gallery	POA	M	Y	POA
REGIONAL GALLERY ROOM HIRE						
GM.5	Bond	Refundable	\$414.00	P	X	\$414.00
GM.5.1	Gallery Room Hire		Dependant on the exhibition currently on show. Access conditions may apply. Paid Gallery staff in attendance is a requirement of hire conditions. Functions held 9am-5pm weekdays (which require additional staffing), after 5pm weekdays and all functions held on weekends attract additional staffing charges: Starting from \$200 for 4 hours for a single staff member, depending on the size of the event			
GM.5.2	Monday - Friday between 9.00am - 5.00pm Not available on public holidays	Per hour Plus Fee GM.5.1 if applicable Minimum 3 hour hire	\$161.00	R	Y	\$161.00

Index	Fee Description	Conditions	2023/24 Fees (GST Incl)	Pricing Policy	GST	2024/25 Fees (GST Incl)
GM.5.3	Monday – Friday 5.00pm – 12.00am (midnight) Saturday – Sunday 9.00am – 12.00am (midnight) Not available on public holidays	Per hour Plus Fee GM.5.1 if applicable Minimum 3 hour hire	\$192.00	R	Y	\$192.00
GM.5.4	Cleaning Fee – if additional cleaning is required	As per Fees FS.1 – FS.3	POA	F	Y	POA
GM.5.5	Breakages, loss or damage	Where applicable cost recovery for replacement or repairs of community rooms and kitchen contents or building plant and equipment	POA	F	Y	POA
GM.5.6	Security or staff call-out fee	As per Fees FS.1 – FS.3	POA	M	Y	POA
GM.5.7	Collection Object photography for Gallery collection	Price will be based on photographers quote, administration cost, licensing and delivery fees		F	Y	POA
REGIONAL MUSEUM						
GM.6	Museum Merchandise					
GM.6.1	Postcards, books, souvenirs, etc.					
GM.6.2	Range- \$0.05 to POA	Per item	POA	R	Y	POA
GM.6.3	Commission fee on consignment stock	Range – 20% to 50% Per item	POA	R	Y	POA
GM.7	Museum Activities					
GM.7.1	Activities range in complexity, amount of consumables and other resources	May be a basic activity or an activity involving e.g. an author, artist, performer, speaker, facilitator or a guided tour				
GM.7.2	Range: free to POA	Per person	POA	P	Y	POA
GM.7.3	Range: free to POA	Per household, with up to 2 adults and all children under 18 residing at the same address Age ranges may apply to activities	POA	P	Y	POA
GM.8	Museum Education Programs					
GM.8.1	Basic activity or activity with facilitator; activity with materials, etc.					
GM.8.2	Range: free to POA	Per student	POA	P	Y	POA
GM.8.3	Range: free to POA	Per school group	POA	P	Y	POA
GM.9	Museum Exhibitions					
GM.9.1	Entry fee for special exhibitions					
GM.9.2	Range: free to POA	Per person	POA	M	Y	POA
GM.9.3	Range: free to POA	Per household, with up to 2 adults and all children under 18 residing at the same address	POA	M	Y	POA
GM.10	Access to Former Mortuary					
		Paid staff in attendance is a requirement of after hours access. After 5pm weekdays and on weekends: \$52.85 per hour for a single staff member				
GM.10.1	Staff attendance charged on an hourly basis	Per hour or part thereof, (Minimum charge – \$56.00)	\$53.00	F	Y	\$56.00
GM.11	Photographs and Images					
	Refer to Fees LS.3.1 – LS.3.10					
GM.11.1	Collection Object photography for Gallery collection	Price will be based on photographers quote, administration cost, licensing and delivery fees		F	Y	POA

Index	Fee Description	Conditions	2023/24 Fees (GST Incl)	Pricing Policy	GST	2024/25 Fees (GST Incl)
REGIONAL MUSEUM ROOM HIRE						
GM.12	Bond	Refundable	\$414.00	P	X	\$414.00
GM.12.1	Museum Room Hire	Dependant on the exhibition currently on show. Paid Museum staff in attendance is a requirement of hire conditions. Functions held 9am-5pm weekdays (which require additional staffing), after 5pm weekdays and all functions held on weekends attract additional staffing charges: Starting from \$200 for 4 hours for a single staff member, depending on the size of the event	POA	R	Y	POA
GM.12.2	Hugh Williams Room only Monday - Friday 9.00am-5.00pm Not available on Public Holidays	Per hour Plus Fee GM.12.1 if applicable	\$41.00	R	Y	\$41.00
GM.12.3	Hugh Williams Room only Saturday - Sunday 9.00am-12.00am (midnight) Monday - Friday 5.00pm - 12.00am (midnight) Not available on Public Holidays	Per hour Plus Fee GM.12.1 if applicable	\$47.00	R	Y	\$47.00
GM.12.4	Hugh Williams Room and Museum exhibition areas Monday - Friday 9.00am - 5.00pm Not available on Public Holidays	Per hour Plus Fee GM.12.1 if applicable	\$161.00	R	Y	\$161.00
GM.12.5	Hugh Williams Room and Museum exhibition areas Monday - Friday 5.00pm -12.00am (midnight) Saturday - Sunday 9.00am -12.00am (midnight) Not available on Public Holidays	Per hour Plus Fee GM.12.1 if applicable	\$192.00	R	Y	\$192.00
GM.12.6	Howe House Monday - Friday 9.00am - 5.00pm Not available on Public Holidays	Per hour Plus Fee GM.12.1 if applicable	\$63.00	R	Y	\$63.00
GM.12.7	Howe House Monday - Friday 5.00pm - 12.00am (midnight) Saturday - Sunday 9.00am -12.00am (midnight) Not available on Public Holidays	Per hour Plus Fee GM.12.1 if applicable	\$105.00	R	Y	\$105.00
GM.12.8	Hugh Williams Room, Museum exhibition areas and Howe House Monday - Friday 9.00am - 5.00pm Not available on Public Holidays	Per hour Plus Fee GM.12.1 if applicable	\$210.00	R	Y	\$210.00
GM.12.9	Hugh Williams Room, Museum exhibition areas and Howe House Monday - Friday 5.00pm - 12.00am (midnight) Saturday - Sunday 9.00am -12.00am (midnight) Not available on Public Holidays	Per hour Plus Fee GM.12.1 if applicable	\$240.00	R	Y	\$240.00
GM.12.10	Cleaning Fee	As per Fees FS.1 - FS.3	POA	F	Y	POA
GM.12.11	Breakages, loss or damage	Where applicable cost recovery for replacement or repairs of community rooms and kitchen contents or building plant and equipment	POA	F	Y	POA
GM.12.12	Security or staff call-out fee	As per Fees FS.1 - FS.3	POA	M	Y	POA

Index	Fee Description	Conditions	2023/24 Fees (GST Incl)	Pricing Policy	GST	2024/25 Fees (GST Incl)
ARTS AND CULTURE – LIBRARY SERVICES						
LIBRARY SALES						
LS.1	Merchandise	Library bags, maps, plastic, etc.				
LS.1.1	Range- \$0.05 to POA	Per item	POA	R	Y	POA
LS.1.2	Commission fee on consignment stock	Range - 20% to 50% Per item	POA	R	Y	POA
LIBRARY ACTIVITIES						
LS.2	Library Activities					
LS.2.1	Activities range in complexity, amount of consumables and other resources	May be a basic activity or an activity involving e.g. an author, artist, performer, speaker, facilitator or a guided tour or school program				
LS.2.2	Range: free to POA	Per person	POA	P	Y	POA
LS.2.3	Range: free to POA	Per group	POA	P	Y	POA
LS.3	Images and Copying	Includes physical photographs and digital files				
LS.3.1	Supply of digital copies of images or materials from the Local Studies Collection					
LS.3.2	Low resolution digital images downloaded from the Library website	For personal use only e.g. Private research or display, reference and study purposes, presentations Image/s not used for commercial purposes or reproduction	Free	N		Free
LS.3.3	General purpose digital files	For personal use only e.g. Private research or display, reference and study purposes, presentations Image/s not used for commercial purposes or reproduction \$20.00 plus Fee LS.17	POA	P	X	POA
LS.3.4	High resolution digital files	For personal use only e.g. Private research or display, reference and study purposes, presentations Image/s not used for commercial purposes or reproduction \$40.00 plus Fee LS.17	POA	P	X	POA
LS.3.5	Reproduction Fee – where photograph is owned by Council	Reproduction rights are not granted with the download or purchase of any digital file of photographs or images. If you would like to publish an image please complete a Permission to publish form. Email history@hawkesbury.nsw.gov.au				
LS.3.6	Reproduction Fee for Local Community Groups residing in the LGA – For Library, Museum and Gallery.	Free plus cost of supply of photograph file; Fees LS.3.1 – LS.3.4 plus; Fee LS.17	POA	R	Y	POA
LS.3.7	Reproduction Fee for other users – For Library, Museum and Gallery.	Contact the Library, Gallery or Museum directly for print, usage and licencing fees for images across various mediums	POA	R	Y	POA
LS.3.8	Photograph and Scan Delivery	General purpose digital files may be emailed. High resolution digital files must be delivered using online delivery service. Fees apply for supply of a USB and postage and handling, where applicable				
LS.3.9	USB	Refer to Fee LS.1	POA	F	Y	POA
LS.3.10	Postage and handling within Australia	Recovery of postage and handling costs	\$12.00	F	Y	POA
LS.4	Card replacement	Borrower's cards – lost or damaged Original card is free	\$4.20	F	X	\$4.40

Index	Fee Description	Conditions	2023/24 Fees (GST Incl)	Pricing Policy	GST	2024/25 Fees (GST Incl)
LS.5	Public Computer Visitor Card – One day	Cost per day Time limits apply Wireless access is free of charge	\$4.20	R	Y	\$4.40
LS.6	Public Computer Visitor Card – One week	Cost per week Time limits apply Wireless access is free of charge	\$16.50	R	Y	\$17.28
LS.7	Temporary library membership	Fee for three month temporary Library membership for non-residents who live outside of NSW or unable to provide ID, as well as overseas visitors	\$33.00	F	Y	\$34.55
LS.8	Ex-Library stock, donations including books and AV formats (poor/good condition) sales		POA	P	Y	POA
LS.9	Inter Library Loan from a Special or Uni Library	Where applicable, cost recovery of outsourced service Plus Fees LS.9.1				
LS.9.1	Inter Library Loan handling fee	Per item	\$4.20	P	Y	\$4.40
LS.9.2	Book or Journal Articles – Black and white	First 25 pages Plus Fee LS.9.3 where applicable	POA	E	Y	POA
LS.9.3	Additional 25 pages		POA	E	Y	POA
LS.9.4	Colour copies		POA	E	Y	POA
LS.9.5	Lost or damaged inter library loan items		POA	E	X	POA
LS.10	Damaged, Lost or Non repairable items					
LS.10.1	Non repairable or Lost item or component of a kit					
LS.10.2	Replacement cost	Plus Fee LS.10.3	POA	F	X	POA
LS.10.3	Processing fee		\$10.60	P	X	\$11.10
LS.11	Repairable damaged item		\$12.90	P	X	\$13.51
LS.12	Photocopies and Printouts	Black and white				
LS.12.1	A4 size		\$0.20	F	Y	\$0.20
LS.12.2	A3 size		\$0.40	F	Y	\$0.40
LS.13	Photocopies and Printouts	Colour				
LS.13.1	A4 size		\$1.00	R	Y	\$1.00
LS.13.2	A3 size		\$2.00	R	Y	\$2.00
LS.14	Reader printer	Microfilm/Microfiche	\$0.20	R	Y	\$0.20
LS.15	Scanning – self service		Free	N		Free
LS.16	Scanning service	Per page	\$0.20	P	Y	\$0.20
LS.17	Research fee including local studies, reference and reproduction search fee	As per Fee FS.2	POA	P	F	POA
LS.18	Invigilator service (Exam supervision)	\$51.75 per hour to cover cost of staff member Hire of suitable meeting room is student responsibility	POA	P	Y	POA
LS.19	Book Club kits	Per Book Club Valid for 1 year, includes up to 8 books in a set and reading notes. Up to 11 sets in a year	\$52.00	P	F	\$54.44
LS.20	Disc cleaning (DVD/CD)	Per disc One week turnaround	\$2.30	P	Y	\$2.30
LS.21	3D Printing	Fee payable for single print up to 20 grams of filament plus \$0.25 per gram thereafter. Additional set up fee of \$5 per job. Jobs are capped at 10 hours.	\$10.40	P	Y	\$10.89

Index	Fee Description	Conditions	2023/24 Fees (GST Incl)	Pricing Policy	GST	2024/25 Fees (GST Incl)
MEETING ROOMS						
LS.21	Bond	Refundable bond - applicable to all hirers	\$105.00	P	X	\$105.00
LS.21.1	Meeting Room Access Card	Access card fee for meeting room users who have multiple bookings. Meeting room can be accessed without staff involvement		P		
LS.21.2	Administration Fee - Local Community Groups (Refer to Fees and Charges Explanatory Notes)	Per annum	\$20.00	P	Y	\$20.94
LS.22	Meeting Rooms Hire					
LS.22.1	Tebbutt Room					
LS.22.2	Category A - Local Community Groups	(Refer to Fees and Charges Explanatory Notes)	Free	N		Free
LS.22.3	Category B - Community Organisations	(Refer to Fees and Charges Explanatory Notes)	\$21.00	P	Y	\$22.00
LS.22.4	Category C - Business hire	(Refer to Fees and Charges Explanatory Notes) Monday - Friday 8.30am - 10.30pm Saturday - Sunday 9.00am - 10.30pm Not available on Public Holidays Per hour	\$42.00	M	Y	\$44.00
LS.22.5	Stan Stevens Studio					
LS.22.6	Category A - Local Community Groups	Refer to Fees and Charges Explanatory Notes	Free	N		Free
LS.22.7	Category B - Community Organisations	Refer to Fees and Charges Explanatory Notes	\$17.00	P	Y	\$17.80
LS.22.8	Category C - Business hire	Refer to Fees and Charges Explanatory Notes Monday - Friday 8.30am - 10.30pm Saturday - Sunday 9.00am - 10.30pm Not available on Public Holidays Per hour	\$34.00	M	Y	\$35.60
LS.22.9	Rozzoli Room					
LS.22.10	Category A - Local Community Groups	Refer to Fees and Charges Explanatory Notes	Free	N		Free
LS.22.11	Category B - Community Organisations	Refer to Fees and Charges Explanatory Notes	\$11.00	P	Y	\$11.52
LS.22.12	Category C - Business hire	Monday - Friday 8.30am - 10.30pm Saturday - Sunday 9.00am - 10.30pm Not available on Public Holidays Per hour Refer to Fees and Charges Explanatory Notes	\$22.00	M	Y	\$23.03
LS.22.13	Meeting Rooms and Kitchens Cleaning Fee	Applicable to Local Community Groups and hirers As per Fees FS.1 - FS.3	POA	F	Y	POA
LS.22.14	Security or staff call-out Fee	Applicable to Local Community Groups and hirers As per Fees FS.1 - FS.3	POA	M	Y	POA
LS.22.15	Replacement of Meeting Room access card	Community Room Access	\$30.00	R	X	\$30.00
LS.22.16	Cancellation Fee	Bookings cancelled within five business days prior to booking will be required to pay the standard hire fee	POA	M	X	POA
LS.22.17	Equipment Hire					
LS.22.18	Refundable bond on equipment	Applicable to Local Community Groups and hirers	POA	P	X	POA

Index	Fee Description	Conditions	2023/24 Fees (GST Incl)	Pricing Policy	GST	2024/25 Fees (GST Incl)
LS.22.19	Failure to pack up equipment and furniture fee	Applicable to Local Community Groups and hirers As per Fees FS.1 – FS.3	POA	M	Y	POA
LS.22.20	Breakages, loss or damage	Applicable to Local Community groups and hirers. Cost recovery for replacement or repair of meeting rooms and kitchen contents or building plant and equipment.	POA	F	Y	POA

FINANCIAL SERVICES

PROFESSIONAL AND ADMINISTRATION FEES

FS.1	Staff technical/professional project services- General Manager, Directors, General Counsel, Managers	Per hour or part thereof (Min \$207.03)	\$195.87	M	Y	\$207.03
FS.2	Staff technical/professional project services- General	Per hour or part thereof (Min \$155.29)	\$146.92	M	Y	\$155.29
FS.3	Staff technical/professional project services- Administrative/Clerical	Per hour or part thereof (Min \$103.54)	\$97.96	M	Y	\$103.54

ADMINISTRATION CHARGES

FS.4	Refunds Requests		\$42.15	P	Y	\$44.55
FS.5	Administration Fee for cancelled, dishonoured or disputed payments	Plus additional charges from bank for trace, recall, dishonour or chargeback	\$45.00	F	Y	\$47.50
FS.6	Private Works Administration Charges	Up to 20% of cost	POA	F	Y	POA
FS.7	Administration Charges for Grant Reporting - Council as an Agent	As negotiated between parties prior to agreement for Council to administer grant	POA	F	Y	POA
FS.8	Project Management Charges for Delivery of Works - Council as an Agent	As negotiated between parties prior to agreement for Council to manage project	POA	F	Y	POA
FS.9	Copy of Rate Notice		\$25.00	F	X	\$26.50

SECTION 603 CERTIFICATES

FS.14	S.603 Certificate	or as determined by Legislation	\$95.00	S	X	\$100.00
FS.15	S.603 Certificate Urgency Fee	Plus Fee FS.14	\$30.00	F	X	\$31.50

GENERAL COUNSEL

LEGAL CHARGES

GC.1	Court Fees	as per Court Fees Schedule	POA	E	X	POA
------	------------	----------------------------	-----	---	---	------------



ANIMAL FLATS

HAWKESBURY CITY C...

OUR
POOR RECOVERY
COMMUNITY CONSULTATIONS
WASTE INFORMATION
WHAT'S AT THE
HAWKESBURY

HAWKESBURY CITY COUNCIL
CONNECTING
THE HAWKESBURY





Address 366 George Street, Windsor NSW 2756
Mailing Address PO Box 146, Windsor NSW 2756
Phone (02) 4560 4444
Email council@hawkesbury.nsw.gov.au
Website www.hawkesbury.nsw.gov.au
Office Hours Monday to Friday 8:30am – 5pm