



# HAWKESBURY CITY COUNCIL

## OPERATIONAL PLAN 2023/2024







## **STATEMENT OF COMMITMENT TO FIRST NATIONS PEOPLES**

Council acknowledges the Darug and Darkinjung peoples as the Traditional Custodians of the land throughout the Hawkesbury.

Council recognises the continuing connection of First Nations people to their Country and respects the cultures and histories of Aboriginal and Torres Strait Islander peoples as the first peoples of this land.









*McQuade Park, Windsor*



# CONTENTS

A Message from Our Councillors	6
Our Community's Vision	7
Operational Plan 2023/2024 Summary	8
Flood Recovery and Community Resilience	9
Local Infrastructure Recovery Snapshot	10
WestInvest Program	12
Works Program Snapshot	14
Our Budget	16
Integrated Planning and Reporting Framework	18
Operational Plan 2023/2024 Actions	20
Summary of Major Functions	35
2023/2024 Estimates of Income and Expenditure	37
Glossary of Terms	39
Capital Works Program	41
2023/2024 Revenue Policy	48
2023/2024 Fees and Charges	61



# A MESSAGE FROM OUR COUNCILLORS

Council is proud to present the 2023/2024 Operational Plan.

The Plan highlights Council's contribution to delivering the four Community Outcomes outlined in our long-term Community Strategic Plan: The Hawkesbury 2042 - It's Our Future.

This Plan represents the second year of action under the 2022-2026 Delivery Program, outlining specific details of the projects and activities that will be undertaken in the coming financial year.

Our continued commitment to the Hawkesbury community is to deliver on the actions contained within the 2023/2024 Operational Plan and to keep you informed of this progress.

Major Operational Plan highlights for 2023/2024 include:

- \$65.6 million on improving local roads and drainage
- \$27.9 million on upgrading public spaces, parks, sports and recreation
- \$25.9 million on community and culture including community buildings, local events, our Libraries, Gallery and Museum
- \$37.8 million to be spent on waste collection, landfill and sewer

Key initiatives will include:

- Continued focus on flood recovery works across the Hawkesbury
- Future planning, and early commencement of the city shaping WestInvest projects.
- Significant strategy and policy development to strengthen Council's leadership of the region
- Continuing to provide quality services for our community.

We are working closely with our Executive Team to ensure the successful implementation and reporting of this Operational Plan.

As in previous years, we will report back to our community via the Six Monthly Progress Report and Annual Report on what has been achieved, and progress made during implementation.

We look forward to delivering these actions for our community, continuing to drive progress towards the vision for the Hawkesbury.





# OUR COMMUNITY'S VISION

We see the Hawkesbury as a vibrant and collaborative community living in harmony with our history and environment, whilst valuing our diversity, striving for innovation, a strong economy and retaining our lifestyle and identity.

*Community Strategic Plan - The Hawkesbury 2042*





# OPERATIONAL PLAN 2023/2024 SUMMARY

## THE PLAN

The Operational Plan is Council’s action plan for achieving the community priorities outlined in the Community Strategic Plan. It is prepared each year and identifies the projects, programs and activities that Council will fund and deliver across the next 12 months.

Our Operational Plan 2023/2024 was developed through an extensive planning and prioritisation process. It contains 142 key actions for delivery across a wide range of services and work areas, a comprehensive capital works program and annual budget. The plan is structured around delivering on the four key Community Outcomes of our Community Strategic Plan: The Hawkesbury 2042 – It’s Our Future:

- Great Place to Live
- Protected Environment and Valued History
- Strong Economy
- Reliable Council

## KEY PRIORITIES 2023/2024



**\$60Million Capital Program focused on flood recovery, grant funded works and asset renewal**

*Planning for WestInvest projects to create recreation, culture and amenity opportunities across the Hawkesbury*



**Commitment to core service delivery to keep the Hawkesbury running and provide for our community**

*Strategy and policy development to strengthen our governance, leadership, and advocacy for the Hawkesbury*





# FLOOD RECOVERY AND COMMUNITY RESILIENCE

## OUR HISTORY OF FLOODS

The Hawkesbury community has faced several natural disasters in recent years, including floods, bushfires, and the COVID-19 pandemic. In March and July 2022, floods hit the area again, causing widespread damage. These floods were the largest to impact upon the Hawkesbury in 44 years and compounded the effects on our community, environment and infrastructure of the previous flooding through 2020 and 2021. The remarkable strength, generosity and support shown throughout these testing times is a testament to the values and resilience of our people.

## BUILDING BACK BETTER

Council is working with government and non-government agencies to drive the community's recovery. Project teams and working groups are focusing on waste and the environment, infrastructure and planning, social and community support, agriculture and business recovery, grants, and effective communications.

In March 2022, Council established a dedicated Infrastructure Recovery Team to progress the projects from previous flooding and scope, assess and deliver recovery works from the March flood event. The team were well progressed with the assessment of damage when the July flood occurred, resulting in the need to begin the process all over again, given that this flood was higher and Council was required to demonstrate the increased level of damage for funding and auditing purposes.

This assessment work was completed in the first half of the 2022-23 financial year, and Council is now well into the reconstruction phase.

Despite the challenges faced by the Hawkesbury community, they have demonstrated remarkable strength and resilience. The floods of the past two years have been devastating, but we have come together to support those impacted. While the road to recovery will be long, the Hawkesbury remains committed to re-building and coming back stronger.

## NEXT 12 MONTHS

The continued recovery of the Hawkesbury remains a key focus for 2023/2024. Council has received significant funding from State and Federal Governments to recover and repair Hawkesbury's roads and damaged infrastructure. This funding and ongoing support is vital to repairing and building on our future resilience.



# LOCAL INFRASTRUCTURE RECOVERY SNAPSHOT

## GRANT FUNDING

Funding received under State and Federal Government grant programs is being added to Council's budget and works program, to accelerate the recovery of infrastructure in our region in the coming years. This includes damaged parks and recreation spaces, roads, bridges and drainage infrastructure.

Several projects have been completed, with many more in the planning and delivery phase throughout 2023/2024. Due to funding arrangements, these works will be added to Council's budget and works program as funding becomes available. Council provides regular updates on its recovery program through our *Renewing Hawkesbury's Roads* website hub.

In addition to those listed below, Council has also applied for \$20 Million in funding under the Infrastructure Betterment Fund to build back assets that can better withstand future natural disasters.

Specific roads may appear in multiple sections of the Operational Plan 2023/2024, reflecting the different funding sources allocated to completing these projects.

## DISASTER RECOVERY FUNDING ARRANGEMENTS - \$240M

Funding for the repair, restoration and enhancement of damaged community infrastructure including roads, bridges and drainage.

### Completed Projects:

- Sackville Road, Sackville
- Pitt Town Bottoms Road, Pitt Town
- Upper Colo Road landslips
- Greens Road, Lower Portland
- Replacement of Upper Colo Bridge
- Bowen Mountain Road
- King Road, Lower Portland
- Grono Farm Road, Wilberforce

### Key Projects:

- Cornwallis Road, Cornwallis
- Thomas James Bridge, Wiseman Ferry
- Valley Way, Tennyson
- Gorricks Run Causeway, Upper Macdonald





## REGIONAL AND LOCAL ROADS REPAIR PROGRAM – \$11.5 MILLION

Funding for urgent repairs to the local and regional road network, including road repairs, priority corrective maintenance works and the repair of potholes on regional and local roads.

### Key Projects:

- Golden Valley Drive, Golossodia
- Rose Crescent, Glossodia
- Sackville Road, Wilberforce, Ebenezer and Sackville
- Spinks Road, Glossodia
- Tizzana Road, Sackville
- Blaxland Ridge Road, East Kurrajong
- Bull Ridge Road, East Kurrajong
- East Kurrajong Road, Kurrajong

## HAWKESBURY LOCAL ROADS UPGRADE PROGRAM – \$11.2 MILLION

Funding for the renewal and upgrade of key roads within Council’s road network.

### Key Projects:

- Scheyville Road, Maraylya
- Walker Street, South Windsor
- Wire Lane, Freemans Reach
- Packer Road, Blaxlands Ridge
- Boundary Road, Oakville/Maraylya
- Argyle Street, South Windsor
- Comleroy Road, East Kurrajong
- Spinks Road, Glossodia

## COMMUNITY LOCAL INFRASTRUCTURE PROGRAM – \$8.5 MILLION

Funding for repairs and improvements to damaged local community infrastructure including sporting facilities, recreational facilities and riverbanks. In addition, a further \$7.5 million worth of asset and recreational repair works is currently awaiting approval from the NSW Government.

### Key Projects:

- **Riverbank Recreation Area Repairs** – Projects to stabilise and restore supportive riverbanks and associated infrastructure such as walking tracks and picnic settings at Argyle Memorial Reserve, Howe Park and Churchill Wharf Reserve in Richmond Lowlands. These works will reopen areas currently closed or restricted after 2021 storm and floods.
- **Yarramundi Reserve** – Upgrade of damaged assets in the Yarramundi Reserve, a popular recreational destination, ensuring it is more resilient to future flood events.
- **Bensons Lane Sporting Complex, Richmond Lowlands** – Enhancing damaged sporting infrastructure and improving the resilience of facilities across key Hawkesbury sportsgrounds to withstand future flood events. Facilities to be repaired include driveways, turf cricket wickets, electronic scoreboards and pavement.



# WESTINVEST PROGRAM

## THE PROCESS

In 2022, the NSW Government created the Westinvest funding program, which provided 15 Western Sydney Councils a total of \$2 billion – consisting of \$400 million of guaranteed funding and \$1.6 billion of competitive funding to deliver transformational infrastructure.

Hawkesbury City Council has received \$98 million in funding, contributing to a total of \$113 million to deliver significant recreation, culture and amenity projects for the Hawkesbury community.

Council will be resourcing the project management capability to deliver the projects in 2023/2024, with significant planning and design for each project. Some projects will commence as designs are completed and funding becomes available. The community will be informed and updated as the projects take shape.

## THE PROJECTS



### **RICKABY'S CREEK BRIDGE CYCLEWAY**

Construction of a shared-path crossing from Richmond to the off-road cycleway with improved safety, providing an off-road crossing of Rickaby's Creek and enhancing linkages between Windsor and Richmond.



### **TAMPLIN FIELD HOBARTVILLE REDEVELOPMENT**

Tamplin Field will be redeveloped into a first-class athletics precinct, complete with an all weather playing surface, increasing the resilience of the site to weather and facilitating a wider range of uses. Lighting, parking and amenities will also be improved.



### **OASIS AQUATIC AND FITNESS CENTRE IMPROVEMENTS**

Upgrades to the facility including children's splash park, shallow-depth program pool, deck space, increased parking and outdoor gym.



### **KURRAJONG TO KURMOND CYCLEWAY**

Delivery of a shared off-road path alongside Bells Line of Road between Kurmond and Kurrajong, increasing active transport and recreation options for residents and tourists.



## WOODBURY RESERVE GLOSSODIA UPGRADE

Significant upgrades of the recreation spaces including new playground, multi-purpose courts, amenities building, parking, shared paths, barbecue facilities and off-leash area.



## RICHMOND SWIMMING CENTRE UPGRADE

The redevelopment of the current 1960s facility will greatly improve the accessibility and services on offer at the swimming centre and enable it to operate all year round. Improvements include all season usage, accessibility upgrades, interactive splash feature park, increased shade, picnic facilities and improved amenities.



## FERNADELL PARK PITT TOWN AND COMMUNITY FACILITY REDEVELOPMENT

Significant redevelopment of the recreation spaces including new multipurpose fields, sports lighting, parking, amenities, play space, fitness equipment and integrated community centre.



## NORTH RICHMOND COMMUNITY PRECINCT

The redevelopment of the North Richmond Community Centre will create a hub that will serve as a meeting and cultural space, social and recreational hub, and a much-needed fit-for-purpose emergency evacuation centre for our community residing west of the Hawkesbury River.



## DISCOVERING HAWKESBURY WAYFINDING AND SIGNAGE

This project will introduce a cohesive and consistent signage suite to assist user friendly navigation throughout the important places, histories and stories of the Hawkesbury region.



# WORKS PROGRAM SNAPSHOT

## MAJOR WORKS AND HIGHLIGHTS

### COUNCIL AND COMMUNITY BUILDINGS – \$6.3M



- Hawkesbury Rural Fire District Control Centre
- North Richmond Community Precinct
- Accessibility Program
- Childcare Centre Renewals
- Split Airconditioning Replacement Program

### PUBLIC DOMAIN, OPEN SPACE AND RECREATION – \$14M



- Fernadell Park Masterplan Implementation
- Freemans Reach Reserve Playground
- Windsor Town Centre Revitalisation
- Parks Renewal Program
- Wayfinding and Signage Program

### SEALING OF GRAVEL ROADS – \$4.2M



- Greens Road, Lower Portland
- Packer Road, Blaxlands Ridge



## ROAD REHABILITATION AND UPGRADES – \$10.4M



- Argyle Street, South Windsor
- Blackman Crescent, South Windsor
- Boundary Road, Oakville
- Bowen Mountain Road, Grose Vale
- Comleroy Road, East Kurrajong
- East Kurrajong Road, East Kurrajong
- George Street, Windsor
- Grose Vale Road, North Richmond
- Grose Wold Road, Grose Wold
- Kurmond Road, Kurmond
- Oakville Road, Oakville
- Scheyville Road, Maraylya
- Spinks Road, Glossodia
- Vineyard Road Infrastructure
- Walker Street, South Windsor
- White Place, South Windsor
- Wire Lane, Freemans Reach

## STORMWATER DRAINAGE IMPROVEMENT PROGRAM – \$10.8M



- New Vineyard Infrastructure
- Price Lane, Agnes Banks
- Tizzana Road, Sackville
- Reedy Road, Cattai

## OTHER



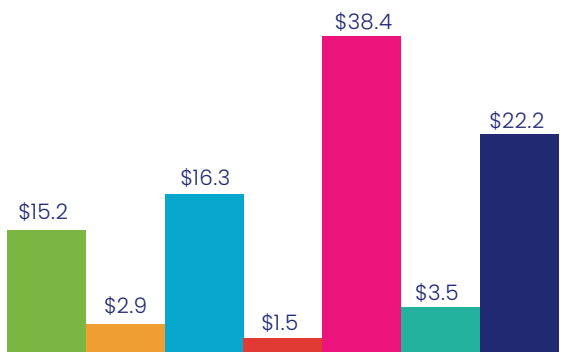
- Road Surface Renewals – \$4.5M
- Extension of Cycleways – \$0.3M
- Bathurst Street, Pitt Town Footpath – \$0.1M
- Footpath Renewal Program – \$0.2M
- Lower Portland Ferry Refurbishment – \$0.5M
- Kurmond Shop Carpark Renewal – \$0.2M
- Contribution to Hawkesbury Sports Council – \$1.2M
- Contribution to Emergency Services – \$3.0M
- Library Resources – \$0.3M
- Holding and Sponsorship of Events – \$0.8M
- Nutrient Offset Framework – \$2.5M

# OUR BUDGET

Where does Council spend our money?	\$Million
Community and Culture	25.9
Corporate Services	4.9
Public Spaces, Parks, Sports and Recreation	27.9
Regulation and Community Safety	2.6
Road and Drainage Infrastructure	65.6
Strategic Planning	6.0
Waste Management and Resource Recovery	37.8
<b>TOTAL</b>	<b>170.6</b>

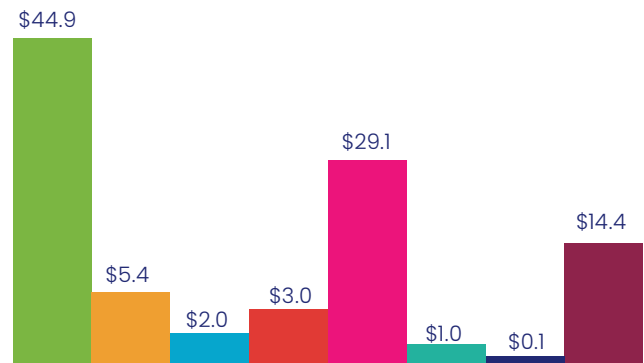
Where does the money come from?	\$Million
Rates and Annual Charges	76.7
User Charges and Fees	9.2
Interest and Dividends	3.4
Other Revenue	5.2
Grants and Contributions	49.7
Sale of Assets	1.7
Internal Reserves (Net)	0.2
Depreciation	24.6
<b>TOTAL</b>	<b>170.6</b>

## HOW COUNCIL WILL SPEND EVERY \$100



- Community and Culture
- Corporate Services
- Public Spaces, Parks, Sports and Recreation
- Regulation and Community Safety
- Roads and Drainage Infrastructure
- Strategic Planning
- Waste Management and Resource Recovery

## HOW COUNCIL WILL FUND THIS WITH EVERY \$100



- Rates and Annual Charges
- User Charges and Fees
- Interest on Investments
- Other Revenue
- Grants and Contributions
- Sales of Assets
- Reserves
- Depreciation







# INTEGRATED PLANNING AND REPORTING FRAMEWORK

## THE PROCESS

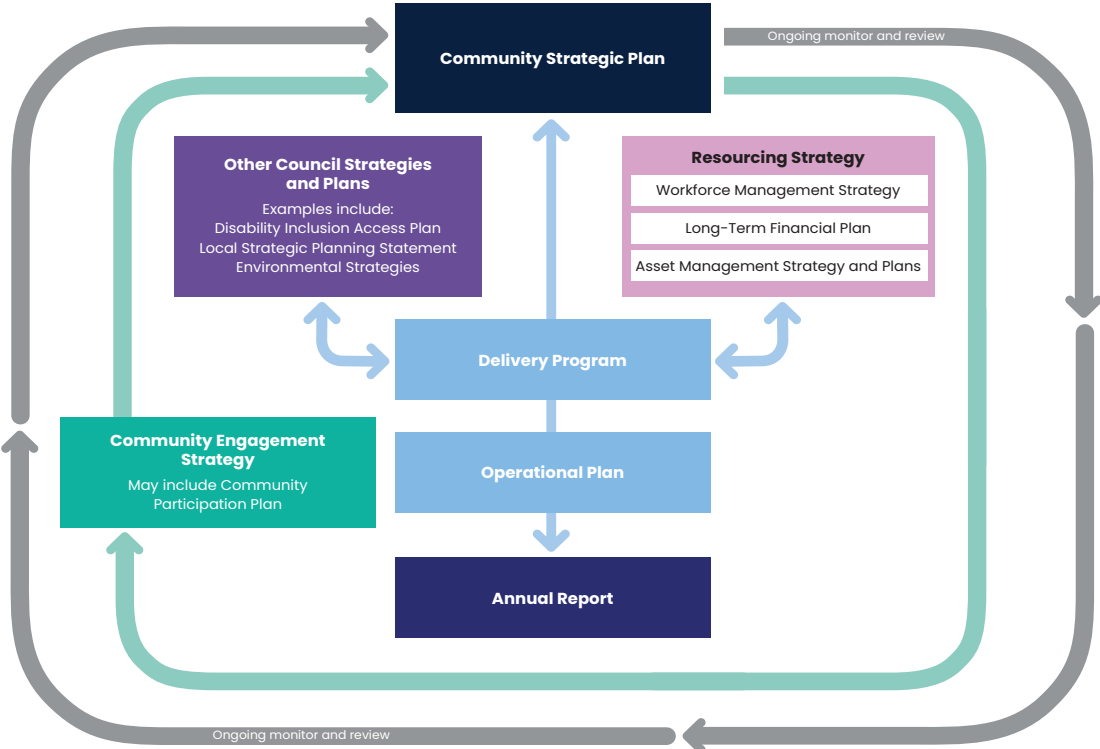
All Councils in NSW operate under the Integrated Planning and Reporting (IP&R) framework. The IP&R framework guides how each Council develops, documents and reports on their strategic plans under the Local Government Act 1993. It ensures that Council has effective plans for the future of the region, robust actions and projects to move things forward, and touch points to engage and update the community.

## COMMUNITY STRATEGIC PLAN

The Community Strategic Plan (CSP) sits above all other Council Plans and Policies. Its purpose is to identify the community’s long term (10+ years) priorities, aspirations and outcomes for the future. The strategies in it consider the social, environmental and economic issues that affect the community, and the level of resources realistically available. It also takes into account State and regional planning, as well as civic leadership for the region.

While Council has a custodial role in preparing and updating the Community Strategic Plan on behalf of the Hawkesbury, it is not wholly responsible for its implementation. Other partners, such as State agencies and community groups will be engaged in delivering the long term strategies of the plan.

The CSP is then supported by the strategies and plans developed by Council, which directly translate these priorities and aspirations into activities, actions and projects Council will deliver and resource to achieve the CSP.



Office of Local Government - Integrated Planning and Reporting Framework 2021



## DELIVERY PROGRAM

The Delivery Program details the principal activities to be undertaken by Council over a four year period to implement the strategies established by the Community Strategic Plan within the resources available under the Resourcing Strategy.

The Council must establish a new Delivery Program after each ordinary election of Councillors to cover the principal activities of the Council for the four year period commencing on 1 July following an ordinary election.

Regular progress reports are provided to the Council and community on its implementation at least every six months.

## OPERATIONAL PLAN (THIS DOCUMENT)

The Operational Plan spells out the details of the Delivery Program by identifying the actions and projects to be engaged in by Council during the year to achieve the Delivery Program principal activities.

The Operational Plan includes Council's annual capital works program, budget and Statement of the Revenue Policy.

## RESOURCING STRATEGY

The Resourcing Strategy ensures Council has what it needs (i.e. time, money, assets and people) to deliver the activities, actions and projects of the Delivery Program and Operational Plan. It involves three main plans:

- Long Term Financial Planning
- Workforce Management Planning
- Asset Management Planning.

## ANNUAL REPORT

The Annual Report is one of the key points of accountability between Council and the community.

The Annual Report focuses on Council's implementation of the Delivery Program and Operational Plan. The report also includes some information that is prescribed by the Local Government (General) Regulation 2021. This information has been included in the Regulation because the State Government believes that it is important for community members to know about it, to help their understanding of how Council has been performing both as a business entity and a community leader.



# OPERATIONAL PLAN 2023/2024

## ACTIONS

### 1. Great Place to Live

1.1 Enable a shared responsibility for community resilience, community safety and disaster management		
<b>1.1.1 Meet the needs of our community through effective flood, fire and other natural disaster management plans that promote the protection of life, property and infrastructure</b>	Finalise floodplain risk management projects including review of Hawkesbury Floodplain Risk Management Study and Plan, Macdonald River, Colo River, Webbs and Greens Creek Flood Risk Management Study and Plan and Redbank Creek Flood Study.	Strategic Planning
	Work with the NSW Rural Fire Service to develop and implement yearly hazard reduction programs on community managed land.	City Services
	Develop and implement the Resilient Hawkesbury 2030 Plan.	Community Planning and Partnerships
<b>1.1.2 Make the Hawkesbury a friendly place where people feel safe</b>	Develop a renewed Family and Domestic Violence Action Plan.	Community Planning and Partnerships
	Deliver community safety projects and activities in conjunction with Hawkesbury Police Area Command to reduce crime and improve community safety.	Community Planning and Partnerships
	Implement priority activities and campaigns in the Road Safety Action Plan.	Community Planning and Partnerships
	Develop Community Services Outcomes Framework.	Community Planning and Partnerships
	Implement Child Safe Organisation audit outcomes.	Community Planning and Partnerships
1.2 Encourage and enable our community to participate in a healthy lifestyle		
<b>1.2.1 Encourage and enable our community to participate in a healthy lifestyle</b>	Develop Partnerships to implement community resilience and mental health programs in particular mental health outreach programs.	Community Planning and Partnerships
	Develop Disability Inclusion Action Plan.	Community Planning and Partnerships
<b>1.2.2 Encourage active participation in a range of sporting and recreational pursuits</b>	Continue work with the City Deals Health Alliance for the joint planning of programs which support healthy lifestyles.	Community Planning and Partnerships



2023/2024 Operational Plan Action		Responsibility
<b>1.3 Increase the range of local partnerships and plan for the future</b>		
<b>1.3.1 Encourage and facilitate community partnerships</b>	Continue providing financial and other support through the sponsorship of community programs and events.	Community Planning and Partnerships
<b>1.3.2 Support and expand active volunteering</b>	Grow the Arts and Culture volunteering program.	Arts and Culture
	Support volunteer bushcare groups and engage with corporate volunteer programs.	City Services
	Support Clean-up Australia Day volunteers.	Strategic Planning
	Implement the actions of the Volunteer Strategy.	Community Planning and Partnerships
<b>1.3.3 Advocate and facilitate constructive and productive partnerships with residents, community groups and institutions</b>	Continue a review of third party relationships, building upon learnings from initial reviews.	Governance
	Provide corporate governance and financial services to delegated managing agents for Council's externally funded community services.	Community Planning and Partnerships
<b>1.3.4 Develop opportunities for active involvement of residents in the management of parks and public spaces in the Hawkesbury</b>	Support Hawkesbury Sports Council to work with sporting clubs to develop two and five year plans for their sports	City Services
	Finalise and implement the Social Infrastructure Strategy, supporting inclusive decision making on the planning, delivery, funding and management of open spaces and key community facilities.	Strategic Planning
<b>1.4 Facilitate the delivery of infrastructure through relevant agencies for Council's own works</b>		
<b>1.4.1 Our community's current and future utility infrastructure needs (water, sewer, waste, stormwater, gas, electricity and telecommunications) are identified and delivered</b>	Implement the actions of the Waste and Resource Recovery Strategy.	Resource Recovery
	Review the current operations of the Waste Management Facility.	Resource Recovery
	Review and update the Liquid Trade Waste Regulatory Framework.	Wastewater Management
	Review and Update Pollution Incident Response Management Plan (PIRMP).	Wastewater Management
	Continue development and implementation of Council's response to the requirements of the NSW EPA's Hawkesbury-Nepean Nutrient Offset Framework, to manage nutrient loads and protect the community's environmental values for the river.	Wastewater Management

2023/2024 Operational Plan Action		Responsibility	
<b>1.4.2</b>	<b>New development and infrastructure provision is aligned and meets community needs</b>	Identify, seek funding, and enable the delivery of infrastructure associated with new development to meet community needs.	Asset Systems and Planning
<b>1.5 Provide the right places and spaces to serve our community</b>			
<b>1.5.1</b>	<b>Provide a variety of quality passive recreation spaces including river foreshores, parks, bushland reserves and civic spaces to enhance our community's health and lifestyle</b>	Quality active and passive recreational spaces are provided and enhanced.	Asset Systems and Planning
<b>1.5.2</b>	<b>Provide a variety of quality active recreation spaces including playgrounds, sporting fields, pools, fitness centre, stadium and multipurpose centres to enhance our community's health and lifestyle</b>	Provide and maintain active recreational spaces.	Asset Systems and Planning
		Review the operation of the Richmond Pool and Hawkesbury Oasis Aquatic and Fitness Centre in line with upgrade opportunities resulting from the WestInvest funding.	City Services
<b>1.5.3</b>	<b>Provide a variety of quality shared spaces including meeting spaces accommodating public art, cultural and environmental amenity to enhance our community's health and lifestyle</b>	Continue to monitor cultural spaces to ensure that they are meeting community needs.	Arts and Culture
<b>1.5.4</b>	<b>Manage commercial spaces available for business and investment across the Hawkesbury's local centres</b>	Optimise occupancy rates and rental returns for Council owned commercial properties.	Property Management and Strategy
		Implement the Property Strategy and Policy.	Property Management and Strategy
<b>1.5.5</b>	<b>Provision by Council of the administrative and civic spaces on behalf of the community including the Council's Administrative Buildings, Local Libraries, Gallery, Museum and heritage buildings</b>	Review Library, Gallery and Museum spaces so that they evolve to attract a wide range of users.	Arts and Culture
		Enhance and maintain Council owned buildings.	Infrastructure Operations
		Progress the West Invest funded works over the coming three years with emphasis on the North Richmond Community Precinct Improvements.	WestInvest Delivery



2023/2024 Operational Plan Action		Responsibility
<b>1.6 Build on a sense of community and wellbeing</b>		
<b>1.6.1 Work in partnership with government and community organisations to improve services and facilities for disadvantaged and vulnerable groups, and to build stronger and more cohesive communities</b>	Deliver balanced housing options by implementing the Hawkesbury Local Housing Strategy and working with the Western Sydney Planning Partnership Office to finalise the Draft Affordable Housing Strategy for Western Sydney.	Strategic Planning
	Develop the Human Services Outcomes framework.	Community Planning and Partnerships
<b>1.6.2 Provide flexible services that can adapt to changing community needs and service demands</b>	Undertake community consultation and engagement to understand community needs and service demands.	Communications and Events
<b>1.7 Encourage broad and rich celebration of our local culture and significant heritage</b>		
<b>1.7.1 Encourage and support all residents to participate in all aspects of community, cultural and civic life.</b>	Develop Cultural Plan.	Arts and Culture
<b>1.7.2 Provide community and cultural services through a range of affordable and accessible facilities</b>	Provide a broad range of educational and cultural programs and services that strengthen the capacity and wellbeing of the local community.	Arts and Culture
<b>1.7.3 Recognise, conserve and promote the area's history and heritage for current and future generations</b>	Recognise, conserve and promote the area's history and heritage through exhibitions, publications and programs.	Arts and Culture

## 2. Protected Environment and Valued History

2023/2024 Operational Plan Action		Responsibility
<b>2.1 Value, protect and enhance our historic built environment as well as our relationship to Aboriginal and non-Aboriginal history</b>		
<b>2.1.1 Our planning and actions will ensure that Aboriginal and non-Aboriginal heritage are both integral to our city</b>	Promote the Hawkesbury Local Heritage Assistance Fund grants program and Council's Heritage Advisory Service.	Strategic Planning
<b>2.1.2 Encourage and promote sympathetic, adaptive, and creative uses for heritage sites and buildings across the city</b>	Deliver key heritage actions including the Hawkesbury LGA wide heritage listing update, identify and implement key actions of the Hawkesbury Aboriginal Cultural Heritage Study and completion of the Slab Barns Study.	Strategic Planning
<b>2.1.3 As a community, identify ways to become better connected with our indigenous peoples, their history and culture</b>	Build and support Indigenous relationships, through ongoing Arts and Culture exhibitions, programs and events.	Arts and Culture
	Finalise and implement the Reconciliation Action Plan.	Community Planning and Partnerships
<b>2.2 Value, protect and enhance our natural land-based environment with an emphasis on using local resources and key partnerships</b>		
<b>2.2.1 Our community is informed and acts to reduce our ecological footprint</b>	Finalise and implement the Environmental Sustainability Strategy including the Living Sustainability Workshop series.	Strategic Planning
<b>2.2.2 Encourage effective management and protection of our waterways, riparian land, and land-based natural ecosystems through local action, regional partnerships and working with key agency partners</b>	Review and Update Environmental Management Policy.	Wastewater Management
	Actively manage onsite sewerage management systems effectively through the NSW Septic Safe Program.	Environment and Regulatory Services
	Investigate illegal land use activities to protect our environment and, where applicable, work jointly with partners such as: <ul style="list-style-type: none"> <li>- Natural Resource Access Regulator</li> <li>- NSW Environmental Protection Agency</li> <li>- Department of Primary Industries.</li> </ul>	Environment and Regulatory Services
	Work with key stakeholders for the protection of the natural environment and promotion of natural restoration, including: <ul style="list-style-type: none"> <li>- Greater Sydney Local Land Services</li> <li>- Hawkesbury River Council</li> <li>- NSW Department of Planning and Environment</li> <li>- Land Care Australia.</li> </ul>	City Services



2023/2024 Operational Plan Action		Responsibility
<b>2.2.3 Encourage and implement progressive urban design which is sensitive to environmental issues</b>	Review and implement Section 7.11 and Section 7.12 Contribution Plans, including Vineyard Precinct Developer Contribution Plan.	Strategic Planning
	Finalise and commence implementation of the Climate Change Risk Assessment and Adaptation Action Plan.	Strategic Planning
	Finalise the Hawkesbury Local Environmental Plan Review Planning Proposal.	Strategic Planning
	Complete and commence implementation of the Urban Greening Strategy and Greening our City Grant projects.	Strategic Planning
<b>2.2.4 Minimise our community's impacts on habitat and biodiversity and protect areas of conservation value</b>	Grow endemic plants at the community nursery for community groups, schools, parks, reserves, and Bushcare/Land-care groups.	City Services
	Provide bush regeneration activities on riparian corridors and natural ecosystems within Council managed land.	City Services
	Provide community environmental education/ awareness events.	City Services
<b>2.2.5 Use a range of compliance measures to protect the natural environment</b>	Identify, investigate and resolve unauthorised and environmentally harmful development in accordance with Council's Compliance and Enforcement Policy.	Environment and Regulatory Services
	Investigate complaints to ensure the natural environment is protected and amenity of the community is maintained.	Environment and Regulatory Services
	Develop a Body Worn Camera/Surveillance Devices Policy (illegal dumping).	Environment and Regulatory Services
	Complete Enforcement Policy review.	Environment and Regulatory Services
	Develop an Animal Shelter Policy and Business Statement.	Environment and Regulatory Services
	Develop and introduce a transparent and best practice process for issuing notices and orders.	Environment and Regulatory Services
	Develop and introduce a best practice investigation process for reports of dog attacks.	Environment and Regulatory Services
	Protect areas of high conservation value through active management.	City Services

2023/2024 Operational Plan Action		Responsibility
<b>2.3 Encourage and enable our community to embrace the waste management principles of reduce, reuse and recycle</b>		
<b>2.3.1 Develop and maintain active partnerships that will result in the innovative management of our community's waste, with an emphasis on resource recovery and minimising waste</b>	Develop a Food Organics and Garden Organics (FOGO) transition plan, based on the mandate requirements by the NSW Environment Protection Authority (EPA).	Resource Recovery
<b>2.4 Encourage and enable our community to make more sustainable choices</b>		
<b>2.4.1 Undertake community education on best practice environmental sustainability and climate change issues</b>	Deliver improved sustainability through the Net Zero and Water Efficiency Strategy, Sustainability Advantage Program and Western Sydney Energy Program.	Strategic Planning
<b>2.4.2 Work with businesses and tourism operators to promote good practice and sustainability principles</b>	Undertake the industrial premises audit program targeting small and medium businesses that pose a significant risk to the environment.	Environment and Regulatory Services
	Conduct inspections of food shops, public swimming pools, skin penetration premises and cooling systems in accordance with legislative requirements and relevant Council Policies.	Environment and Regulatory Services
<b>2.4.3 Ensure development is functional, attractive and sympathetic to the environment, and avoids unnecessary use of energy, water and other resources</b>	Implement actions to improve assessment times for Development Applications lodged to Council.	Development Assessment
	Incorporate ecologically sustainable building and road construction practices into Council projects.	Project Delivery
<b>2.4.4 Introduce measures to manage the issue of urban heat</b>	Implement the Greening Our City Grant in the Windsor Town Centre on tree planting as part of the Liveability Project.	City Design and Economic Development
<b>2.5 Value, protect and enhance our waterways and wetlands with an emphasis on using local resources and key partnerships</b>		
<b>2.5.1 Celebrate and use our rivers for a range of recreation, leisure, tourism and event activities</b>	Continue to develop plans to attract business to the Hawkesbury, including the finalisation of the Place Plans and an Investment Prospectus.	City Design and Economic Development



<b>2023/2024 Operational Plan Action</b>		<b>Responsibility</b>
<b>2.5.2 Develop active partnerships and implement programs designed to improve the health of our rivers and riverbanks</b>	Continue to progress Milestone 2 and 3 of the Coastal Management Plan in conjunction with Hawkesbury River councils.	Strategic Planning
	Implement the priority actions of the Upper Hawkesbury River Estuary Coastal Zone Management Plan.	Strategic Planning
<b>2.6 Achieve net zero emissions targets</b>		
<b>2.6.1 Implement strategies to achieve Council's net-zero emissions targets</b>	Transition Council plant and equipment to electric and battery operated, where feasible.	Infrastructure Operations
<b>2.6.2 Maximise solar photovoltaic system installations on Council assets</b>	Continue to assess potential Council buildings for photovoltaic installation.	Asset Systems and Planning
<b>2.6.3 Alternative forms of energy are embraced throughout the Hawkesbury</b>	Implement renewable energy and energy efficient projects.	Asset Systems and Planning

### 3. Strong economy

2023/2024 Operational Plan Action		Responsibility
<b>3.1 Creating an integrated and well-maintained transport system is an important local priority</b>		
<b>3.1.1 Ensure our roads and other transport infrastructure provides a connected, efficient system to ensure safe movement of all modes of transport</b>	Undertake a review of parking requirements and provisions and implement solutions to address identified parking issues.	Strategic Planning
<b>3.1.2 Establish and maintain relationships with transport providers and other levels of government to improve and extend public transport services</b>	Implement the Hawkesbury Electric Vehicle Scoping Paper.	Strategic Planning
<b>3.1.3 Have a comprehensive transport system of well-maintained local and regional linkages that are financially and environmentally sustainable, and meet community safety priorities and expectations</b>	Advocate for the provision of major transport services and linkages to improve transport connections within and external to the Hawkesbury.	Strategic Planning
	Advocate for community needs and good design outcomes on state and regionally significant transport projects.	Asset Systems and Planning
<b>3.1.4 Provide mobility links throughout the city to connect our centres, parks and facilities</b>	Develop Active Transport Plan.	Community Planning and Partnerships
<b>3.2 Increase the range of local industry opportunities and provide effective support to continued growth</b>		
<b>3.2.1 Plan for a range of industries that build on the strengths of the Hawkesbury region, to stimulate investment and employment</b>	Implement priority actions from the Employment Lands, Rural Lands and Local Housing Strategies.	Strategic Planning
<b>3.2.2 Increase the focus on jobs and innovation to build on our strengths and achieve a diverse industry base</b>	Monitor changes in employment and investigate jobs skills and skills of the future and growth sectors.	City Design and Economic Development



2023/2024 Operational Plan Action		Responsibility
<b>3.2.3 Actively support the retention of the RAAF Base Richmond and enhance aviation-related industry, building on existing facilities</b>	Pursue opportunities such as the Greater Sydney Commission District Plan and City Deal to enhance aviation-related industry near the RAAF base.	City Design and Economic Development
<b>3.2.4 Work towards ensuring people in our community have access to safe, nutritious, affordable and sustainably-produced food</b>	Work in partnership with businesses, community and public health agencies to promote access to safe, nutritious, affordable and sustainably produced food.	Community Planning and Partnerships
<b>3.2.5 Plan for the continuance and growth of agricultural industry uses within the Hawkesbury</b>	Work with partners and the Hawkesbury Visitor Economy to identify and pursue opportunities to grow local tourism.	City Design and Economic Development
<b>3.3 Promote our community as the place to visit, work and invest</b>		
<b>3.3.1 Working in partnership we will actively market our city and capabilities to existing and potential businesses, visitors and investors</b>	Develop a series of campaigns to promote road projects, transformational projects, events and tourism activities with key partners.	Communications and Events
	Develop the Economic Development Strategy.	City Design and Economic Development
<b>3.3.2 Develop Hawkesbury tourism to enhance and strengthen opportunities within our tourism sector</b>	Promote the region as a tourism destination through the Visitor Information Centre.	City Design and Economic Development
	Promote the region as a tourism destination through the Discover the Hawkesbury website.	City Design and Economic Development
<b>3.3.3 Businesses are encouraged and upskilled to adopt more ethical and sustainable practices</b>	Design and deliver a program of workshops, Business 101 seminars, and skills development opportunities to increase knowledge and capacity to help local businesses adapt, grow and increase resilience.	City Design and Economic Development
	Support increased networking among existing business owners and support business events and awards programs.	City Design and Economic Development
	Promote Council-owned spaces for businesses to meet and network.	City Design and Economic Development

2023/2024 Operational Plan Action		Responsibility
<b>3.4 Support the revitalisation of our town centres and growth of our business community</b>		
<b>3.4.1 Revitalise and enhance our two significant town centres of Windsor and Richmond to create thriving centres each with its own character that attracts residents, visitors and businesses</b>	Implement the Liveability Program across Windsor Town Centre.	City Design and Economic Development
<b>3.4.2 Create active partnerships to develop a network of vibrant centres, which bring opportunities for business growth and community connection</b>	Deliver an annual calendar of major Council events.	Communications and Events
	In conjunction with key partners, deliver an annual calendar of sponsored events.	Communications and Events
<b>3.4.3 Assist our town and village centres to become vibrant local hubs</b>	Implement the Wayfinding and Signage project across the local government area, in, around and to our town centres and villages.	City Design and Economic Development
	Develop Hawkesbury Place Plans.	City Design and Economic Development



## 4. Reliable Council

2023/2024 Operational Plan Action		Responsibility
<b>4.1 Provide representative, responsive and accountable governance</b>		
<b>4.1.1 Council's elected leaders will actively connect and collaborate with the community</b>	Implement a program for regular engagement for Councillors with the community within distinct geographic areas across the Hawkesbury.	Office of the General Manager
<b>4.2 Encourage an informed community, and enable meaningful engagement</b>		
<b>4.2.1 Provide open and clear lines of communication with the community using up-to-date technology</b>	Continuously review and improve Council's corporate website.	Communications and Events
	Implement priority actions in the Digital Communication Strategy.	Communications and Events
<b>4.2.2 Enhance Council communication to ensure the community understands the role Council has in the Hawkesbury</b>	Review and update Community Engagement Policy.	Communications and Events
	Review and update Communication and Engagement Strategy.	Communications and Events
	Review and update Media Policy.	Communications and Events
<b>4.2.3 Provide quality customer service to the community</b>	Review, update and embed the Customer Service Experience Policy and Charter.	Business Transformation and Customer Experience
	Review, update and embed the Complaints Policy.	Business Transformation and Customer Experience
	Develop the Customer Service Experience Strategy and Action Plan.	Business Transformation and Customer Experience
	Develop reporting on Requests, Applications, Complaints and Compliments.	Business Transformation and Customer Experience
<b>4.3 Build strong financial sustainability for now and future generations</b>		
<b>4.3.1 In all of Council's strategies, plans and decision making there will be a strong focus on financial sustainability</b>	Integrate Council's informing strategies with the Delivery Program and Operational Plan.	Business Transformation and Customer Experience

2023/2024 Operational Plan Action		Responsibility
<b>4.3.2 Meet the needs of the community now and into the future by managing Council assets with a long-term focus</b>	Complete a comprehensive revaluation of Council's road assets.	Asset Systems and Planning
	Develop Asset Management Strategy and Plans.	Asset Systems and Planning
	Develop the whole of life asset modelling data for infrastructure assets.	Asset Systems and Planning
<b>4.3.3 Decisions which determine priorities will be made in the long-term interests of the community</b>	Implement actions to maintain and improve financial sustainability benchmarks.	Financial Services
	Review the grant framework and processes.	Financial Services
	Streamline and improve procurement processes.	Financial Services
	Mange the process in relation to the submission of grant applications to funding authorities.	Governance
<b>4.4 Build strong relationships and shared responsibilities</b>		
<b>4.4.1 Foster positive relationships with all tiers of government and peak bodies to ensure a thorough understanding of the challenges and local requirements of the Hawkesbury</b>	Partner with the Western Sydney Investment Attraction Office on any economic development activities.	City Design and Economic Development
<b>4.4.2 Achieve higher strategic capacity through strategic alliances and partnerships</b>	Work with strategic partners to pursue objectives for our community across all of Council's functions.	Office of the General Manager
<b>4.5 Encourage a shared responsibility for effective compliance</b>		
<b>4.5.1 Undertake Council initiatives within a clear and fair framework of strategic planning, policies, procedures and service standards as required under all regulatory frameworks</b>	Implement actions to improve Knowledge Management in the organisation.	Business Transformation and Customer Experience
	Develop and implement a framework for ensuring Work Health and Safety (WHS) requirements are met by third parties delivering services on behalf of or in partnership with Council.	Enterprise Risk Systems



2023/2024 Operational Plan Action		Responsibility
<b>4.5.2 Best practice, sustainability principles, accountability and good governance are incorporated in all activities undertaken by Council</b>	Develop and implement a Risk Management Framework to allow Council to effectively identify and manage strategic and operational risks.	Enterprise Risk Systems
	Establish an Internal Audit Function in accordance with the Office of Local Government's Risk Management and Internal Audit Guidelines.	Governance
	Complete delegations, policies and procedures, and forms improvement projects.	Governance
<b>4.6 Support the operation of the organisation through effective staff engagement</b>		
<b>4.6.1 Council will seek to attract, develop and retain highly skilled staff and a highly capable workforce</b>	Develop and deliver the Workforce Management Plan.	People and Performance
	Update and implement changes to the Performance and Development Framework.	People and Performance
	Ensure Action plans are implemented and reported on post staff survey results.	People and Performance
	Continue to embed Vision, Purpose, Values.	People and Performance
<b>4.6.2 Council's workforce, systems and processes will support high performance and optimal service delivery for our community</b>	Identify and roll out Business Improvement initiatives.	Business Transformation and Customer Experience
	Develop and embed the Business Improvement Framework.	Business Transformation and Customer Experience
	Complete migration of Council's key corporate software to TechnologyOne Software as a Service.	Information Services
	Configure and Implement ePlanning Portal integration with TechnologyOne Property and Rating system.	Information Services
	Develop Cyber Security Policy and implement standards and protocols to improve organisational cyber security maturity.	Information Services
	Implement and improve the Customer Request Management system utilising CiAnywhere functionality.	Information Services

2023/2024 Operational Plan Action		Responsibility
<b>4.7 Encourage informed planning, balanced growth and community engagement</b>		
<b>4.7.1 Council planning is integrated and long term</b>	Continuously improve Council's Corporate Planning processes under the Integrated Planning and Reporting Framework.	Business Transformation and Customer Experience
<b>4.7.2 Council decision making on all matters is transparent, accessible and accountable</b>	Establish a Goal and KPI framework to support the Community Strategic Plan.	People and Performance
<b>4.7.3 Council will continue to review service provision to the ensure best possible outcomes for the community</b>	Develop a service review framework and schedule (including internal and external e.g. third-party services).	Business Transformation and Customer Experience
<b>4.7.4 Encourage increased community participation in planning and policy development</b>	Continue to engage with the community on regionally significant projects through a range of mediums.	Office of the General Manager
<b>4.7.5 The needs of our community will be reflected in local, state and regional plans</b>	Advocate for the expressed needs of the Hawkesbury to be included in local, regional and State plans.	Office of the General Manager
<b>4.8 Facilitate the delivery of infrastructure through relevant agencies and Council's own works</b>		
<b>4.8.1 Identify current and future utility infrastructure needs (water, sewerage, waste, stormwater, gas, electricity and telecommunications) and deliver to the community</b>	Advocate for effective utilities across the entire Hawkesbury LGA.	Office of the General Manager
<b>4.8.2 New development and infrastructure meets community needs</b>	Continue to amend the Development Control Plan for provisions on the Strategic Biodiversity Land Use Planning Framework, sustainable urban design and minimising urban heat.	Strategic Planning

# SUMMARY OF MAJOR FUNCTIONS

The following budgetary amounts are the total expenditure required to provide these functions and do not include income.

Key Highlight Area	Community Strategic Plan 2022-2042	Budget
<b>WASTE MANAGEMENT AND AND RESOURCE RECOVERY</b>		
Landfill Operations	2.4.3, 2.6.3, 1.4.1	\$1.9M
Kerbside Waste Collection and Recycling	2.2.1, 2.3.1, 2.4.1, 1.4.1	\$16.7M
Sewer and Effluent Reuse Operations	2.2.2, 2.3.1, 2.4.3, 2.6.3, 1.4.1	\$16.3M
Sullage Collection and Disposal	2.2.2, 1.4.1	\$2.5M
On-Site Sewer Management Facilities	2.2.2, 2.2.5, 1.4.1	\$0.5M
<b>ROAD INFRASTRUCTURE</b>		
Road Maintenance and Construction	3.1.1, 3.1.3, 3.1.4, 1.4.1	\$62.4M
Ferry Operations	3.1.1, 3.1.3	\$1.5M
Pathways	3.1.1, 3.1.3, 3.1.4, 1.4.1	\$0.7M
Car Parks	3.1.3, 3.1.4	\$0.1M
Traffic Management and Street Lighting	1.1.2, 3.1.1, 3.1.3, 1.4.1	\$0.9M
<b>COMMUNITY AND CULTURE</b>		
Community and Civic Events	1.3.3, 1.7.1, 3.3.1, 3.3.2, 3.4.3	\$0.9M
Community Buildings and Management	1.5.2, 1.5.3, 1.5.5, 2.4.3, 2.6.2, 2.6.3	\$10.5M
Community and Event Sponsorship	1.1.2, 1.2.1, 1.2.2, 1.3.1, 1.3.2, 1.3.3, 1.7.1, 1.7.2, 3.3.1, 3.3.2, 3.4.2	\$0.2M
Library, Gallery and Museum	1.2.1, 1.3.1, 1.3.2, 1.3.3, 1.5.3, 1.5.5, 1.6.2, 1.7.1, 1.7.2, 1.7.3	\$4.1M
Community Partnerships, Planning and Programs	1.1.2, 1.2.1, 1.3.1, 1.3.2, 1.3.3, 1.3.4, 1.6.1, 1.6.2, 1.7.1, 1.7.2	\$1.2M
Emergency Services and Disaster Management	1.1.1, 1.1.2, 1.3.1, 1.3.2	\$8.9M
Community Engagement	1.1.2, 1.2.1, 1.3.1, 1.3.3, 1.6.2, 1.7.1, 3.3.1, 4.2.1, 4.2.2	\$0.1M
Visitor Information Services	3.3.1, 3.3.2	\$0.3M
<b>PUBLIC SPACES, PARKS, SPORTS AND RECREATION</b>		
Parks and Public Domain Cleaning and Maintenance	1.2.2, 1.3.1, 1.3.2, 1.3.3, 1.3.4, 1.5.1, 1.5.2, 2.2.2, 2.2.4, 2.4.3, 2.6.3 1.4.1	\$23.4M
Street Sweeping	2.2.2	\$0.7M
Playing Fields and Courts	1.2.2, 1.5.2, 1.4.1	\$1.2M



<b>Key Highlight Area</b>	<b>Community Strategic Plan 2022-2042</b>	<b>Budget</b>
Swimming Pools	1.2.2, 1.5.2, 1.4.1	\$2.2M
Cemeteries	1.3.3, 1.5.5, 1.7.1, 1.7.3	\$0.3M
<b>STRATEGIC PLANNING</b>		
Strategic Land Use Planning	1.7.3, 2.1.1, 2.1.2, 2.2.1, 2.2.2, 2.2.3, 2.2.4, 2.3.1, 2.4.3, 2.5.2, 2.6.1, 3.1.2, 3.2.1, 3.2.5, 4.4.1, 4.5.1, 4.5.2, 4.7.5, 1.4.1, 1.4.2	\$0.2M
Development Assessments	2.4.3, 2.6.1, 3.2.1, 3.2.5, 4.3.3, 4.5.1, 4.7.2, 4.7.5, 1.4.1	\$3.4M
Infrastructure, Planning, Design and Delivery	1.1.2, 3.1.2, 4.3.2	\$0.8M
Economic Development and Tourism	3.2.1, 3.2.2, 3.2.3, 3.3.1, 3.3.3, 3.4.1, 3.4.2, 3.4.3, 4.4.1	\$1.5M
<b>CORPORATE SERVICES</b>		
Information, Mapping and Technology Platforms	4.2.1	\$1.2M
Corporate Services	4.2.2, 4.3.1, 4.3.2, 4.3.3, 4.5.1, 4.5.2, 1.4.1	\$2.2M
Executive Services	4.2.2, 4.2.3, 4.5.1, 4.5.2, 1.4.1, 4.6.1, 4.6.2, 4.7.2	\$0.6M
Property Management	1.5.4	\$0.9M
<b>REGULATORY AND COMMUNITY SAFETY</b>		
Ranger Services	1.1.1, 2.2.4	\$0.7M
Building Compliance	1.1.1, 2.2.4	\$0.4M
Companion Animal Shelter	2.2.4	\$0.8M
Public and Environmental Health Programs	1.1.1, 2.2.5	\$0.6M

# 2023/2024 ESTIMATES OF INCOME AND EXPENDITURE

## FINANCIAL SUSTAINABILITY

One of Council's long-term objectives is to build strong financial sustainability for now and future generations. This will ensure that Council can continue to provide services at the level expected from our community into the long-term.

The Long-Term Financial Plan is reviewed regularly and strategies developed to ensure continued financial sustainability.

The following table shows the change in financial sustainability performance measures, as determined by the NSW Office of Local Government, over the last three years and the projected results as of 30 June 2023 and 30 June 2024.

Performance Measure	Benchmark	2019/2020 Actual Results	2020/2021 Actual Results	2021/2022 Actual Result	2022/23 Original Budget	2023/2024 Draft Budget
Operating Performance	0	0.003	-0.08	0.15	0.00	<b>0.05</b>
Own Source Revenue	>60%	70.3%	75.3%	58.1%	76.7%	<b>62.9%</b>
Building and Infrastructure Asset Renewal	>100%	68.4%	78.6%	63.7%	136.1%	<b>132.6%</b>
Infrastructure Backlog	<2%	0.8%	2.1%	2.1%	1.5%	<b>2.1%</b>
Asset Maintenance	>100%	104.11%	98.04%	91.7%	93.5%	<b>102.1%</b>
Debt Service	>0%<20%	4.7%	0.1%	2.8%	4.3%	<b>4.3%</b>

As indicated above, it is projected that the Infrastructure Backlog will not meet the relevant benchmark in the 2023/2024 financial year. This is mainly as a result in delays in capital renewal arising from the impacts of natural disasters and the COVID-19 Pandemic in recent years. Additionally, flood damage has decreased the condition of a range of assets, requiring additional renewal to be undertaken to remain safe and functional.

# GLOSSARY OF TERMS

To assist in the understanding of the budgeted estimates of income and expenditure included within this section of the 2023/2024 Operational Plan, a glossary of terms has been provided below.

TERM	DEFINITION
<b>Application of capital funding</b>	Various categories of capital expenditure, sorted by asset class and whether works are new or renewal.
<b>Capital expenditure</b>	Costs associated with works that improve the level of service able to be provided to the community from an asset.
<b>Capital funding</b>	Funds used to provide capital expenditure.
<b>Consultants</b>	Professionals that are external to Council, used to provide expert advice when either resources are not available internally, or independence is required.
<b>Contributions – outside bodies</b>	Funds that are contributed by Council towards other organisations. These contributions are either regulated or required for Council to participate or be represented by the organisation. Organisations include the EPA, State Planning Commission, Hawkesbury River County Council, and WSROC.
<b>Depreciation</b>	Costs that reflect the consumption of the value of an asset over time.
<b>Employee Costs</b>	Expenses incurred relating to the employment of salary and wages staff, including: worked time, allowances, overtime, leave entitlements, staff training, superannuation, workers compensation and casuals.
<b>Expenditure from continuing operations</b>	Costs incurred in relation to Council providing goods and services to the community.
<b>Income from continuing operations</b>	Income generated by Council to fund the provision of goods and services to the community.
<b>Overheads</b>	Distribution of internal service costs incurred, that are not directly allocated. For example, payroll processing, IT support and hardware, corporate governance, word processing and risk management.
<b>Net capital expenditure</b>	The net result of deducting the capital expenditure from capital funding.
<b>Net operating result</b>	The result from deducting expenses from income relating to continuing operations.



TERM	DEFINITION
<b>New Assets</b>	The acquisition of or the upgrade/extension of current infrastructure assets, such as buildings, roads, sewer and parks.
<b>Renewal of Assets</b>	Capital expenditure that is required to bring or retain infrastructure assets at a satisfactory level to provide adequate services.
<b>Reserves</b>	Funds dedicated for specific purposes. For example, Developer contributions received are held in reserve until enough money exists to fund works identified in a Contributions Plan.
<b>(Surplus)/Deficit</b>	If income is greater than expenditure, a surplus results and is indicated by a negative value in the Budgeted Income Statement. If expenditure is greater than income, a deficit results and is indicated by a positive value in the Budgeted Income Statement.



*Light Up Windsor*

## INCOME STATEMENT – CONSOLIDATED

Income Type	Original Budget 2022/2023 (\$'000)	Draft Budget 2023/2024 (\$'000)
<b>Income from Continuing Operations</b>		
<b>REVENUE</b>		
Rates and Annual Charges	(70,598)	(76,696)
User Charges and Fees	(7,044)	(9,162)
Other Revenue	(1,851)	(1,874)
Grants and Contributions provided for Operating Purposes	(10,765)	(19,179)
Grants and Contributions provided for Capital Purposes	(11,935)	(30,509)
Interest and Investment Income	(1,058)	(3,393)
Other Income	(3,106)	(3,307)
<b>Total Income from Continuing Operations</b>	<b>(106,357)</b>	<b>(144,120)</b>
<b>EXPENSES FROM CONTINUING OPERATIONS</b>		
Employee Benefits and On-Costs	34,807	37,133
Materials and Services	30,440	37,584
Borrowing Costs	522	3,144
Depreciation and Amortisation and Impairment	22,570	24,622
Other Expenses	5,197	6,125
<b>Total Expenses from Continuing Operations</b>	<b>93,536</b>	<b>108,608</b>
<b>Net Operating Result for the Year</b>	<b>(12,821)</b>	<b>(35,512)</b>
<b>Net Operating Result for the year before Grants and Contributions provided for Capital Purposes</b>	<b>(886)</b>	<b>(5,003)</b>
<b>SOURCE OF CAPITAL FUNDING (EXCLUDING RESERVES)</b>		
Proceeds from the sale of capital assets	(1,067)	(1,728)
Depreciation	(25,570)	(24,622)
Grants and Contributions – Capital	(11,935)	(30,509)
	<b>(35,572)</b>	<b>(56,859)</b>
<b>APPLICATION OF CAPITAL FUNDING</b>		
<b>New Assets</b>		
Land, Building and Land Improvements	5,300	6,919
Roads, Bridges, Footpaths and Drainage	1,991	14,959
Sewer Infrastructure	5,541	2,916
Parks Assets and Other Structures	2,128	7,268
<b>Renewal of Assets</b>		
Land, Building and Land Improvements	2,163	2,536
Roads, Bridges, Footpaths and Drainage	14,384	13,298
Sewer Infrastructure	525	1,710
Parks Assets and Other Structures	4,742	5,939
Other Assets	3,896	914
Plant and Equipment	3,021	5,565
	<b>43,691</b>	<b>62,024</b>
<b>Net Capital Expenditure</b>	<b>8,119</b>	<b>5,165</b>
<b>Retained (surplus)/deficit from prior years</b>		
Transfer to/(from) Reserves	(7,233)	(162)
<b>Retained (surplus)/deficit available for general funding purposes</b>		<b>-</b>

# CAPITAL WORKS PROGRAM

<b>PROJECT DESCRIPTION</b>	<b>Draft Budget 2023/2024 (\$)</b>
<b>Information Technology</b>	<b>192,862</b>
Corporate Applications	75,000
Additional Software Licensing	30,362
Network Infrastructure Upgrade	30,000
Mobile Devices	10,000
Computer Monitors	2,500
Councillor Mobile Devices	5,000
Computer Equipment	10,000
Disaster Recovery Infrastructure	30,000
<b>Library Resources</b>	<b>273,817</b>
Digital Media	40,447
Children and Young Adult Books	38,120
Large Books	21,572
Talking Books	39,099
Non-Fiction Books	32,358
Fiction Books	32,751
DVDs	13,482
Suggest to Buy	16,179
Music CDs	1,384
Periodicals	10,786
Local Studies	13,330
Additional Library Resources	2,848
2023/2024 Local Priority Grant	17,997
Library Book Sales	(6,500)



<b>PROJECT DESCRIPTION</b>	<b>Draft Budget 2023/2024 (\$)</b>
<b>New, Renewal and Upgrade of Road Network</b>	<b>19,237,679</b>
Geotechnical Investigations	150,000
Road Network - Vineyard	355,051
Roundabout Commercial and Harkness Road, Vineyard	500,000
Detailed Design of Menin and Chapman Roads, Vineyard	250,000
Detailed Design of Commercial, Bocks and Chapman Roads, Vineyard	2,000,000
Kurmond Shops Carpark Renewal	185,000
Crack Sealing Program	60,000
Pavement Rejuvenation Program	60,000
Reseal Program	3,500,000
Resurfacing (Mill and Fill) Program	892,628
Renewal of Traffic Facilities	150,000
Road Easement Acquisitions	50,000
George Street, Windsor from Tebbutt to Hawkesbury Valley Way	520,000
Scheyville Road, Maraylya from Niech Road to Pitt town dural road intersection	280,000
Walker Street, South Windsor from Ham Street to Argyle Street	700,000
Wire Lane, Freemans Reach - from Kurmond Road to Terrace Road	400,000
Boundary Road, Oakville/Maraylya between Pit Town Duarl Road and Dunns Road	600,000
Argyle Street, South Windsor from Milham Street to Soverign Place	450,000
The Driftway, Agnes Banks from Castlereagh Road to Londonderry Road	100,000
Blackman Crescent, South Windsor - Ham St to Fairey Rd (2 sections)	245,000
East Kurrajong Road, East Kurrajong from Coorang Rd to Putty Rd	250,000
White Place, South Windsor - Blackman Crescent to End	190,000
Grose Vale Road, North Richmond failed sections between Pecks Rd to Highland Entrance	367,500
Comleroy Road, East Kurrajong failed sections between East Kurrajong Rd to Brown Rd	450,000
Valder Avenue, Hobartville from Cornwell Avenue to Horborrow Ave	200,000
Bowen Mountain Road from Westbury Road to Serpentine Lane	350,000
Spinks Road, Glossodia from Rose Street to Golden Valley Drive	462,500
Kurmond Road, Kurmond - from End R/About At Crooked La to Property 1170	255,000
Oakville Road, Oakville failed sections between Saunders up to Oakville Public School	365,000

<b>PROJECT DESCRIPTION</b>	<b>Draft Budget 2023/2024 (\$)</b>
Lindsay Place, Glossodia from Failed section between Golden Valley Dr to Golden Valley Dr	100,000
Grose Wold, Road, Grose Wold from Failed sections between Grose Vale Rd and Avoca Rd	650,000
Greens Road, Lower Portland from Start gravel road 500m east of Wheelbarrow Ridge Rd to South Sydney Juniors Resort	2,250,000
Packer Road, Blaxlands Ridge from Putty Road to West Portland Road	1,900,000
<b>New, Renewal and Upgrade of Kerb, Gutter and Stormwater Infrastructure</b>	<b>10,797,053</b>
Airstrip Road, Pitt Town Drainage	25,000
Reactive Kerb, Gutter and Drainage Renewal	100,000
Avondale Road, Pitt Town Drainage	25,000
Reedy Road, Cattai Drainage	30,000
Coromandel Road, Ebenezer Drainage	25,000
Stormwater Drainage Network - Vineyard	8,292,053
Tizzana Road, Sackville Drainage	1,500,000
Price Lane, Agnes Banks, Drainage	800,000
<b>Renewal and Construction of Pathways</b>	<b>665,000</b>
Extension of Cycleway Network - South Windsor	340,000
Footpath Renewal Program	200,000
Bathurst Street, Pitt Town Footpath Extension	125,000
<b>Fleet, Public Works Plant and Equipment</b>	<b>3,143,049</b>
Fleet and Public Works Plant Net Changeover	3,143,049
<b>Miscellaneous</b>	<b>1,027,206</b>
Depot Equipment	10,000
Waste Management Facility Alternate Waste Cover	17,000
Waste Management Facility Option Detailed Design and Site Improvements	200,000
Ferry Overhaul	535,857
Vineyard Precinct Infrastructure Loan Interest	216,727
Burnt Into Memory Equipment	47,622
<b>Renewal, Upgrade and Construction of Council and Community Buildings</b>	<b>6,326,103</b>
North Richmond Community Precinct	1,053,103
Split Airconditioning Replacement Program	180,000
Electrical Board Replacement Program	70,000
Guttering and Downpipe Replacement Program	80,000
Roof Renewal Program	100,000

<b>PROJECT DESCRIPTION</b>	<b>Draft Budget 2023/2024 (\$)</b>
Fitouts Renewal Program	20,000
Furniture Renewal Program	50,000
Yarramundi Community Centre Floor Covering Renewal	60,000
Mechanical Services Switchboard Replacement - Oasis	25,000
Hot Water Pump Replacement - Oasis	10,000
Fan Coil Unit Replacement - Windsor Function Centre	10,000
Humidifier Replacement - Regional Gallery	10,000
McGraths Hill Nursery Hydraulic Renewal	45,000
Water Bubbler Renewal	8,000
Woodlands Park Amenities	15,000
Heater System Renewal Program	15,000
Reduced Pressure Zone Device Replacement - Deerubbin Centre	10,000
Asbestos Remediation	50,000
Septic System Replacement - SES Headquarters	15,000
Water Tank Renewal Program	5,000
Water Storage Tank - Wilberforce Depot	50,000
Accessibility Program	185,000
Lighting Upgrade Program	40,000
Childcare Centre Renewals	120,000
Lock and Key Upgrade Program	100,000
New Fire Control Centre	4,000,000
<b>Sewer Schemes</b>	<b>4,625,960</b>
Condition Assessments of Catchment J and Pump Stations J, K and T	420,000
Treatment Works - McGraths Hill (Reactive)	100,000
Treatment Works - South Windsor (Reactive)	100,000
Reactive Pump Station Works	100,000
Chemical Bunds Refurbishment at South Windsor Sewer Treatment Plant	300,000
Pump Station J Renewal	460,000
Pump Station K Renewal	230,000
Recycled Water Main	415,960
Nutrient Offset Works	2,500,000



<b>PROJECT DESCRIPTION</b>	<b>Draft Budget 2023/2024 (\$)</b>
<b>Renewal, Upgrade and Construction of Public Domain, Open Spaces, Amenities and Recreational Facilities</b>	<b>14,007,743</b>
Liveability Program	9,087,850
Windsor Mall – Upgrade and Renewal Works	368,000
Signage Program	500,000
Bensons Lane Sporting Complex	38,296
South Windsor Netball Courts	36,621
Breakaway Ovals	5,310
Colbee Park Sports Fields	15,633
Deerubbin Park Sports Fields	3,714
Deerubbin Park New Amenities	18,514
Drainage Bensons Oval 7 and Owen Earle Reserve	10,583
Bona Vista Drainage Improvements – Design	45,000
Renewal and Upgrade of Parks Furniture, Playgrounds, Fencing, Lighting and Landscaping	1,000,000
Renewal of Freemans Reach Reserve Playground	125,000
Richmond Lawn Cemetery Plinths	40,000
Sports Council Contribution	333,222
Upgrade BMX Track at Peel Park – Design	40,000
Fernadell Park	2,200,000
Shade Over Playspace Program	90,000
Woodlands Reserve Floodlight Renewal	50,000
<b>Capital Works Program (Net of Capital Proceeds)</b>	<b>60,296,472</b>

# 2023/2024 REVENUE POLICY

## REVENUE POLICY

### TYPES OF REVENUE

The sources of funds to enable Council to carry out its works and services and provision of facilities are from the following revenue categories:

- rates
- annual charges for services
- fees for services
- Federal and State Government grants
- borrowings
- earnings from investments and entrepreneurial activities.

Critical to the development of the Statement of Revenue Policy is that the principles of efficiency, effectiveness and equity are demonstrated.

**Efficiency** ensures that resources are devoted to the most valuable ends as determined by Council, whilst using as few resources as possible. It relates to the cost at which services and facilities as desired by the community are delivered or provided.

**Effectiveness** relates to the satisfaction of stated objectives so that outcomes of decisions and the needs and demands of consumers are taken into consideration. Effectiveness is clearly demonstrated by the relative service standards or qualities to the satisfaction of a particular group's needs.

**Equity** ensures that services are provided to those who need them, even though they may be unable to pay for the particular service.

This document provides pricing policies for rates, annual charges for services and fees for specific services provided by Council.

## RATES AND CHARGES

### REVENUE POLICY – RATING

#### Rate Pegging

Rate pegging limits the amount that Council can increase its rate revenue from one year to the next by a nominated percentage. The Independent Pricing and Regulatory Tribunal has determined the rate pegging amount for 2023/2024 is 3.7%, including 0% population growth factor.

#### Land Valuations

Rates are assessed on a rate in the dollar as a product of the land value supplied by the Valuer General. The Valuation of Land Act requires the Council to assess the rates on the most recent values provided by the Valuer General. A revaluation of the Hawkesbury Local Government Area (LGA) took place in 2022. These valuations will be used for the first time in 2023/2024. The rates levied in the 2023/2024 year will be based on land values totalling \$22,444,394,136 as determined by the NSW Valuer General.

#### Rating Categories

In accordance with Section 514 of the Local Government Act 1993 (Act), each parcel of land within the LGA has been categorised for rating purposes and owners are notified on their annual rate notice.

Under Section 554 of the Act all land is rateable unless it is exempt from rating. Sections 555 and 556 of the Act define the categories under which a parcel of land must fall in order to be eligible for exemption from rating. Ratepayers that are eligible under these sections may apply to Council for exemption from rating.

The Act also provides for all rateable properties to be categorised into one of four categories of ordinary rates as follows:

- Farmland Category
- Mining Category
- Residential Category
- Business Category.

For 2023/2024, Council will levy rates on the following categories and sub-categories.

### Farmland Category

This Category includes any parcel of rateable land valued as one assessment and the dominant use of the land is for farming. The farming activity must have a significant and substantial commercial purpose or character and must be engaged in for the purpose of profit on a continuous or repetitive basis (whether or not a profit is actually made). Properties which meet these criteria are categorised as 'Farmland'.

### Residential Category

This Category includes any rateable parcel of land valued as one assessment and the dominant use is for residential accommodation; or if vacant land is zoned or otherwise designated for use for residential purposes under an environmental planning instrument; or is rural residential land.

### Business Category

This Category includes rateable land that cannot be classified as farmland, residential or mining. Council has three sub-categories established within the Business Category as follows:

- **Business Area 1** – Business rated properties within defined areas in Richmond, Windsor, Vineyard and Mulgrave.

The defined area for Richmond is the area bounded by Lennox Street, Bourke Street, Windsor Street, Hobart Street, Pitt Street, Francis Street, March Street, Chapel Street and East Market Street.

The defined area for Windsor is the area bounded by the Railway Line, Rickaby's Creek, Hawkesbury River, Bridge Street and South Creek.

The defined area for Vineyard and Mulgrave is the area bounded by Windsor Road, South Creek, Railway Road South and Bandon Road.

- **Business Area 2** – Business rated properties within defined areas in North Richmond and South Windsor.

The defined area for North Richmond is the area is bounded by a Radius of 650m from the Centre Point of the intersection of Bells Line of Road, Beaumont Avenue and Grose Vale Road.

The defined area for South Windsor is the area bounded by Macquarie Street, Woods Road, South Creek and the Railway Line.

- **Business Area Other** – All other business rated properties not falling within any of the defined areas in Richmond, Windsor, Vineyard, Mulgrave, North Richmond and South Windsor.

## ORDINARY RATES

For 2023/2024, Council will collect its rating revenue from determined categories and sub-categories thereof predominantly through an ad valorem rate in the dollar, with a base rate being applicable as shown in the table below.

Rate Category/ Sub- Category	No. of Properties	Rateable Land Value	% Land Value	Notional Yield	% of Notional Yield	Ad valorem Rate in \$	Base Amount	Base Amount % of Yield
Residential	24,901	\$19,367,011,973	86.12%	\$39,765,696	85.66%	0.105039	\$780	48.84%
Business Area 1	812	\$792,959,693	3.53%	\$2,299,194	4.95%	0.210078	\$780	27.55%
Business Area 2	393	\$481,163,196	2.14%	\$1,317,358	2.84%	0.210078	\$780	23.27%
Business Area Other	403	\$410,706,684	1.83%	\$1,177,144	2.54%	0.210078	\$780	26.70%
Farmland	644	\$1,437,215,000	6.39%	\$1,860,993	4.01%	0.094535	\$780	26.16%
<b>Total</b>	<b>27,153</b>	<b>\$22,489,056,546</b>	<b>100%</b>	<b>\$46,420,385</b>				





## Base Amount

Council may levy up to 50% of its rating income (notional yield) within a category or sub-category by way of a Base Amount. The Base Amount applies to a category or sub-category, the applicable base amount is applied equally to all properties within the category or sub-category. After applying the Base Amount to a property, the remainder of ordinary rate applicable to that property is levied through the application of the relevant ad valorem rate (rate in the dollar) to the land value of that property.

A Base Amount is used to more equitably levy the total amount of rates across ratepayers where land values vary greatly within categories of ratepayers or there are disproportionate variations in valuations arising from a new valuation. Essentially the application of a Base Amount reduces the effect of land valuations on the rates payable.

Section 536 of the Act stipulates the criteria that are relevant in determining the Base Amount. In determining the proportion of rating income to be levied through a Base Amount for the respective relevant categories and sub-categories, Council has had regard to the extent to which projected ad valorem rates on individual properties do not reflect the cost of providing necessary services and facilities and the degree of congruity and homogeneity between the values of properties that would be subject to the rate and their spread throughout the area. For the relevant categories and sub-categories, a rate that is wholly an ad valorem rate would result in an uneven distribution of the rate burden because a comparatively high proportion of assessments would bear a comparatively low share of the total rate burden.

Taking into account these factors, rates from the Residential, Business and Farmland categories are levied on the basis of the proportion of the rating income (notional yield) allowed to be levied through a Base Amount for each Category based on 30% of the Residential Category.

## Notes:

Variations will occur throughout the budget year between the estimated rate revenue indicated above and the actual income received. Reasons for variations between estimated income and actual income received include:

- Previously non-rateable properties becoming rateable during the year.
- Properties being withheld from rating, pending revised valuation particulars from the Valuer General's Office. This occurs when properties are subdivided and new valuation particulars are requested for the newly created lots. This usually results in an increase in the valuation base for the following year.
- Properties being rated for previous years upon receipt of new valuation particulars. There is a time delay associated with requesting new valuation particulars. This may result in some properties not being rated for a particular year until subsequent rating periods. This artificially inflates the rating revenue received for the year the rates are actually levied.
- Any change in rating category is to take effect from the following quarter from when the application was received, should that application be successful.

### **Rating of Subdivided Land**

Following the sub-division of a parcel of land, rates cannot be levied on new lots until supplementary valuations have been provided to the Council by the NSW Valuer General and the Council has categorised each of the new parcels.

Once this has happened, Council can levy rates on a pro-rata basis from the date the deposited plan was registered.

When Council levies rates on new parcels of land on a pro-rata basis, an adjustment must be made in respect of the land that existed prior to the subdivision to reflect that rates and charges are only payable on that parcel up until the date of subdivision.

### **ANNUAL CHARGES**

In accordance with Section 501 of the Act, in addition to ordinary rates and special rates, Council may levy an annual charge for any of the following services:

- waste management services
- sewerage services
- water supply services
- drainage services
- any service prescribed by the regulations.

### **Waste Management**

Domestic Waste Management (DWM) Services generally means waste of a kind and quantity ordinarily generated on domestic premises and includes waste that may be recycled and garden organics.

In accordance with Section 504 of the Act, income obtained from charges for domestic waste management has been calculated so as to not exceed the reasonable cost to the council of providing the service. Council separately accounts for income raised through an annual charge for the provision of the DWM service and applies this revenue towards the cost of providing the service.

The DWM service for 2023/2024 includes the applicable bin service, the recycling bin service, the garden organics waste bin service and the one bulk kerbside collection service. DWM services are charged on a per dwelling basis. Council is required to levy a DWM service availability charge on properties that do not utilise the service but are located within the service area, to reflect the cost of the availability of the service to those properties.

For 2023/2024, Domestic Waste Management charges have been increased by 9.95% and Business Waste Management charges have been increased by 9.95%.

The table below illustrates the Waste Management charges for 2023/2024.

Charge 2022/2023	Description	Charge 2023/2024
<b>DOMESTIC</b>		
<b>Without Garden Organics Service</b>		
\$626.20	240 litre bin - Weekly	\$688.50
\$396.10	140 litre bin - Weekly	\$435.50
\$396.10	240 litre bin - Fortnightly	\$435.50
\$278.15	140 litre bin - Fortnightly	\$305.85
<b>With Garden Organics Service</b>		
\$715.85	240 litre bin - Weekly	\$787.10
\$485.75	140 litre bin - Weekly	\$534.10
<b>General Services</b>		
\$181.00	Availability - Weekly	\$199.00
\$90.50	Availability - Fortnightly	\$99.50
\$105.50	240 litre additional garden organics bin	\$116.00
\$105.05	240 litre additional recycling bin	\$116.00
POA	Multiple waste collection service	POA
<b>BUSINESS</b>		
\$916.10	240 litre bin - Weekly	\$1,007.25
\$574.30	140 litre bin - Weekly	\$631.45
\$641.30	240 litre bin - Fortnightly	\$701.10
\$392.45	140 litre bin - Fortnightly	\$431.50
\$111.35	240 litre additional garden organics bin	\$122.45
\$111.35	240 litre additional recycling bin	\$122.45
POA	Multiple waste collection service	POA

The estimated yield from Waste Management charges is \$18,475,734.

## Sewerage Service

Council provides reticulated sewerage services to the areas of:

- Bligh Park
- Clarendon
- McGraths Hill and Mulgrave Industrial Area
- Pitt Town
- South Windsor and South Windsor Industrial Area
- Windsor
- Windsor Downs
- Other minor extensions.

## Residential Sewerage Charge

Council levies an annual charge for sewerage services provided to each residential dwelling, whether by way of mixed development, single dwelling, dual occupancy, strata or non-strata units/flats. The residential sewer rate is calculated on the basis that revenue raised is sufficient to fund the cost of providing the service, the ongoing sewerage network maintenance and renewal, and major capital works planned for future years.

## Business Sewerage Charge

Businesses pay a sewerage charge rate based on usage. Five categories have been derived for volume discharges ranging from less than 1,000L per day (Category 1) to greater than 20,000L per day (Category 5).

Additionally, a Trade Waste Excess Volume Charge applies to the Category 5 discharges. Those businesses with volumes exceeding 20,000 litres per day (Category 5) will attract the excess volume charge for each kilolitre in excess of 20kL per day.

Trade Waste mass loading charge may be levied based on the strength of pollutants in the waste stream and is applicable to Categories 4 and 5. Mass load will be charged for the entire volume when the concentration of a substance exceeds domestic concentration, see Table 1. Any item not in the table are deemed not typical for residential waste and will be charged for any concentration present.

Substance	Concentration (mg/L)
Biochemical oxygen demand (BOD5)	300
Suspended Solids	300
Total Oil and grease	50
Ammonia (as Nitrogen)	35
Total Kjeldahl nitrogen (TKN)	50
Total phosphorus	10
Total dissolved solids	550
Sulphate (SO4)	50

Table 1: Deemed concentration of substances in domestic sewage

Volumes of waste generated consistently above the initial assessed categorisation will result in a review of the nominated category. An appeal mechanism will also enable the category to be reviewed when a property owner feels the assessed volume is too high.

Where industrial or commercial premises contain strata or non-strata units constructed under current planning laws these units are self-contained and considered separate entities; that is each unit contains its own amenities (toilets, showers, sink, canteen etc.). In these cases, a sewerage rate is calculated based on volume discharged to the sewerage system and applied to each unit.

Where industrial or commercial premises contain non-strata units constructed under older planning laws and may not be self-contained, that is where several units share amenities; these units can be aggregated to a single annual charge based on a combined volume discharge to the sewerage system.

Council levies an Unconnected Annual Charge (availability charge) on properties that do not utilise the sewerage service but are located within the service area, to reflect the cost of the availability of the service to those properties.

For 2023/2024, Sewerage charges have been increased by 14%.



The table below shows the Sewerage charges for 2023/2024.

Charge 2022/2023	Type of Service	Charge 2023/2024
<b>RESIDENTIAL</b>		
\$954.30	Residential Connected	\$1,087.90
\$635.50	Residential Unconnected	\$724.45
<b>BUSINESS</b>		
\$1,110.75	Category 1 (<1,000 litres per day)	\$1,266.25
\$5,569.40	Category 2 (1,001 to 5,000 litres per day)	\$6,349.10
\$11,094.50	Category 3 (5,001 to 10,000 litres per day)	\$12,647.75
\$22,121.20	Category 4 (10,001 to 20,000 litres per day)	\$25,218.20
\$22,121.20	Category 5 (>20,000 litres per day)*	\$25,218.20
\$640.35	Business - Unconnected	\$730.00

\* Plus Trade Waste Excess Volume Charge of \$4.32 per kilolitre for Category 5 properties. The estimated yield from Sewerage charges is \$10,605,025.



Australia Day on the Hawkesbury

### Sullage Service

Council provides a sullage pump-out service to properties that are not serviced by Sydney Water or the Windsor Sewer Scheme and do not have an on-site sewerage management facility. An annual charge is levied for the Sullage service.

Extra services and Emergency Services may be requested at any time during the financial year at an additional fee per service.

The sullage service charges are calculated on the basis that revenue raised is sufficient to fund the cost of providing the service.

For 2023/2024 Sullage charges have been increased by 3.5%.

The table below shows the Sullage service charges for 2023/2024.

Charge 2021/2022	Type of Service	Charge 2023/2024
<b>RESIDENTIAL</b>		
\$2,670.50	Fortnightly Residential	\$2,764.00
\$5,341.00	Weekly Residential	\$5,528.00
\$214.90	Emergency Service	\$222.40
\$171.10	Extra Service	\$177.10
<b>BUSINESS</b>		
\$29.40	Commercial per 1000 litre (min volume 2500 litre)	\$30.45

The estimated fees from Sullage service charges are \$2,522,224.

### Stormwater Management Service Charge

This charge enables Council to deliver additional new stormwater infrastructure, \$20K towards a water quality testing program, and \$63K for enhanced maintenance of stormwater infrastructure assets. Works were brought forward for the completion of Mitchell Street, Glossodia drainage construction during 22/23. The charges to be levied are shown in the table below.

Category	Annual Charge
<b>RESIDENTIAL</b>	
Residential	\$25.00
Residential Strata	\$12.50
<b>BUSINESS</b>	
Business	\$25.00 per 350m <sup>2</sup> , or part thereof, up to a maximum of \$1,500
Business Strata	Pro-rata of the above, based on land valuation apportionment

The estimated yield from Stormwater Management Service charges is \$543,562.

**Drainage Management Charge**

The previously referred to stormwater charge has not been applied to the North Richmond (Redbank) area.

Given the unique nature of the stormwater system in the area, a Drainage Management charge under Section 501 of the Local Government Act, 1993, is levied on all properties in the identified urban release area in North Richmond (Redbank), to recover ongoing maintenance and renewal costs, and legislative obligations in regard to the retained dams that form part of the heritage 'keyline drainage system' in this area.

Funding collected under this charge will be applied specifically to works and maintenance in the collection area.

The Table below shows the Drainage Management charges for 2023/2024.

Charge 2022/2023	Category	Charge 2023/2024
<b>RESIDENTIAL</b>		
\$30.00	Drainage Management	\$100.00
<b>BUSINESS</b>		
\$30.00	Drainage Management	\$100.00

The estimated yield from Drainage Management charge is \$111,300.

**PENSIONER CONCESSIONS**

Concession on the rates and charges levied are available to eligible pensioners. Council offers a number of rating concessions to pensioners over and above the mandatory concessions.

No State Government subsidy is received against these additional concessions.

Pensioner Rebates are only available to eligible pensioners from 1 July in the rating year in which they apply (or from the applicable quarter in the same year).

**Ordinary Rates and Domestic Waste Management Service Charge**

The Act provides for pension rebates of up to 50% of the aggregated ordinary rates and domestic waste management service charges, to a maximum of \$250.

Under the State’s mandatory Pensioner Concession Scheme, the State Government reimburses Council 55% (up to \$137.50 per property) of the rates and charges written off under the provisions of the Act. Council funds the remaining 45% (up to \$112.50).

This amount has remained unchanged since 1989. The total concession provided has traditionally been in excess of this, being based on 50% of the applicable charge. The additional concession amount is fully funded by Council.

**Sullage Service Charge**

Council provides eligible pensioners receiving a sullage pump-out service with a pensioner concession additional to that received for rates and garbage. This subsidy is not available to pensioners who have non-eligible adult residents living at their property.

This rebate is fully funded by Council and is based on 50% of the applicable charge. The State Government provides no assistance towards pensioners on the sullage service.

## FEES AND CHARGES

### Fee Pricing Policy

Council provides a wide range of services to the community and applies fees and charges accordingly. Each fee has been based on the pricing policy relevant and applicable to the fee and in line with competitive neutrality principles.

Code	Pricing Policy	Description
S	Statutory Fee	Price set to comply with statutory legislation
E	External Cost	Price determined by external parties
N	Nil Cost Recovery	No fee charged
P	Partial Cost Recovery	Price partially recovers costs
F	Full Cost Recovery	Price recovers costs attributable to good or service
R	Rate of Return	Price recovers all costs plus a set return
M	Market Rate	Price based on relevant market rate

Section 610E of the Act allows Council to waive payment of, or reduce a fee in a particular case if it is satisfied that the case falls within a category of hardship or any other category that Council has determined it may consider waiving payment, or reducing a fee for this category.

Category	Description
Hardship	Where there is evidence that the payment of the fee or charge will impose unreasonable financial hardship on the applicant given their particular circumstances
Charity	Where the applicant is a registered charity and the fee is for a service that will enable the provision of charitable services
Not For Profit	Where the applicant is an organisation that holds not for profit status and the fee is for a service that will enable the achievement of their objectives and betterment for the Hawkesbury community
Commercial	To attract functions or activities to the Hawkesbury Local Government Area, where there is a longer-term benefit to the Hawkesbury community
Natural Disaster Relief	Where the applicant has been adversely impacted as a result of a natural disaster. Waiving of any fees is subject to Council Resolution.

The following principles will be considered when applying any reduction or waiver of a fee or charge:

- compliance with statutory requirements
- fairness and consistency
- integrity
- equity
- transparency
- commerciality.

The Council will directly, or through delegated authority, assess and make determinations on requests for reduction or waiver of fees in accordance with the above Categories.



## **Meeting Rooms – Deerubbin Centre**

The meeting rooms in the Deerubbin Centre are available for hire or for free use as follows:

### Free Use – Meeting Rooms Deerubbin Centre

Local Community Group (for the purposes of Hawkesbury City Council's fees and charges) and therefore be eligible for free use of meeting rooms at the Deerubbin Centre, all of the following five criteria must be met (supportive documentation may be required):

- a) An organised, volunteer, membership-based group whose objective is to support or engage in activities of public interest and;
- b) Operates on a non-profit basis and received no government funding to provide services and;
- c) Is located within the Hawkesbury Local Government Area (LGA) or can provide documented evidence that a least 50% of their membership base resides in the Hawkesbury LGA and;
- d) Provides community or cultural benefits to the residents of the LGA and;
- e) Be a non-political group.

All other hires of the meeting rooms at the Deerubbin Centre, with the exception of Local Community Groups, as defined above, are subject to the fees as outlined in the Fees and Charges. Council has determined the following categories:

Group Category	Description of Group/Individual	Subject to Hire Fee?
A	<p><b>Category A includes:</b></p> <p>1. Local Government Area (LGA) Community Groups)</p> <p>To be defined as a LGA Community Group (for the purposes of Hawkesbury’s City Council’s fees and charges), and therefore be eligible for free use of community rooms all of the following five criteria must be met (supportive documentation may be required):</p> <ul style="list-style-type: none"> <li>a. An organised, volunteer, membership-based group whose objective is to support or engage in activities of public interest and;</li> <li>b. Operates on a non-profit basis and receives no government funding to provide services and;</li> <li>c. Is located with the Hawkesbury LGA or can provide evidence that at least 50% of their membership resides in the Hawkesbury LGA and;</li> <li>d. Provides community or cultural benefits to the residents of Hawkesbury LGA and;</li> <li>e. Is not a political party.</li> </ul>	NO
B	<p><b>Category B includes:</b></p> <ul style="list-style-type: none"> <li>1. Non LGA community groups that are organised, volunteer and membership-based and operate on a non-profit basis.</li> <li>2. Self-employed persons for the purpose of providing service to the community on a cost-recovery basis.</li> <li>3. Non-profit organisations with reasonable means, for example lease own facilities or have assets such as money or property, or in receipt of government funding to provide their services.</li> </ul>	YES
C	<p><b>Category C includes:</b></p> <ul style="list-style-type: none"> <li>1. Commercial, for profit businesses.</li> <li>2. Groups or organisations that distributes money that it makes to its members.</li> <li>3. Consortiums or organised groups of businesses where the primary purpose of getting together is to promote goods and services and develop for profit activities, for example product launches and demonstrations; luncheons; tradeshows; swap meets.</li> <li>4. Self-employed persons for the purpose of providing services to the public for profit.</li> <li>5. State, Federal and Local Government (excluding Hawkesbury City Council) departments or agencies.</li> <li>6 Non-Government Organisations fully operating under State, Federal or Local Government auspices or funding arrangements.</li> <li>7. Non-profit organisations with substantial means, for example ownership of assets or paid staff.</li> </ul>	YES

Category A hirers have free use of the meeting rooms within the Deerubbin Centre. Category B and C hirers are subject to hire fees outlined in the Fees and Charges.

## Goods and Services Tax (GST)

Council has registered for GST. The ABN of Council is 54 659 038 834.

Fees and Charges have been based on the best available information in relation to the GST impact on the fees and charges at time of publication. It should be noted that all fees and charges are subject to change in accordance with amendments to the Goods and Services Tax Legislation and subsequent ATO rulings and regulations.

The 2023/2024 fees listed are inclusive of GST where applicable.

## Statutory Fees and Charges

Statutory Fees are those fees determined by legislative requirements or determined by Ministerial decision. Prices set by State or Federal legislation as new or amended are applicable from the date of gazettal without further notice given. Council may apply any new fees of this nature.

## Kerb and Guttering Contributions by Adjoining Owners

The Act provides that recovery from the adjoining owner of a property may be made for up to 50% of the costs of the construction of kerbing and guttering. This applies for all future works, upon completion, with 50% of costs recovered for the adjoining front boundary and 25% of the costs recovered for the side boundary constructions on corner blocks.

## Interest on Overdue Rates and Annual Charges

In accordance with Section 566 of the Act, the interest rate charged on overdue rates and charges for 2023/2024 by Council, is set at up to the maximum permitted by the Minister for Local Government.

## Interest on Overdue Sundry Debts

Sundry Debts greater than 180 days may incur interest charges at the same rate which is applicable to overdue rates.

## Legal Charges

Legal fees charged on applicable outstanding Rates and Charges are levied in accordance with the Schedule provided by NSW Courts.

## Payment of Interest Securities

Upon application, interest is paid on security deposits due for refund. Interest payable is calculated at the equivalent rate achieved on investments less the administration charge.

## Proposed Borrowings

In accordance with Section 405(2) of the Act and Clause 201 of the Local Government (General) Regulation 2021, Council is required to provide a statement of:

- the amounts of any proposed borrowings (other than internal borrowing)
- the sources from which they are proposed to be borrowed
- the means by which they are proposed to be secured

Council intends on borrowing \$7million via an external loan in 2023/2024 to bring forward needed infrastructure renewal works. The loan will be secured by Council's income in accordance with Clause 23 of the Local Government (General) Regulation, 2021.

## Financial Assistance given by Council

Council may seek to advance its strategic and operational objectives by providing financial and other support to individuals, community groups and business entities. In line with Section 356 of the Act, Council may by way of resolution, contribute money or otherwise grant financial assistance.

To facilitate the provision of financial assistance to individuals, community groups and business entities, Council has adopted a Sponsorship Policy and established a Community Sponsorship Program. The Community Sponsorship Program provides financial assistance to projects and activities which deliver on the objectives of the Hawkesbury Community Strategic Plan and other plans adopted by Council.

Council also contributes funding towards the staging of the Hawkesbury City Eisteddfod and the rental of the Council owned building occupied by the Women's Cottage.

Council provides a range of in-kind services through the provision of staff and the use free of charge of community rooms and other Council owned buildings.







# 2023/2024 FEES AND CHARGES

Economic Development	62
Visitor Information Centre	62
Communications and Events	62
Regulatory Services	65
Community Services	74
Development Assessment	80
Strategic Planning Services	93
Infrastructure Operations	96
City Services	98
Open Space Services	99
City Services - Hawkesbury Sports Council	105
City Services - McMahons Park	107
City Services - Hawkesbury Oasis Aquatic and Fitness Centre	108
Wastewater Operations	111
Resource Recovery	114
Property and Strategy	116
Governance	119
Arts and Culture - Gallery and Museum	120
Arts and Culture - Library Services	123
Financial Services	126
General Counsel	127

Index	Fee Description	Conditions	2022/23 Fees (GST Incl)	Pricing Policy	GST	2023/24 Fees (GST Incl)
<b>ECONOMIC DEVELOPMENT</b>						
<b>LOCAL ECONOMIC DEVELOPMENT</b>						
<b>ED.1</b>	<b>Economic Development Activities</b>					
ED.1.1	Business Development Promotions and Projects	Per item or unit price	POA	M	Y	<b>POA</b>
ED.1.2	Tourism Promotion and Projects	Per item or unit price	POA	M	Y	<b>POA</b>
<b>ED.2</b>	<b>Biz Connect Room (Digital Domain)</b>					
ED.2.1	Hire of Biz Connect Room (Digital Domain)	Per hour Room only	\$20.40	P	Y	<b>\$25.00</b>
ED.2.2	Hire of Biz Connect Room (Digital Domain)	Per hour Room and IT Equipment	POA	P	Y	<b>POA</b>
<b>VISITOR INFORMATION CENTRE</b>						
<b>MERCHANDISE SALES</b>						
<b>VC.1</b>	<b>Merchandise</b>					
VC.1.1	Range- \$0.05 to POA	Per item	POA	R	Y	<b>POA</b>
VC.1.2	Commission fee on consignment stock	Range - 10% to 50% Per item	POA	R	Y	<b>POA</b>
VC.1.3	Commission on bookings	6% commission	POA	R	Y	<b>POA</b>
<b>VC.2</b>	<b>Promotional Activities</b>					
VC.2.1	Range- \$50.00 to POA	Per item For provision of promotional service	POA	P	Y	<b>POA</b>
<b>VC.3</b>	<b>Photographs and Images</b>	<b>Refer to Fees LS.3.1 - LS.3.10</b>				
<b>COMMUNICATIONS AND EVENTS</b>						
<b>EVENTS</b>						
<b>CC.1</b>	<b>Event Application Fees</b>					
CC.1.1	Application Fee		Free	N		<b>Free</b>
CC.1.2	Late Application Fee	2 months or less	\$102.00	P	X	<b>\$102.00</b>
<b>CC.2</b>	<b>Traffic and Transport Management for Events</b>					
CC.2.1	Late Application Fee - Special Events - Traffic Management		\$117.30	P	X	<b>\$117.30</b>
<b>CC.3</b>	<b>Non Exclusive use events</b>					
<b>CC.3.1</b>	<b>Administration/Booking Fee</b>					
<b>CC.3.2</b>	<b>Events in Parks</b>	<b>Included but not limited to the following activities: Weddings, Events, Parties, Large gatherings, Markets or Activities involving temporary structures</b>				
CC.3.3	Small to Medium Events	Up to 200 people Excluding War Memorial Events	\$95.20	P	Y	<b>\$98.50</b>
CC.3.4	Large Events	Over 200 people	\$120.85	F	Y	<b>\$125.10</b>
CC.3.5	Personal trainers/Boot camps	Per season Summer (September - March), Winter (April - August)	\$862.90	F	Y	<b>\$893.10</b>

Index	Fee Description	Conditions	2022/23 Fees (GST Incl)	Pricing Policy	GST	2023/24 Fees (GST Incl)
CC.3.6	Personal trainers/Boot camps/Other Commercial users	Casual hourly rate	\$27.55	F	Y	<b>\$28.50</b>
CC.3.7	Wedding at McQuade Park	Per hour (Maximum 2 hours) Includes Booking Fee	\$130.05	F	Y	<b>\$135.00</b>
<b>CC.3.8</b>	<b>Refundable Bond</b>					
CC.3.9	Sporting/Community event	Minimum fee	\$200.00	P	X	<b>\$200.00</b>
CC.3.10	Corporate/Business event	Minimum fee	\$1,000.00	P	X	<b>\$1,000.00</b>
<b>CC.4</b>	<b>Exclusive use events</b>	<b>Exclusive use is where the activity/event takes over the whole or part of a park and restricts usage to that area</b>				
<b>CC.4.1</b>	<b>Administration/Booking Fee</b>					
<b>CC.4.2</b>	<b>Community organisation event (not for profit)</b>	<b>Where the event is no more than 3 consecutive days</b>				
CC.4.3	Set up – Prior to Event	Per day	\$364.15	P	Y	<b>\$377.00</b>
CC.4.4	Event days	Per day	\$957.15	P	Y	<b>\$991.00</b>
CC.4.5	Removal/Clean up – Post Event	Per day	\$364.15	P	Y	<b>\$377.00</b>
<b>CC.4.6</b>	<b>Corporate/Business organisation event</b>	<b>Where the event is no more than 3 consecutive days</b>				
CC.4.7	Set up – Prior to Event	Per day	\$624.25	F	Y	<b>\$646.10</b>
CC.4.8	Event days	Per day	\$1,248.50	F	Y	<b>\$1,292.20</b>
CC.4.9	Removal/Clean up – Post Event	Per day	\$624.25	F	Y	<b>\$646.10</b>
<b>CC.4.10</b>	<b>Community/Corporate/Business organisation event</b>	<b>Where the event is more than 3 consecutive days</b>	POA	F	Y	<b>POA</b>
	<b>Exclusive use events</b>					
	<b>For areas less than 1000m2 or less than 40% of the park, a reduced fee of 50% applies</b>					
<b>CC.5</b>	<b>Refundable Bond</b>					
CC.5.1	Sporting/Community event	Minimum fee	\$200.00	P	X	<b>\$200.00</b>
CC.5.2	Corporate/business event	Minimum fee	\$1,000.00	P	X	<b>\$1,000.00</b>
<b>CC.6</b>	<b>Events Services</b>					
CC.6.1	Electricity	Per day	\$109.25	P	Y	<b>\$150.00</b>
CC.6.2	Water	Per day	\$109.25	P	Y	<b>\$150.00</b>
CC.6.3	Parking and event fencing set up	Per day	\$2,244.00	F	Y	<b>\$2,322.55</b>
CC.6.4	Parking and event fencing pack up	Per day	\$2,244.00	F	Y	<b>\$2,322.55</b>
CC.6.5	Commercial Stallholder Fee – where Council is the Event Organiser – 3m x 3m Event Space – Tier 1	Per day, per event (Minimum fee)	\$336.60	R	Y	<b>\$348.40</b>
CC.6.6	Commercial Stallholder Fee – where Council is the Event Organiser – 3m x 6m Event Space – Tier 1	Per day, per event (Minimum fee)		R	Y	<b>\$420.75</b>
CC.6.7	Commercial Stallholder Fee – where Council is the Event Organiser – 3m x 3m Event Space – Tier 2	Per day, per event (Minimum fee)	\$224.40	R	Y	<b>\$232.25</b>
CC.6.8	Commercial Stallholder Fee – where Council is the Event Organiser – 3m x 6m Event Space – Tier 2	Per day, per event (Minimum fee)		R	Y	<b>\$280.50</b>
CC.6.9	Commercial Stallholder Fee – where Council is the Event Organiser – 3m x 3m Event Space – Tier 3	Per day, per event (Minimum fee)	\$123.40	R	Y	<b>\$127.70</b>

Index	Fee Description	Conditions	2022/23 Fees (GST Incl)	Pricing Policy	GST	2023/24 Fees (GST Incl)
CC.6.10	Commercial Stallholder Fee - where Council is the Event Organiser - 3m x 6m Event Space - Tier 3	Per day, per event (Minimum fee)		R	Y	\$154.25
CC.6.11	Commercial Stallholder Fee - where the Event Space is greater than 3m x 6m	Applicable Event Space fee plus \$20 per additional metre Per day, per event		R	Y	POA
CC.6.12	Marquee temporary structure - 3m x 3m Event Space	Per day, per event (Minimum fee)		R	Y	\$300.00
CC.6.13	Marquee temporary structure - 3m x 6m Event Space	Per day, per event (Minimum fee)		R	Y	\$550.00
CC.6.14	Fete temporary structure - 2.4m x 2.4m Event Space	Per day, per event (Minimum fee)		R	Y	\$150.00
CC.6.15	Entry Fee - Event Demonstrations/ Workshops/Tickets - Tier 1	Per Event	\$112.20	P	Y	\$50.00
CC.6.16	Entry Fee - Event Demonstrations/ Workshops/Tickets - Tier 2	Per Event	\$56.10	P	Y	\$30.00
CC.6.17	Entry Fee - Event Demonstrations/ Workshops/Tickets - Tier 3	Per Event	\$28.05	P	Y	\$15.00
<b>CC.7</b>	<b>Food/Alcohol Stallholder Consultant</b>					
CC.7.1	Food/Alcohol Stallholder fee - where External Consultant is engaged	Per stall, per day, per event	\$112.20	R	Y	\$112.20
<b>CC.8</b>	<b>Garbage Service</b>					
CC.8.1	Delivery and Pick-up of bins	For Events held in Council owned parks only				
CC.8.2	1 to 10 bins		\$405.95	F	Y	\$405.95
CC.8.3	11 to 25 bins		\$811.90	F	Y	\$811.90
CC.8.4	Emptying Fee	Per bin	\$19.40	F	Y	\$19.40
CC.8.5	Replacement bin due to vandalism or theft		\$118.30	F	Y	\$118.30
CC.9	Toilet cleaning	Prior to event	\$98.95	P	Y	\$98.95
<b>CC.10</b>	<b>Casual Use of Parks and Reserves</b>					
<b>CC.10.1</b>	<b>Park Access</b>					
CC.10.2	Establishment fee for use of parks as compounds by Contractors		\$286.10	F	X	\$286.10
CC.10.3	Rental per week for compound site	Per m2	\$1.35	F	X	\$1.35
CC.10.4	Parks access administration fee		\$95.15	F	X	\$95.15
<b>CC.11</b>	<b>Use of Parks and Reserves by Hot Air Balloons</b>					
CC.11.1	Annual administration booking fee		\$95.15	P	Y	\$95.15
CC.11.2	Fee per launch, landing or tether	For annual bookings	\$30.15	R	Y	\$30.15
CC.11.3	Casual hire fee	Per launch, landing or tether	\$131.10	R	Y	\$131.10
<b>CC.12</b>	<b>Circuses/Fairs/Carnivals and other similar size events</b>					
CC.12.1	Set up/Removal/Non-Show days	Per day	\$624.25	F	Y	\$624.25
CC.12.2	Show days		\$1,248.50	F	Y	\$1,248.50
<b>CC.13</b>	<b>Markets and Fetes (Excluding Windsor Mall) Rate per day</b>					
CC.13.1	Application Fee - Community		\$114.45	F	Y	\$114.45
CC.13.2	Application Fee - Commercial		\$563.90	F	Y	\$563.90



Index	Fee Description	Conditions	2022/23 Fees (GST Incl)	Pricing Policy	GST	2023/24 Fees (GST Incl)
CC.13.3	Commercial Markets – Richmond Park	Per day within designated area	\$659.95	F	Y	<b>\$659.95</b>
CC.13.4	Other Markets		POA	F	Y	<b>POA</b>
<b>CC.14</b>	<b>Use of park to access private property for building/landscape works</b>					
CC.14.1	Administration fee		\$95.15	P	X	<b>\$95.15</b>
CC.14.2	Inspection fee		\$140.45	F	X	<b>\$140.45</b>
CC.14.3	Refundable Bond	Minimum	\$2,000.00	P	X	<b>\$2,000.00</b>
<b>CC.15</b>	<b>Food Premises Registration and Inspection</b>	<b>Temporary and/or Mobile Food Vending Equipment</b>				
<b>CC.15.1</b>	<b>Temporary and/or mobile food vending equipment registration and inspection fee</b>	<b>Fee paid 30 days prior to event</b>				
CC.15.2	Temporary Food Premises Category 1	Per annum (fee paid 30 days prior to event)	\$150.85	P	X	<b>\$156.15</b>
CC.15.3	Temporary Food Premises Category 2	Per annum (fee paid 30 days prior to event)	\$112.90	P	X	<b>\$116.85</b>
CC.15.4	Temporary Food Premises Category 3	Per annum (fee paid 30 days prior to event)	\$74.95	P	X	<b>\$77.55</b>
<b>CC.15.5</b>	<b>Temporary and/or mobile food vending equipment registration and inspection fee</b>					
CC.15.6	Temporary Food Premises Category 1	Per annum	\$197.70	P	X	<b>\$204.60</b>
CC.15.7	Temporary Food Premises Category 2	Per annum	\$145.65	P	X	<b>\$150.75</b>
CC.15.8	Temporary Food Premises Category 3	Per annum	\$98.85	P	X	<b>\$102.30</b>
<b>ADVERTISING AND PROMOTION</b>						
<b>CC.16</b>	<b>Banner Pole Hire</b>					
CC.16.1	Application Fee	Per banner Covers a period of 2 weeks	\$27.00	P	X	<b>\$28.00</b>
CC.16.2	Removal of overdue banner		\$143.80	F	X	<b>\$149.00</b>
CC.16.3	Refundable key bond		\$31.60	P	X	<b>\$33.00</b>
CC.16.4	Late return of key		\$15.60	P	X	<b>\$16.00</b>
<b>CC.17</b>	<b>Banner Production</b>	<b>External Organisations</b>				
CC.17.1	Supply of completed banner	Per linear metre	\$119.30	P	Y	<b>\$123.48</b>
<b>CC.18</b>	<b>Sale of Promotional Items</b>		<b>POA</b>	<b>P</b>	<b>Y</b>	<b>POA</b>
<b>REGULATORY SERVICES</b>						
<b>CARAVAN PARKS, CAMPING GROUNDS AND MANUFACTURED HOME ESTATES</b>						
RS.1	Application for approval to operate	Per site (minimum \$100.00)	\$23.55	P	X	<b>\$24.35</b>
RS.2	Reinspection of application for approval to operate	Per site (minimum \$100.00)	\$23.55	P	X	<b>\$24.35</b>
RS.3	Periodic inspection	Per site (minimum \$100.00)	\$23.55	P	X	<b>\$24.35</b>
RS.4	Reinspection required due to non compliance in periodic inspection	Per site (minimum \$80.00)	\$20.90	P	Y	<b>\$21.65</b>
RS.5	Issue replacement approval to new proprietor		\$85.80	P	X	<b>\$88.80</b>

Index	Fee Description	Conditions	2022/23 Fees (GST Incl)	Pricing Policy	GST	2023/24 Fees (GST Incl)
<b>COMPANION ANIMALS</b>						
<b>RS.6</b>	<b>Companion Animals Registration Fees</b>	<b>Companion Animals Amendment Bill 2013 (NSW) Schedule 2 Amendment of Companion Animals Regulation 2008</b>				
RS.6.1	Dog - Desexed (by relevant age)	Per animal or as determined by Legislation	\$69.00	S	X	<b>\$75.00</b>
RS.6.2	Dog - Desexed (by relevant age) - Eligible Pensioner	Per animal or as determined by Legislation	\$29.00	S	X	<b>\$32.00</b>
RS.6.3	Dog - Desexed (sold by Pound/Shelter)	Per animal or as determined by Legislation	Free	S	X	<b>Free</b>
RS.6.4	Dog - Not desexed or desexed (after relevant age)	Per animal or as determined by Legislation	\$234.00	S	X	<b>Free</b>
RS.6.5	Dog - Not desexed (not recommended)	Per animal or as determined by Legislation	\$69.00	S	X	<b>\$75.00</b>
RS.6.6	Dog - Not desexed (not recommended) - Eligible Pensioner	Per animal or as determined by Legislation		S	X	<b>\$32.00</b>
RS.6.7	Dog - Not desexed (recognised breeder)	Per animal or as determined by Legislation	\$69.00	S	X	<b>\$75.00</b>
RS.6.8	Dog - Working	Per animal or as determined by Legislation	Free	S	X	<b>Free</b>
RS.6.9	Dog - Service of the State	Per animal or as determined by Legislation	Free	S	X	<b>Free</b>
RS.6.10	Assistance Animal	Per animal or as determined by Legislation	Free	S	X	<b>Free</b>
RS.6.11	Cat - Desexed or Not Desexed	Per animal or as determined by Legislation	\$59.00	S	X	<b>\$65.00</b>
RS.6.12	Cat - Desexed - Eligible Pensioner	Per animal or as determined by Legislation	\$29.00	S	X	<b>\$32.00</b>
RS.6.13	Cat - Desexed (sold by Pound/Shelter)	Per animal or as determined by Legislation	Free	S	X	<b>Free</b>
RS.6.14	Cat - Not desexed (not recommended)	Per animal or as determined by Legislation	\$59.00	S	X	<b>\$65.00</b>
RS.6.15	Cat - Not desexed (not recommended) - Eligible Pensioner	Per animal, per year or as determined by Legislation	\$59.00	S	X	<b>\$32.00</b>
RS.6.16	Cat - Not desexed (recognised breeder)	Per animal, per year or as determined by Legislation	\$59.00	S	X	<b>\$65.00</b>
RS.6.17	Late Fee	Where the registration fee has not been paid 28 days after the date on which the animal is required to be registered	\$19.00	S	X	<b>\$21.00</b>
<b>RS.6.18</b>	<b>Annual Permits</b>	<b>Per animal or as determined by Legislation</b>				
RS.6.19	Cats not desexed by four months of age	Per animal, per year or as determined by Legislation	\$85.00	S	X	<b>\$92.00</b>
RS.6.20	Dogs of a restricted breed	Per animal, per year or as determined by Legislation		S	X	<b>\$221.00</b>
RS.6.21	Dogs declared to be dangerous	Per animal, per year or as determined by Legislation		S	X	<b>\$221.00</b>
RS.6.22	Late Fee	Per animal, per year or as determined by Legislation		S	X	<b>\$92.00</b>
RS.6.23	Sale of signage to dangerous dog owner	As required by Legislation	\$25.50	F	Y	<b>\$26.40</b>
RS.6.24	Dangerous dog collars	Price range: Small - \$35.00, Medium - \$40.00 Large - \$47.00 As required by Legislation	\$POA	F	Y	<b>\$POA</b>

Index	Fee Description		2022/23 Fees (GST Incl)	Pricing Policy	GST	2023/24 Fees (GST Incl)
<b>Exemptions will be in place for cats that are registered by 1 July 2020, cats kept for breeding purposes by members of recognised breeding bodies, and cats which cannot be desexed for medical reasons.</b>						
<b>Owners of dogs of a restricted breed or declared to be dangerous will be required to pay an annual permit in addition to their one-off lifetime pet registration fee. This applies to dogs that are already registered.</b>						
<b>A recognised Breeder means a person who is a prefix endorsed member of the following: Royal NSW Canine Council Ltd / NSW Cat Fanciers Assoc Inc / Waratah State Cat Alliance Inc</b>						
RS.7	Micro-chipping (Cats & Dogs)	Per animal	\$58.65	P	Y	<b>\$60.70</b>
RS.8	Micro-chipping Cat/Dog for Animal Welfare Groups that have Section 16D exemption under the NSW Companion Animals Act 1998	Per animal	\$9.10	P	Y	<b>\$9.40</b>
RS.9	Vaccinating Cat/Dog for Animal Welfare Groups that have Section 16D exemption under the NSW Companion Animals Act 1998	Per animal	\$13.05	P	Y	<b>\$13.50</b>
<b>Note: A dog formerly registered with the Greyhound Racing Act (1985), will have the applicable registration fee reduced by \$15.00</b>						
<b>RS.10</b>	<b>Compliance Certificates</b>	<b>Companion Animals Regulation 2008 - Regulation 25 for the purpose of the Companion Animals Act 1998 - Section 58H</b>				
RS.10.1	Certificate of compliance with enclosure requirements for dangerous, menacing or restricted dog, including inspection		\$150.00	S	X	<b>\$150.00</b>
<b>RS.11</b>	<b>Hire of Animal Control Goods</b>					
<b>RS.11.1</b>	<b>Traps</b>					
RS.11.2	Cats - Hire of Traps	Per fortnight Plus Fee RS.11.3	\$37.05	P	Y	<b>\$38.35</b>
RS.11.3	Cats - Deposit on Trap Hire	Refundable on return of trap	\$178.10	P	X	<b>\$184.35</b>
RS.11.4	Dogs - Hire of Traps	Per fortnight Plus Fee RS.11.5	\$44.60	P	Y	<b>\$46.42</b>
RS.11.5	Dogs - Deposit on Trap Hire	Refundable on return of trap	\$337.95	P	X	<b>\$349.80</b>
<b>RS.12</b>	<b>Companion Animals Impounding</b>					
<b>RS.12.1</b>	<b>Cats Impounding</b>					
RS.12.2	Release fee		\$70.80	P	X	<b>\$73.30</b>
RS.12.3	Maintenance	Per day	\$41.10	F	X	<b>\$42.55</b>
RS.12.4	Subsequent releases - same owner/same cat within 12 month period		\$125.90	R	X	<b>\$130.30</b>
<b>RS.12.5</b>	<b>Dogs Impounding</b>					
RS.12.6	Release fee		\$83.25	P	X	<b>\$86.15</b>
RS.12.7	Maintenance	Per day	\$44.35	F	X	<b>\$45.90</b>
RS.12.8	Subsequent releases - same owner/same dog within 12 month period		\$134.55	R	X	<b>\$139.25</b>

Index	Fee Description	Conditions	2022/23 Fees (GST Incl)	Pricing Policy	GST	2023/24 Fees (GST Incl)
<b>RS.13</b>	<b>Sales of animals</b> <b>For the following Councils-</b> <b>1) Hawkesbury City Council - Cats and Dogs</b> <b>2) Penrith City Council - Cats and Dogs</b> <b>3) The Hills Shire Council - Cats and Dogs</b> <b>4) Hornsby Shire Council - Cats and Dogs</b> <b>5) Other Councils - Cats and Dogs</b>					
<b>RS.13.1</b>	<b>Sale of Cats</b>					
RS.13.2	Male kittens under 3 years	Per animal Includes micro-chipping and desexing	\$174.75	P	Y	<b>\$180.85</b>
RS.13.3	Male kittens under 3 years (Pensioner sale)	Per animal Includes micro-chipping and desexing	\$137.20	P	Y	<b>\$142.00</b>
RS.13.4	Male cats 3 years to 10 years	Per animal Includes micro-chipping and desexing	\$137.20	P	Y	<b>\$142.00</b>
RS.13.5	Male cats 3 years to 10 years (Pensioner sale)	Per animal Includes micro-chipping and desexing	\$100.90	P	Y	<b>\$104.45</b>
RS.13.6	Male cats 10 years and older	Per animal Includes micro-chipping and desexing	\$90.10	P	Y	<b>\$93.25</b>
RS.13.7	Male cats 10 years and older (Pensioner sale)	Per animal Includes micro-chipping and desexing	\$65.80	P	Y	<b>\$68.10</b>
RS.13.8	Male cat of any age already desexed	Per animal Includes micro-chipping and desexing	POA	P	Y	<b>POA</b>
RS.13.9	Female kittens under 3 years	Per animal Includes micro-chipping and desexing	\$200.35	P	Y	<b>\$207.35</b>
RS.13.10	Female kittens under 3 years (Pensioner sale)	Per animal Includes micro-chipping and desexing	\$162.70	P	Y	<b>\$169.40</b>
RS.13.11	Female cats 3 years to 10 years	Per animal Includes micro-chipping and desexing	\$162.70	P	Y	<b>\$168.40</b>
RS.13.12	Female cats 3 years to 10 years (Pensioner sale)	Per animal Includes micro-chipping and desexing	\$125.05	P	Y	<b>\$129.45</b>
RS.13.13	Female cats 10 years and older	Per animal Includes micro-chipping and desexing	\$114.35	P	Y	<b>\$118.35</b>
RS.13.14	Female cats 10 years and older (Pensioner sale)	Per animal Includes micro-chipping and desexing	\$83.45	P	Y	<b>\$86.35</b>
RS.13.15	Female cat of any age already desexed	20% discount on sale price (sale price subject to age group)	POA	P	Y	<b>POA</b>
<b>RS.13.16</b>	<b>Sale of dogs</b>					
RS.13.17	Dogs and Pups under 4 years	Per animal Includes micro-chipping and desexing	\$424.65	P	Y	<b>\$439.50</b>
RS.13.18	Dogs and Pups under 4 years (Pensioner sale)	Per animal Includes micro-chipping and desexing	\$387.10	P	Y	<b>\$400.65</b>
RS.13.19	Male dogs 4 years to 9 years	Per animal Includes micro-chipping and desexing	\$287.55	P	Y	<b>\$297.60</b>
RS.13.20	Male dogs 4 years to 9 years (Pensioner sale)	Per animal Includes micro-chipping and desexing	\$249.90	P	Y	<b>\$258.65</b>
RS.13.21	Male dogs 10 years and older	Per animal Includes micro-chipping and desexing	\$182.05	P	Y	<b>\$188.40</b>
RS.13.22	Male dogs 10 years and older (Pensioner sale)	Per animal Includes micro-chipping and desexing	\$132.80	P	Y	<b>\$137.45</b>
RS.13.23	Male dog of any age already desexed	20% discount on sale price (sale price subject to age group)	POA	P	Y	<b>POA</b>
RS.13.24	Female dogs 4 years to 9 years	Per animal Includes micro-chipping and desexing	\$311.80	P	Y	<b>\$322.70</b>



Index	Fee Description	Conditions	2022/23 Fees (GST Incl)	Pricing Policy	GST	2023/24 Fees (GST Incl)
RS.13.25	Female dogs 4 years to 9 years (Pensioner sale)	Per animal Includes micro-chipping and desexing	\$274.20	P	Y	<b>\$283.80</b>
RS.13.26	Female dogs 10 years and older	Per animal Includes micro-chipping and desexing	\$203.50	P	Y	<b>\$210.60</b>
RS.13.27	Female dogs 10 years and older (Pensioner sale)	Per animal Includes micro-chipping and desexing	\$148.60	P	Y	<b>\$153.80</b>
RS.13.28	Female dog of any age already desexed	20% discount on sale price (sale price subject to age group)	POA	P	Y	<b>POA</b>
<b>RS.14</b>	<b>Surrender and Collection of Animals</b>					
RS.14.1	Surrender of cats to pound - Hawkesbury residents ONLY	Per animal	\$198.80	P	X	<b>\$205.75</b>
RS.14.2	Surrender of cats to pound - Non-Hawkesbury residents	Per animal	\$437.50	R	X	<b>\$452.80</b>
RS.14.3	Surrender of dogs to pound - Hawkesbury residents ONLY	Per animal	\$278.35	P	X	<b>\$288.10</b>
RS.14.4	Surrender of dogs to pound - Non-Hawkesbury residents	Per animal	\$516.75	R	X	<b>\$534.85</b>
<b>RS.15</b>	<b>Collection of surrendered cat or dog from private premises</b>					
RS.15.1	Within 30 km of the animal shelter	Per animal Plus Fees RS.14.1 to RS.14.4	\$143.20	F	X	<b>\$148.20</b>
RS.15.2	Between 30 km and 60 km of the animal shelter	Per animal Plus Fees RS.14.1 to RS.14.4	\$187.80	F	X	<b>\$194.35</b>
RS.15.3	Greater than 60 km of the animal shelter	Per animal Plus Fees RS.14.1 to RS.14.4	\$232.45	F	X	<b>\$240.60</b>
<b>RS.16</b>	<b>Stock Impounding</b>					
	<b>Driving Fees - under clause 2(4) of the Impounding Act 1993</b>	<b>Additional charges will apply for after hours, weekend and public holidays</b>				
RS.16.1	Call out fee	Collection of animal already contained	\$112.20	F	Y	<b>\$116.15</b>
RS.16.2	Call out fee where the animal is not contained	Additional charges are applicable if the animal is not contained and a portable yard is required	POA	F	Y	<b>POA</b>
RS.16.3	Transportation fees	Per km to secure holding facility	\$0.85	F	Y	<b>\$0.90</b>
<b>RS.16.4</b>	<b>Pound Keepers Fees for Sustenance</b>					
RS.16.5	Horses	Per head, per day	\$67.30	F	Y	<b>\$69.65</b>
RS.16.6	Cattle	Per head, per day	\$56.10	F	Y	<b>\$58.05</b>
RS.16.7	Sheep	Per head, per day	\$44.90	F	Y	<b>\$46.45</b>
RS.16.8	Pigs	Per head, per day	\$50.50	F	Y	<b>\$52.25</b>
RS.16.9	Goats	Per head, per day	\$44.90	F	Y	<b>\$46.45</b>
RS.16.10	Impounding fees to owner of animal(s)	Per animal per day whilst held at the holding facility	POA	F	Y	<b>POA</b>
<b>HEALTH SERVICES</b>						
<b>RS.17</b>	<b>Food Premises Annual Administration Charge</b>	<b>Food Regulation 2015, Part 10 Clause 183</b>				
	<b>This administration fee does not apply to School Canteens and Not for Profit Organisations</b>					
RS.17.1	5 or less FTE Food Handlers at premises		\$315.30	P	X	<b>\$326.35</b>
RS.17.2	6-50 FTE Food Handlers at premises		\$413.10	P	X	<b>\$427.55</b>
RS.17.3	Supermarkets		\$873.95	P	X	<b>\$904.55</b>

Index	Fee Description	Conditions	2022/23 Fees (GST Incl)	Pricing Policy	GST	2023/24 Fees (GST Incl)
<b>RS.18</b>	<b>Food Premises Inspection Fees</b>					
RS.18.1	Category 1 (Food Authority P1)	Per annum for each inspection	\$296.50	P	X	<b>\$306.90</b>
RS.18.2	Category 2 (Food Authority P2)	Per annum for each inspection	\$237.75	P	X	<b>\$246.05</b>
RS.18.3	Category 3 (Food Authority P3)	Per annum for each inspection	\$194.60	P	X	<b>\$201.40</b>
RS.18.4	Supermarkets	Per annum for each inspection	\$673.70	P	X	<b>\$697.30</b>
RS.18.5	Inspection/Reinspections of low risk food business (Food Authority P4)		\$45.00	P	X	<b>\$46.60</b>
RS.18.6	Reinspection after non-compliance		\$218.50	P	X	<b>\$226.15</b>
<b>RS.19</b>	<b>Temporary and/or mobile food vending equipment registration and inspection fee - Fee paid 30 days prior to event</b>					
RS.19.1	Temporary Food Premises Category 1	Per annum (fee paid 30 days prior to event)	\$150.85	P	X	<b>\$156.15</b>
RS.19.2	Temporary Food Premises Category 2	Per annum (fee paid 30 days prior to event)	\$112.90	P	X	<b>\$116.85</b>
RS.19.3	Temporary Food Premises Category 3	Per annum (fee paid 30 days prior to event)	\$74.95	P	X	<b>\$77.55</b>
<b>RS.20</b>	<b>Temporary and/or mobile food vending equipment registration and inspection fee</b>					
RS.20.1	Temporary Food Premises Category 1	Per annum	\$197.70	P	X	<b>\$204.60</b>
RS.20.2	Temporary Food Premises Category 2	Per annum	\$145.65	P	X	<b>\$150.75</b>
RS.20.3	Temporary Food Premises Category 3	Per annum	\$98.85	P	X	<b>\$102.30</b>
RS.21	Reinspection after non-compliance for temporary and/or mobile food vending equipment		\$120.75	P	X	<b>\$125.00</b>
RS.22	Issuing of notices under the Food Act		\$330.00	S	X	<b>\$330.00</b>
RS.23	Scores on Door review		\$218.50	P	Y	<b>\$226.15</b>
<b>RS.24</b>	<b>Inspection of Other Premises</b>					
RS.24.1	Brothels		\$327.75	P	X	<b>\$339.20</b>
RS.24.2	Water Cooling Systems	Per water cooling system	\$136.35	P	X	<b>\$141.10</b>
RS.24.3	Water Cooling System Re-inspection		\$142.60	P	X	<b>\$147.60</b>
RS.24.4	Hairdressing		\$135.35	P	X	<b>\$140.10</b>
RS.24.5	Skin penetration		\$196.65	P	X	<b>\$203.55</b>
RS.24.6	Skin Penetration Re-inspection		\$107.20	P	X	<b>\$110.95</b>
RS.24.7	Public and Semi Public Swimming Pools	For premises with one swimming pool Plus Fee RS.24.8 where applicable	\$136.35	P	X	<b>\$141.10</b>
RS.24.8	Public and Semi Public Swimming Pools - inspection of additional pools	Per pool, Where there is more than one pool on the premises	\$35.35	P	X	<b>\$36.60</b>
RS.24.9	Hairdresser Re-Inspection		\$107.20	P	X	<b>\$110.95</b>
<b>RS.25</b>	<b>Public Health Notification and Administration Fee</b>					
RS.25.1	Brothels		\$41.10	P	X	<b>\$42.55</b>
RS.25.2	Water Cooling Systems		\$142.70	P	X	<b>\$147.70</b>
RS.25.3	Hairdressing		\$41.10	P	X	<b>\$42.55</b>
RS.25.4	Skin penetration		\$41.10	P	X	<b>\$42.55</b>
RS.25.5	Public and Semi Public Swimming Pools		\$41.10	P	X	<b>\$42.55</b>

Index	Fee Description	Conditions	2022/23 Fees (GST Incl)	Pricing Policy	GST	2023/24 Fees (GST Incl)
RS.25.6	Water carting		\$41.10	P	X	<b>\$42.55</b>
RS.25.7	Registration of Potable Water Suppliers		\$41.10	P	X	<b>\$42.55</b>
<b>RS.26</b>	<b>Undertakers Premises/Mortuary</b>					
RS.26.1	Application for approval to operate an undertakers premises		\$178.90	F	X	<b>\$185.15</b>
RS.26.2	Periodic inspection of undertakers premises		\$194.80	P	X	<b>\$201.60</b>
RS.26.3	Application for approval to operate a mortuary		\$178.90	F	X	<b>\$185.15</b>
RS.26.4	Periodic inspection of mortuary		\$194.80	F	X	<b>\$194.80</b>
<b>RS.27</b>	<b>Water Sampling</b>					
RS.27.1	Bacteriological water sampling for public swimming pools		\$104.75	P	X	<b>\$108.40</b>
RS.27.2	Chemical and bacteriological water sampling and investigation for on-site water tanks including annual sampling of commercial premises and supplies		\$193.60	F	X	<b>\$200.40</b>
RS.27.3	Cryptosporidium Analysis		POA	M	X	<b>POA</b>
RS.27.4	Inspection of water carting vehicle/tanks		\$109.85	P	X	<b>\$113.70</b>
<b>RS.28</b>	<b>Education Courses run by Council</b>					
RS.28.1	Food handling education course		\$60.30	F	Y	<b>\$62.40</b>
RS.28.2	Not-for-profit organisations	Minimum charge	\$11.05	N	Y	<b>\$11.45</b>
<b>RS.29</b>	<b>Public Health Act 2010 and Regulations 2012</b>					
RS.29.1	Improvement Notices and Prohibition Orders under the Public Health Regulations 2012 (Regulation 97) – Prescribed Fee		\$560.00	S	X	<b>\$560.00</b>
RS.29.2	Improvement Notices and Prohibition Orders under the Public Health Regulations 2012 (Regulation 97) – In any other case		\$270.00	S	X	<b>\$270.00</b>
RS.29.3	Re-inspection of premises subject of prohibition order	Public Health Regulation 2012 – Regulation 98 Per hour (Minimum charge 1/2 hour to a maximum charge of 2 hours – excluding travel time)	\$250.00	S	X	<b>\$250.00</b>
RS.29.4	Notification of installation or carrying out a function under Public Health Act and Regulations Issue notice or order for Regulated Systems		\$115.00	S	X	<b>\$115.00</b>
<b>REGULATION AND ENFORCEMENT</b>						
<b>RS.30</b>	<b>Location Costs for Stolen and Abandoned Vehicles</b>					
RS.30.1	Zone 1 – Richmond, Windsor, Pitt Town, Cattai		\$200.45	F	X	<b>\$207.45</b>
RS.30.2	Zone 2 – Kurrajong, Kurrajong Heights, East Kurrajong, Glossodia, Blaxland Ridge and Ebenezer area		\$210.45	F	X	<b>\$217.80</b>
RS.30.3	Zone 3 – Bilpin, Colo Heights, Upper Colo areas		\$281.40	F	X	<b>\$291.25</b>
RS.30.4	Zone 4 – MacDonald Valley, St Albans and to the northern and north eastern boundaries		\$281.40	F	X	<b>\$291.25</b>
RS.31	Stationery, typing and the like involved in advice to Police and contractor including appropriate photographs		\$64.85	F	X	<b>\$67.10</b>

Index	Fee Description	Conditions	2022/23 Fees (GST Incl)	Pricing Policy	GST	2023/24 Fees (GST Incl)
RS.32	Notification letter to owner, if applicable		\$47.95	F	X	<b>\$49.65</b>
RS.33	Storage charges for keeping vehicle in custody	Per day or part thereof	POA	F	X	<b>\$30.00</b>
RS.34	Towing and removal (by Contractor)		\$115.95	F	X	<b>\$120.00</b>
<b>RS.35</b>	<b>Advertising Costs of abandoned vehicles</b>					
RS.35.1	Advertising Cost	Advertising cost, Plus Fee RS.35.2	POA	M	Y	<b>POA</b>
RS.35.2	Administration Fee	Plus Fee RS.35.1	\$136.35	F	Y	<b>\$141.10</b>
<b>RS.36</b>	<b>Other Impounding and Retrieval Fees</b>					
RS.36.1	Retrieval of confiscated shopping trolleys		\$200.85	R	X	<b>\$207.90</b>
RS.36.2	Retrieval of confiscated charity bins		\$338.75	R	X	<b>\$350.60</b>
<b>RS.37</b>	<b>Environmental Protection Inspections</b>					
RS.37.1	Non-compliance reinspection of business after environmental review	Per hour	\$135.25	F	Y	<b>\$140.00</b>
RS.37.2	Request for voluntary environmental review of business	Per hour	\$135.25	F	Y	<b>\$140.00</b>
RS.37.3	Noise level reading and assessment	Per hour	\$124.35	F	X	<b>\$128.70</b>
RS.37.4	Noise level reading and assessment after normal business hours	Per hour	\$233.60	F	X	<b>\$241.80</b>
RS.37.5	Audit of industrial/commercial premises for environmental compliance	Per hour	\$123.30	F	X	<b>\$127.60</b>
RS.37.6	Research and preparation of report for site history of contamination	Per hour	\$123.30	F	X	<b>\$127.60</b>
RS.37.7	Intensive agriculture premises inspection (piggeries, poultry, cattle etc.)		\$160.45	F	X	<b>\$166.05</b>
RS.37.8	Industrial Audit Inspection Fee		\$99.00	P	X	<b>\$102.45</b>
RS.37.9	Underground Petroleum Storage System Program	Protection of the Environment Operations (Underground Petroleum Storage Systems) Regulation 2019	\$285.00	F	X	<b>\$295.00</b>
<b>RS.38</b>	<b>Environmental Protection Notices under POEO Act 1997</b>					
RS.38.1	Issuing notice administration fee		\$605.00	S	X	<b>\$619.00</b>
RS.38.2	Monitoring compliance to notice issued	Per hour	\$123.85	F	X	<b>\$128.20</b>
RS.38.3	Outstanding notices or orders information in register		\$112.60	F	X	<b>\$116.55</b>
<b>RS.39</b>	<b>Public Health Consultation and Investigation</b>					
RS.39.1	Pollution control investigation charges to polluter	Per hour	\$135.65	F	Y	<b>\$140.40</b>
<b>RS.40</b>	<b>Certificates/Documents Available-Regulatory Services</b>					
RS.40.1	S735A LGA Certificate-Outstanding notices and orders		\$112.60	F	X	<b>\$116.55</b>
RS.40.2	S735A LGA Certificate-Urgency Fee (24hrs turnaround)	Plus Fee RS.40.1	\$64.25	P	X	<b>\$66.50</b>
RS.40.3	S121ZP, EP and A Certificate-Outstanding notices and orders		\$112.60	F	X	<b>\$116.55</b>



Index	Fee Description	Conditions	2022/23 Fees (GST Incl)	Pricing Policy	GST	2023/24 Fees (GST Incl)
RS.40.4	S121ZP, EP and A Certificate-Urgency Fee (24hrs turnaround)	Plus Fee RS.40.3	\$65.25	F	X	<b>\$67.55</b>
<b>RS.41</b>	<b>Registration Fees</b>					
RS.41.1	A' Framed sign on Council land	Annual administration fee	\$176.85	F	X	<b>\$183.05</b>
<b>SEWAGE MANAGEMENT FACILITIES</b>						
<b>RS.42</b>	<b>Sales</b>					
RS.42.1	Sale of septic irrigation warning signs		\$24.40	F	Y	<b>\$25.25</b>
<b>RS.43</b>	<b>Certificates/Documents available</b>					
RS.43.1	Copy of approval to operate septic system		\$29.80	F	X	<b>\$30.85</b>
<b>RS.44</b>	<b>Septic Tanks Inspections</b>					
RS.44.1	Licence Fee - Approval to operate a Sewage Management Facility		\$163.30	F	X	<b>\$169.00</b>
RS.44.2	Licence Fee - Approval to operate a Sewage Management Facility - multiple systems on a residential property	Per additional system Plus Fee RS.44.1	\$120.00	F	X	<b>\$124.20</b>
RS.44.3	After hours Sewage Management Facility Inspection Saturday Only		\$326.00	F	X	<b>\$337.40</b>
RS.44.4	Pre-purchase inspection of Sewage Management Facility and written report		\$163.30	F	X	<b>\$169.00</b>
RS.44.5	Sewage Management Facility re-inspection fee		\$98.00	F	X	<b>\$101.45</b>
RS.44.6	Application to install a centralised Sewage Management Facility (e.g. Community Title)	Plus \$215.55 per allotment	\$352.90	F	X	<b>\$365.25</b>
RS.44.7	Inspection of Decommissioned Sewage Management Facility		\$86.20	P	X	<b>\$89.20</b>
RS.44.8	Septic tank application fee to install a Domestic System	Including assessment, 2 inspections and approval to operate for first year	\$574.75	M	X	<b>\$594.85</b>
<b>RS.45</b>	<b>Septic tank application fee to install a Commercial System</b>					
RS.45.1	Commercial septic systems less than \$20,000	Includes assessment and 2 inspections	\$574.75	M	X	<b>\$594.85</b>
RS.45.2	Commercial septic systems greater than or equal to \$20,000	Includes assessment and 4 inspections	\$1,305.60	M	X	<b>\$1,351.30</b>
RS.45.3	Application to alter a Sewage Management System	50% of current application fee for same system	POA	M	X	<b>POA</b>
RS.45.4	Application fee to install a Greywater System	Including assessment, 2 inspections and approval to operate for first year	\$574.75	M	X	<b>\$594.85</b>
<b>RS.46</b>	<b>Inspection of Private Water Scheme plumbing and drainage</b>					
RS.46.1	Inspection of private water scheme plumbing and drainage	Per inspection	\$210.45	M	X	<b>\$217.80</b>
<b>RS.47</b>	<b>Plumbing and Drainage Inspections</b>					
RS.47.1	Single Inspection	Internal and external	\$163.00	M	X	<b>\$168.70</b>
<b>OTHER</b>						
<b>RS.48</b>	<b>Advertising Structures/Signs</b>					
RS.48.1	Sandwich Board Annual fee		\$176.85	R	X	<b>\$183.05</b>
RS.48.2	Retrieval of confiscated unauthorised sign on public land		\$252.85	R	X	<b>\$261.70</b>

Index	Fee Description	Conditions	2022/23 Fees (GST Incl)	Pricing Policy	GST	2023/24 Fees (GST Incl)
<b>RS.49</b>	<b>Land Clearing – Hazard reduction (S66 Rural Fires Act)</b>					
RS.49.1	Contractor's cost for land clearing	Contractors' Fee, Plus Fee RS.50.2	POA	M	Y	<b>POA</b>
RS.49.2	Administration Charge	Plus Fee RS.50.1	\$459.60	R	Y	<b>\$475.70</b>
<b>RS.50</b>	<b>Sale of Tender Documents</b>					
RS.50.1	Sale of Tender documents (printing, paper, expertise, overheads)		POA	F	Y	<b>POA</b>
<b>COMMUNITY SERVICES</b>						
<b>COMMUNITY FACILITY HIRE</b>						
CS.1	Hall 3 Richmond Neighbourhood Centre (The Annex)	Per hour	\$18.35	P	Y	<b>\$20.00</b>
CS.2	McGraths Hill Community Centre	Per hour	\$18.35	P	Y	<b>\$20.00</b>
CS.3	Yarramundi Community Centre	Per hour	\$18.35	P	Y	<b>\$20.00</b>
CS.4	Hire of hall for function		\$255.00	P	Y	<b>\$265.00</b>
CS.5	Function bond		\$255.00	P	X	<b>\$265.00</b>
CS.6	Key bond - Hire of hall		\$51.00	P	X	<b>\$55.00</b>
<b>COMMUNITY CENTRES AND HALLS</b>						
<b>CS.7</b>	<b>Bilpin District Hall</b>					
CS.7.1	Corporate hire of main hall for functions		\$300.00	E	Y	<b>\$315.00</b>
CS.7.2	Corporate hire of main hall for functions - half day		\$150.00	E	Y	<b>\$160.00</b>
CS.7.3	Hire of main hall for functions	Per day	\$250.00	E	Y	<b>\$260.00</b>
CS.7.4	Hire of main hall for meetings	Per hour	\$15.00	E	Y	<b>\$16.00</b>
CS.7.5	Corporate hire of main hall for meetings		\$18.00	E	Y	<b>\$20.00</b>
CS.7.6	Hire of meeting room	Per hour	\$15.00	E	Y	<b>\$16.00</b>
CS.7.7	Hire of kitchen appliances for function	Per appliance Per hour	\$15.00	E	Y	<b>\$16.00</b>
CS.7.8	Function Bond		\$550.00	E	X	<b>\$575.00</b>
<b>CS.8</b>	<b>Blaxlands Ridge Community Centre</b>					
CS.8.1	Hire of hall for functions	Per day	\$250.00	E	Y	<b>\$260.00</b>
CS.8.2	Hire of hall for meeting or child's party	Per hour (Minimum three hour booking)	\$20.00	E	Y	<b>\$22.00</b>
CS.8.3	Hire of hall for community groups	Per person (Minimum \$15.00)	\$5.00	E	Y	<b>\$6.00</b>
CS.8.4	Tennis court hire - day hire	Per hour	\$6.00	E	X	<b>Free</b>
CS.8.5	Tennis court hire - with lights	Per hour	\$10.00	E	Y	<b>\$13.00</b>
CS.8.6	Hire of Old School House to Comleroy-Kurrajong Historical Society	Per year	\$350.00	E	Y	<b>\$365.00</b>
CS.8.7	Hire of hall to HCOS for Preschool	Per day	\$60.00	E	Y	<b>\$65.00</b>
CS.8.8	Hire of hall to HCOS - Additional hire	Per hour	\$15.00	E	Y	<b>\$16.00</b>
CS.8.9	Hire of hall to HCOS - Extra Storeroom	Per term	\$55.00	E	Y	<b>\$58.00</b>
CS.8.10	Hire of hall to HCOS - Floor levy	Per term	\$50.00	E	Y	<b>\$52.00</b>
CS.8.11	Equipment hire - Tables	Each	\$10.00	E	Y	<b>\$12.00</b>

Index	Fee Description	Conditions	2022/23 Fees (GST Incl)	Pricing Policy	GST	2023/24 Fees (GST Incl)
CS.8.12	Equipment hire – Chairs	Each	\$0.50	E	Y	<b>\$55.00</b>
CS.8.13	Function Bond		\$250.00	E	X	<b>\$260.00</b>
<b>CS.9</b>	<b>Bligh Park Community Centre</b>					
<b>CS.9.1</b>	Tiningi Hall Meeting Room – Regular hire	Minimum 10 bookings Per hour	\$20.00	E	Y	<b>\$20.00</b>
CS.9.2	Tiningi Hall Meeting Room – Casual Hire (Weekday hire)	Per hour	\$25.00	E	Y	<b>\$25.00</b>
CS.9.3	Tiningi Hall Meeting Room – Casual Hire (Weekend hire)	Per hour	\$30.00	E	Y	<b>\$30.00</b>
CS.9.4	Tiningi Hall Meeting Room – Not-for-Profit – Regular Hire	Minimum 10 bookings Per hour	\$15.00	E	Y	<b>\$15.00</b>
CS.9.5	Tiningi Hall Meeting Room – Not-for-Profit – Casual Hire (Weekday hire)	Per hour	\$18.00	E	Y	<b>\$18.00</b>
CS.9.6	Tiningi Hall Meeting Room – Not-for-Profit – Casual Hire (Weekend hire)	Per hour	\$22.00	E	Y	<b>\$22.00</b>
CS.9.7	Tiningi Hall Main Hall – Regular hire	Minimum 10 bookings Per hour	\$27.00	E	Y	<b>\$27.00</b>
CS.9.8	Tiningi Hall Main Hall – Casual Hire (Weekday hire)	Minimum 2 hour hire Per hour	\$50.00	E	Y	<b>\$52.00</b>
CS.9.9	Tiningi Hall Main Hall – Casual Hire (Weekend hire)	Minimum 4 hour hire Per hour	\$60.00	E	Y	<b>\$62.00</b>
CS.9.10	Tiningi Hall Main Hall – Not-for-Profit – Regular Hire	Minimum 10 bookings Per hour	\$22.00	E	Y	<b>\$22.00</b>
CS.9.11	Tiningi Hall Main Hall – Not-for-Profit – Casual Hire (Weekday hire)	Minimum 2 hour hire Per hour	\$45.00	E	Y	<b>\$46.00</b>
CS.9.12	Tiningi Hall Main Hall – Not-for-Profit – Casual Hire (Weekend hire)	Minimum 4 hour hire Per hour	\$55.00	E	Y	<b>\$56.00</b>
CS.9.13	Tiningi Hall – Function Hire (Monday – Thursday)	Hire period 8.5 hours	\$400.00	E	Y	<b>\$400.00</b>
CS.9.14	Tiningi Hall – Function Hire (Friday – Sunday)	Hire period 8.5 hours	\$475.00	E	Y	<b>\$490.00</b>
CS.9.15	Tiningi Hall – additional function hire	Per hour	\$50.00	E	Y	<b>\$50.00</b>
CS.9.16	Bligh Park Neighbourhood Centre Meeting Room – Regular Hire	Minimum 10 bookings Per hour	\$12.00	E	Y	<b>\$14.00</b>
CS.9.17	Bligh Park Neighbourhood Centre Meeting Room – Casual Hire (Weekday hire)	Per hour	\$15.00	E	Y	<b>\$16.00</b>
CS.9.18	Bligh Park Neighbourhood Centre Meeting Room – Casual Hire (Weekend hire)	Per hour	\$20.00	E	Y	<b>\$22.00</b>
CS.9.19	Bligh Park Neighbourhood Centre Meeting Room – Not-for-Profit – Regular Hire	Minimum 10 bookings Per hour	\$10.00	E	Y	<b>\$12.00</b>
CS.9.20	Bligh Park Neighbourhood Centre Meeting Room – Not-for-Profit – Casual Hire (Weekday hire)	Per hour	\$12.00	E	Y	<b>\$14.00</b>
CS.9.21	Bligh Park Neighbourhood Centre Meeting Room – Not-for-Profit – Casual Hire (Weekend hire)	Per hour	\$15.00	E	Y	<b>\$16.00</b>
CS.9.22	Bligh Park Neighbourhood Centre Main Hall – Regular Hire	Minimum 10 bookings Per hour	\$22.00	E	Y	<b>\$24.00</b>
CS.9.23	Bligh Park Neighbourhood Centre Main Hall – Casual Hire (Weekday hire)	Minimum 2 hour hire Per hour	\$40.00	E	Y	<b>\$42.00</b>
CS.9.24	Bligh Park Neighbourhood Centre Main Hall – Casual Hire (Weekend hire)	Minimum 4 hour hire Per hour	\$50.00	E	Y	<b>\$52.00</b>

Index	Fee Description	Conditions	2022/23 Fees (GST Incl)	Pricing Policy	GST	2023/24 Fees (GST Incl)
CS.9.25	Bligh Park Neighbourhood Centre Main Hall - Not-for-Profit - Regular Hire	Minimum 10 bookings Per hour	\$18.00	E	Y	<b>\$20.00</b>
CS.9.26	Bligh Park Neighbourhood Centre Main Hall - Not-for-Profit - Casual Hire (Weekday hire)	Minimum 2 hour hire Per hour	\$35.00	E	Y	<b>\$38.00</b>
CS.9.27	Bligh Park Neighbourhood Centre Main Hall - Not-for-Profit - Casual Hire (Weekend hire)	Minimum 4 hour hire Per hour	\$45.00	E	Y	<b>\$48.00</b>
CS.9.28	Bligh Park Neighbourhood Centre - Function Hire (Monday - Thursday)	Hire period 8.5 hours	\$300.00	E	Y	<b>\$312.00</b>
CS.9.29	Bligh Park Neighbourhood Centre - Function Hire (Friday - Sunday)	Hire period 8.5 hours	\$375.00	E	Y	<b>\$390.00</b>
CS.9.30	Bligh Park Neighbourhood Centre - additional function hire	Per hour	\$40.00	E	Y	<b>\$42.00</b>
CS.9.31	Bond (refundable) - Regular Hirers		\$100.00	E	X	<b>\$105.00</b>
CS.9.32	Bond (refundable) - Casual or Function Hirers		\$200.00	E	X	<b>\$210.00</b>
CS.9.33	Annual Administration Fee - Regular Hirers		\$60.00	E	Y	<b>\$64.00</b>
CS.9.34	Non-refundable Booking Fee - Casual or Function Hirers		\$60.00	E	Y	<b>\$64.00</b>
CS.9.35	Optional Cupboard Hire	Dependant on cupboard size (\$15.00 - \$18.00) Per month	POA	E	Y	<b>POA</b>
<b>CS.10</b>	<b>Glossodia Community Centre</b>					
CS.10.1	Hall Hire for a function	6 hour hire Plus Fee CS.10.2	\$200.00	E	Y	<b>\$210.00</b>
CS.10.2	Additional Hall Hire	Per hour - after initial 6 hours	\$50.00	E	Y	<b>\$52.00</b>
CS.10.3	Hall Hire - For Profit groups	Per hour	\$12.00	E	Y	<b>\$14.00</b>
CS.10.4	Hall Hire - Not for Profit groups	Per hour	\$15.00	E	Y	<b>\$16.00</b>
CS.10.5	Meeting Room Hire	Per hour	\$12.00	E	Y	<b>\$14.00</b>
CS.10.6	Function bond		\$250.00	E	X	<b>\$260.00</b>
<b>CS.11</b>	<b>Maraylya Hall</b>					
CS.11.1	Refundable bond	Hire period is from midday, where hall hire is for exclusive use only		E	X	<b>\$350.00</b>
CS.11.2	Hall Hire for a function held from midday	Plus Fee CS.11.1	\$250.00	E	Y	<b>\$350.00</b>
CS.11.3	Refundable bond - weekend mornings only			E	X	<b>\$200.00</b>
CS.11.4	Hall Hire for a 4 hour function - weekend mornings only	Plus Fee CS.11.3	\$150.00	E	Y	<b>\$200.00</b>
CS.11.5	Casual Hall Hire	Per hour	\$25.00	E	Y	<b>\$30.00</b>
<b>CS.12</b>	<b>North Richmond Community Centre</b>					
CS.12.1	Party Hire of Community Centre Hall 1 and Hall 2 (Saturday)		\$600.00	E	Y	<b>\$622.00</b>
CS.12.2	Party Hire of Community Centre Hall 1 and Hall 2 (Friday or Sunday)		\$500.00	E	Y	<b>\$520.00</b>
CS.12.3	Party Hire of Hall 1 only (Saturday)		\$500.00	E	Y	<b>\$520.00</b>
CS.12.4	Party Hire of Hall 1 (Friday)		\$400.00	E	Y	<b>\$415.00</b>
CS.12.5	Party Hire of Hall 1 (Sunday)	From 1pm - Midnight	\$300.00	E	Y	<b>\$315.00</b>
CS.12.6	Party Hire of Hall 2 (Friday)		\$350.00	E	Y	<b>\$365.00</b>
CS.12.7	Party Hire of Hall 2 only (Saturday)		\$400.00	E	Y	<b>\$415.00</b>



Index	Fee Description	Conditions	2022/23 Fees (GST Incl)	Pricing Policy	GST	2023/24 Fees (GST Incl)
CS.12.8	Party Hire of Hall 2 (Sunday)		\$250.00	E	Y	\$260.00
CS.12.9	Party Hire of Youth Hall (Friday, Saturday or Sunday)		\$300.00	E	Y	\$315.00
CS.12.10	Party Hire of any Hall - Childrens Party (up to 12 years)	Hire up to 5 hours Before 4pm on Friday or Saturday and after 1pm on Sunday	\$150.00	E	Y	\$160.00
CS.12.11	Permanent hire of Hall - For Profit groups rate	Per hour Minimum 10 bookings	\$23.00	E	Y	\$26.00
CS.12.12	Permanent hire of Hall - Not for Profit Organisations	Per hour Minimum 10 bookings	\$17.00	E	Y	\$20.00
CS.12.13	Hire of Hall - Private and Profit (Weekdays)	Per hour Minimum 3 hours hire	\$25.00	E	Y	\$38.00
CS.12.14	Hire of Hall - Private and Profit (Weekends)	Per hour Minimum 3 hours hire	\$35.00	E	Y	\$43.00
CS.12.15	Permanent Hire of Meeting Room or Foyer	Per hour - For Profit group rate Minimum 10 bookings	\$16.00	E	Y	\$19.00
CS.12.16	Permanent Hire of Meeting Room or Foyer	Per hour - Not For Profit group rate Minimum 10 bookings	\$11.00	E	Y	\$14.00
CS.12.17	Meeting Room Hire - Profit and Private (Weekdays)	Per hour - casual rate	\$19.00	E	Y	\$23.00
CS.12.18	Meeting Room Hire - Profit and Private (Weekends)	Per hour - casual rate		E	Y	\$28.00
CS.12.19	Hire of kitchen cupboard	Per month	\$5.00	E	Y	\$5.00
CS.12.20	Refundable deposit for party hire	Other than 16th, 18th and 21st Birthdays	\$250.00	E	X	\$200.00
CS.12.21	Refundable deposit for party hire	16th, 18th and 21st Birthdays	\$500.00	E	X	\$520.00
CS.12.22	Hall hire - Not for Profit Organisations (Weekdays)	Per hour - casual rate	\$25.00	E	Y	\$28.00
CS.12.23	Hall hire - Not for Profit Organisations (Weekends)	Per hour - casual rate	\$35.00	E	Y	\$38.00
CS.12.24	Meeting Room hire - Not for Profit Organisations (Weekdays)	Per hour - casual rate	\$18.00	E	Y	\$21.00
CS.12.25	Meeting Room hire - Not for Profit Organisations (Weekends)	Per hour - casual rate	\$23.00	E	Y	\$26.00
CS.12.26	Key deposit		\$50.00	E	X	\$50.00
CS.12.27	Additional hall hire fee to allow finish at 1.00am		\$50.00	E	Y	\$52.00
CS.12.28	Additional fee for Friday night set up (if available)		\$100.00	E	Y	\$105.00
<b>CS.13</b>	<b>Richmond Community Centre</b>					
CS.13.1	Hire of hall - Function hire		\$220.00	E	Y	\$225.00
CS.13.2	Hire of hall - Casual users	Per hour - For profit group rate	\$22.00	E	Y	\$24.00
CS.13.3	Hire of hall - Casual users	Per hour - concessional rate	\$18.00	E	Y	\$20.00
CS.13.4	Hire crockery and glass		\$50.00	E	Y	\$50.00
CS.13.5	Refundable deposit (Cleaning/Damages)		\$200.00	E	X	\$200.00
CS.13.6	Refundable key deposit		\$35.00	E	X	\$35.00
CS.13.7	Hire of Meeting Room	Per hour - Non-profit making	\$15.00	E	Y	\$17.00
CS.13.8	Hire of Meeting Room	Per hour - Profit making	\$20.00	E	Y	\$22.00
CS.13.9	Hire of Meeting Room	All day rate - Non-profit making	\$35.00	E	Y	\$60.00

Index	Fee Description	Conditions	2022/23 Fees (GST Incl)	Pricing Policy	GST	2023/24 Fees (GST Incl)
CS.13.10	Hire of Meeting Room	All day rate - Profit making	\$50.00	E	Y	<b>\$75.00</b>
CS.13.11	Hire of Office	Per hour - Non-profit making	\$12.00	E	Y	<b>\$14.00</b>
CS.13.12	Hire of Office	Per hour - Profit making	\$17.00	E	Y	<b>\$19.00</b>
CS.13.13	Hire of Office	All day rate - Non-profit making	\$25.00	E	Y	<b>\$50.00</b>
CS.13.14	Hire of Office	All day rate - Profit making	\$38.00	E	Y	<b>\$65.00</b>
<b>CS.14</b>	<b>St Albans School of Arts</b>					
CS.14.1	Hire of hall - Local Resident	Up to 4 hours	\$45.00	E	Y	<b>\$45.00</b>
CS.14.2	Hire of hall - Non-Resident	Up to 4 hours	\$75.00	E	Y	<b>\$75.00</b>
CS.14.3	Hire of hall - Local Resident	Up to 8 hours Including set up/clean up	\$95.00	E	Y	<b>\$65.00</b>
CS.14.4	Hire of hall - Non-Resident	Up to 8 hours Including set up/clean up	\$150.00	E	Y	<b>\$150.00</b>
CS.14.5	Day/Night hire - Local Resident	Up to 24 hours (Day only) Including set up/clean up	\$145.00	E	Y	<b>\$90.00</b>
CS.14.6	Day/Night hire - Non-Resident	Up to 24 hours (Day only) Including set up/clean up	\$200.00	E	Y	<b>\$200.00</b>
CS.14.7	Weekend Event Hire - Non-Resident	Midday Friday to Sunday Evening	\$500.00	E	Y	<b>\$180.00</b>
CS.14.8	Hire of Kitchen		\$35.00	E	Y	<b>\$25.00</b>
CS.14.9	Bond/Key Deposit	For all categories	\$500.00	E	X	<b>\$500.00</b>
<b>CS.15</b>	<b>Wilberforce School of Arts</b>					
CS.15.1	Hire of hall (for function)		\$250.00	E	Y	<b>\$350.00</b>
CS.15.2	Hire of hall - For groups	Per hour \$55.00 minimum	\$15.00	E	Y	<b>\$20.00</b>
CS.15.3	Refundable key deposit		\$50.00	E	X	<b>\$50.00</b>
CS.15.4	Refundable Function Bond - 18th and 21st birthday celebrations excluded		\$300.00	E	X	<b>\$300.00</b>
CS.15.5	Refundable Function Bond - 18th and 21st birthday celebrations	Hire request to be signed by parents Notification to Police document to be submitted		E	X	<b>\$500.00</b>
<b>CS.16</b>	<b>Kurrajong Community Centre</b>	<b>Includes use of kitchen</b>				
CS.16.1	Casual Hall Hire	Full day	\$244.00	E	Y	<b>\$255.00</b>
CS.16.2	Regular Hall Hire	Per hour Minimum 10 hours paid in advance, and then per term as required	\$23.50	E	Y	<b>\$24.00</b>
CS.16.3	Meeting Room Hire	Small part of hall only	\$63.00	E	Y	<b>\$65.00</b>
CS.16.4	PA Hire	Per day	\$51.00	E	Y	<b>\$53.00</b>
CS.16.5	Storage Rate	Per m2 Per season	\$196.00	E	Y	<b>\$203.00</b>
CS.16.6	Refundable security deposit		\$200.00	E	X	<b>\$200.00</b>
CS.16.7	Office Hire	2 offices per year Indexed annually as per Contract, using CPI released by ABS	POA	E	Y	<b>POA</b>
<b>CS.17</b>	<b>Colo Heights Hall</b>					
CS.17.1	Hire of hall (Playgroup)	Per session	\$5.00	E	Y	<b>\$5.50</b>
CS.17.2	Casual hire	Per hour	\$10.00	E	Y	<b>\$12.00</b>
CS.17.3	Function (Weeknights)	Per night (Weeknights)	\$50.00	E	Y	<b>\$52.00</b>

Index	Fee Description	Conditions	2022/23 Fees (GST Incl)	Pricing Policy	GST	2023/24 Fees (GST Incl)
CS.17.4	Function hire (Weekends)	Per day (weekends)	\$100.00	E	Y	<b>\$105.00</b>
CS.17.5	Tennis court hire – Day hire	Per hour	\$5.00	E	X	<b>Free</b>
CS.17.6	Tennis court hire – with lights	Per hour		E	Y	<b>\$13.00</b>
CS.17.7	Refundable deposit for party hire		\$300.00	E	X	<b>\$315.00</b>
<b>All hire users (not casual) are required to lodge a key deposit refundable on return of all issued keys</b>						
<b>All hire users are required to leave building premises and amenities clean and tidy</b>						
<b>CS.18</b>	<b>Hawkesbury Leisure and Learning Centre</b>					
CS.18.1	Regular hire of any 1 function space	Minimum 3 hours Per hour	\$22.00	E	Y	<b>\$24.00</b>
CS.18.2	Casual hire of any 1 function space	Minimum 3 hours Per hour	\$27.50	E	Y	<b>\$30.00</b>
CS.18.3	Regular hire of any 2 function spaces	Per hour	\$33.00	E	Y	<b>\$35.00</b>
CS.18.4	Casual hire of any 2 function spaces	Per hour	\$41.25	E	Y	<b>\$44.00</b>
CS.18.5	Casual hire of Cafe/Lounge/Courtyard	Per hour Only hired after 4.00pm	\$55.00	E	Y	<b>\$58.00</b>
CS.18.6	Full day hire	All rooms Plus Fee CS.18.7 (where applicable)	\$200.00	E	Y	<b>\$210.00</b>
CS.18.7	Weekend hire surcharge	All rooms Plus Fee CS.18.6	\$50.00	E	Y	<b>\$52.00</b>
CS.18.8	Hire of crockery/cutlery	Per day (0-100 people)	\$50.00	E	Y	<b>\$52.00</b>
CS.18.9	Hire of crockery/cutlery	Per day (> 100 people)	\$100.00	E	Y	<b>\$105.00</b>
CS.18.10	Hire of data projector and screen	Per day	\$50.00	E	Y	<b>\$52.00</b>
CS.18.11	Key Bond		\$100.00	E	X	<b>\$105.00</b>
<b>CS.19</b>	<b>South Windsor Family Centre</b>					
CS.19.1	Regular hire of main hall	Minimum 3 hours Per hour	\$16.50	E	Y	<b>\$18.00</b>
CS.19.2	Casual hire of main hall	Minimum 3 hours Per hour	\$22.00	E	Y	<b>\$24.00</b>
CS.19.3	Regular hire of Small Meeting Room	Minimum 3 hours Per hour	\$16.50	E	Y	<b>\$18.00</b>
CS.19.4	Casual hire of Small Meeting Room	Minimum 3 hours Per hour	\$22.00	E	Y	<b>\$24.00</b>
CS.19.5	Regular hire of Child Care area	Minimum 3 hours Per hour	\$19.80	E	Y	<b>\$22.00</b>
CS.19.6	Casual hire of Child Care area	Minimum 3 hours Per hour	\$22.00	E	Y	<b>\$24.00</b>
CS.19.7	Key bond		\$50.00	E	X	<b>\$52.00</b>

Index	Fee Description	Conditions	2022/23 Fees (GST Incl)	Pricing Policy	GST	2023/24 Fees (GST Incl)
<b>DEVELOPMENT ASSESSMENT</b>						
<b>CONSTRUCTION AND DEVELOPMENT</b>						
<b>DS.1</b>	<b>Development Applications</b>	<b>Schedule 4 Part 2 of the Environmental Planning and Assessment (EP&amp;A) Regulation 2021, indexed accordingly in line with legislation</b>				
<b>DS.1.1</b>	<b>General Development</b>	<b>Schedule 4 Item 2.1 of the EP&amp;A Regulation 2021</b>				
DS.1.2	Not exceeding \$5,000		\$129.00	S	X	<b>\$129.00</b>
DS.1.3	\$5,001 – \$50,000	Plus \$3.00 each \$1,000 above \$5,000	\$198.00	S	X	<b>\$198.00</b>
DS.1.4	\$50,001 – \$250,000	Plus \$3.64 each \$1,000 above \$50,000	\$412.00	S	X	<b>\$412.00</b>
DS.1.5	\$250,001 – \$500,000	Plus \$2.34 each \$1,000 above \$250,000	\$1,356.00	S	X	<b>\$1,356.00</b>
DS.1.6	\$500,001– \$1,000,000	Plus \$1.64 each \$1,000 above \$500,000	\$2,041.00	S	X	<b>\$2,041.00</b>
DS.1.7	\$1,000,001 – \$10,000,000	Plus \$1.44 each \$1,000 above \$1,000,000	\$3,058.00	S	X	<b>\$3,058.00</b>
DS.1.8	More than \$10,000,000	Plus \$1.19 each \$1,000 above \$10,000,000	\$18,565.00	S	X	<b>\$18,565.00</b>
DS.1.9	Change of Use (Where no cost of works)	Schedule 4 – Item 2.7 of the EP&A Regulations 2021	\$333.00	S	X	<b>\$333.00</b>
<b>DS.1.10</b>	<b>Dwelling-houses</b>					
DS.1.11	Dwelling – houses not exceeding \$100,000	Schedule 4 – Item 2.3 of the EP&A Regulations 2021	\$532.00	S	X	<b>\$532.00</b>
DS.1.12	Dwelling – houses exceeding \$100,000	Fee calculated according to General Development Refer to Fees DS.1 – DS.1.9	POA	S	X	<b>POA</b>
<b>DS.2</b>	<b>Development Application for Tree Removal</b>					
DS.2.1	1 to 5 trees	Located on Heritage Listed Property	\$148.00	P	X	<b>\$153.20</b>
DS.2.2	6 to 25 trees	Located on Heritage Listed Property	\$324.00	P	X	<b>\$335.35</b>
DS.2.3	More than 25 trees	Located on Heritage Listed Property	\$396.00	P	X	<b>\$409.85</b>
<b>DS.3</b>	<b>Development Application for Pools</b>					
DS.3.1	Pool – Permanent	Fee calculated according to General Development Refer to Fees DS.1 – DS.1.9	POA	S	X	<b>POA</b>
DS.3.2	Pool – Temporary (e.g. inflatable, self supporting)	Minimum charge under General Development Refer to Fees DS.1 – DS.1.9	POA	S	X	<b>POA</b>
<b>DS.4</b>	<b>Notification of Development Applications (Hawkesbury DCP)</b>					
DS.4.1	Requiring adjoining owners' advertisement	Plus Fees DS.4.2 – DS.4.5	\$474.00	P	X	<b>\$490.60</b>
DS.4.2	Notification Site Sign		\$88.00	F	X	<b>\$91.10</b>
DS.4.3	Requiring adjoining owners letters only (up to 20 properties)		\$206.00	P	X	<b>\$213.20</b>
DS.4.4	Requiring adjoining owners letters only (21 to 100 properties)		\$430.00	P	X	<b>\$445.05</b>
DS.4.5	Requiring adjoining owners letters only (more than 100 properties)		\$579.00	P	X	<b>\$599.25</b>
<b>DS.5</b>	<b>Notification of Development</b>	<b>EP&amp;A Regulation 2021</b>				
DS.5.1	Requiring notification to be given under Section 8.3 of the Environmental Planning and Assessment Act 1979	Schedule 4 – Item 7.7 of the EP&A Regulation 2021	\$725.00	S	X	<b>\$725.00</b>



Index	Fee Description	Conditions	2022/23 Fees (GST Incl)	Pricing Policy	GST	2023/24 Fees (GST Incl)
DS.5.2	Requiring notice under S4.55(2) or S4.56(1)	Schedule 4 - Item 4.6 of the EP&A Regulations 2021	\$778.00	S	X	<b>\$778.00</b>
DS.5.3	Notice and advertising of designated development	Schedule 4 - Item 3.5 of the EP&A Regulation 2021	\$2,596.00	S	X	<b>\$2,596.00</b>
DS.5.4	Advertised Development	Schedule 4 - Item 3.6 of the EP&A Regulation 2021	\$1,292.00	S	X	<b>\$1,292.00</b>
DS.5.5	Prohibited Development	Schedule 4 - Item 3.7 of the EP&A Regulation 2021	\$1,292.00	S	X	<b>\$1,292.00</b>
DS.5.6	Notified Development	Schedule 4 - Item 3.8 of the EP&A Regulation 2021	\$1,292.00	S	X	<b>\$1,292.00</b>
<b>DS.6</b>	<b>Building Construction Certificates</b>					
<b>DS.6.1</b>	<b>Building Class 1 and 10 Buildings</b>					
DS.6.2	Up to \$5,000		\$343.00	R	Y	<b>\$355.00</b>
DS.6.3	\$5,001 up to \$12,000		\$682.00	R	Y	<b>\$705.85</b>
DS.6.4	\$12,001 up to \$100,000		\$1,098.00	R	Y	<b>\$1,136.45</b>
DS.6.5	\$100,001 up to \$200,000		\$1,272.00	R	Y	<b>\$1,316.50</b>
DS.6.6	\$200,001 up to \$350,000		\$1,733.00	R	Y	<b>\$1,793.65</b>
DS.6.7	Greater than \$350,000	\$2,266.65 Plus 0.1% of estimated cost of Development	POA	R	Y	<b>POA</b>
<b>DS.6.8</b>	<b>Building Class 2 - 9 Buildings</b>					
DS.6.9	Up to \$5,000		\$521.00	R	Y	<b>\$539.25</b>
DS.6.10	\$5,001 up to \$100,000		\$1,272.00	R	Y	<b>\$1,316.45</b>
DS.6.11	\$100,001 up to \$250,000		\$1,964.00	R	Y	<b>\$2,032.75</b>
DS.6.12	\$250,001 up to \$1,000,000		\$3,699.00	R	Y	<b>\$3,828.45</b>
DS.6.13	Greater than \$1,000,000	\$9,304.65 Plus 0.1% of estimated cost of Development	POA	R	Y	<b>POA</b>
DS.7	Certifiers' review (Engineering or Building) of works (not covered by above or elsewhere) - rate per hour	\$393.30 for first hour, then \$195.60 per hour or part thereof	POA	M	Y	<b>POA</b>
DS.8	Amended Building Construction Certificate (Minor change)	25% of original CC Fee	POA	M	Y	<b>POA</b>
DS.9	Amended Building Construction Certificate (Major change)	50% of original CC Fee	POA	M	Y	<b>POA</b>
<b>DS.10</b>	<b>Additional Fees</b>					
DS.10.1	Bushfire Assessment Level (BAL) - Risk assessment	Includes inspection	\$521.00	M	Y	<b>\$539.25</b>
DS.10.2	Hoarding application fee	Plus Fee DS.10.3 or Fee DS.10.4	\$255.00	M	X	<b>\$263.95</b>
DS.10.3	Type A Hoarding weekly rate	Per m2 up to 4 weeks, \$21.75 per m2 thereafter Plus Fee DS.10.2	\$27.00	M	X	<b>\$27.95</b>
DS.10.4	Type B Hoarding weekly rate	Per linear metre Plus Fee DS.10.2	\$21.00	M	X	<b>\$21.75</b>
DS.10.5	Mandatory inspection prior to release of Construction Certificate		\$203.00	M	Y	<b>\$210.10</b>
DS.10.6	Transfer of Principal Certifying Authority role to Council		\$2,081.00	M	Y	<b>\$2,153.85</b>

Index	Fee Description	Conditions	2022/23 Fees (GST Incl)	Pricing Policy	GST	2023/24 Fees (GST Incl)
<b>DS.11</b>	<b>File conversion of electronic documents from the NSW Planning Portal</b>					
DS.11.1	Applications (Value of works less than \$100,000)		\$30.00	M	Y	<b>\$31.05</b>
DS.11.2	Applications (Value of works between \$100,001 and \$500,000)		\$55.00	M	Y	<b>\$56.95</b>
DS.11.3	Applications (Value of works between \$500,001 and \$1,000,000)		\$110.00	M	Y	<b>\$113.85</b>
DS.11.4	Applications (Value of works between \$1,000,001 and \$2,000,000)		\$339.00	M	Y	<b>\$350.85</b>
DS.11.5	Applications (Value of works greater than \$2,000,000)		\$745.00	M	Y	<b>\$771.10</b>
DS.11.6	Applications (Any value) - Not for Profit Organisations		Free	N		<b>Free</b>
DS.11.7	Subdivision - DA, Eng, CC and Sub Cert (3 Lots or less)		\$55.00	M	Y	<b>\$56.95</b>
DS.11.8	Subdivision - DA, Eng, CC and Sub Cert (4-19 Lots)		\$171.00	M	Y	<b>\$177.00</b>
DS.11.9	Subdivision - DA, Eng, CC and Sub Cert (20 lots or more and/or incorporating a road)		\$750.00	M	Y	<b>\$776.25</b>
DS.11.10	Subdivision - Boundary adjustment under LEP 2012		\$171.00	M	Y	<b>\$177.00</b>
<b>DS.12</b>	<b>Miscellaneous Documents</b>					
DS.12.1	Minimum Charge	Plus Fees DS.12.2 - DS.12.4	\$36.00	M	Y	<b>\$37.25</b>
DS.12.2	Up to A4	Per page Plus Fee DS.12.1	\$3.70	M	Y	<b>\$3.85</b>
DS.12.3	A3	Per page Plus Fee DS.12.1	\$7.90	M	Y	<b>\$8.20</b>
DS.12.4	Documents greater than A3	Plus Fee DS.12.1	\$30.00	M	Y	<b>\$31.05</b>
<b>DS.13</b>	<b>Subdivision (DA, Eng, CC and Sub Cert)</b>					
DS.13.1	3 Lots or less		\$30.00	M	Y	<b>\$31.05</b>
DS.13.2	4 - 19 Lots		\$85.00	M	Y	<b>\$88.00</b>
DS.13.3	20 lots or more and/or incorporating a road		\$386.00	M	Y	<b>\$399.50</b>
DS.13.4	Boundary adjustments under LEP 2012		\$86.00	M	Y	<b>\$89.00</b>
DS.14	Stamping additional hard copy plans	When in excess of 1 set for applicant	\$30.00	M	Y	<b>\$31.05</b>
	<b>Building projects (other than dwellings and residential additions) which involve civil works, e.g. car parks, drainage, etc. will be subject to the additional CC fees in the Subdivision and Civil Works section of this document</b>					
<b>DS.15</b>	<b>Building Compliance Certificates</b>	<b>Includes all inspections</b>				
DS.15.1	Residential (Class 1,4)		\$1,603.00	M	Y	<b>\$1,659.10</b>
DS.15.2	Residential Additions		\$1,603.00	M	Y	<b>\$1,659.10</b>
DS.15.3	Residential Flat Building (Class 2)	Per unit	\$1,603.00	M	Y	<b>\$1,659.10</b>
DS.15.4	Commercial (Class 3,5,6 and 9)	Per unit Or \$1,159.20 per 500m2 floor area (whichever is greater)	\$1,603.00	M	Y	<b>\$1,659.10</b>

Index	Fee Description	Conditions	2022/23 Fees (GST Incl)	Pricing Policy	GST	2023/24 Fees (GST Incl)
DS.15.5	Industrial (Class 7 and 8)	Per unit Or \$1,159.20 per 500m2 floor area (whichever is greater)	\$1,603.00	M	Y	<b>\$1,659.10</b>
DS.15.6	Other Class 10 structures		\$687.00	M	Y	<b>\$711.05</b>
DS.15.7	Demolition		\$687.00	M	Y	<b>\$711.05</b>
DS.15.8	Late Building Inspection within 48 hrs		\$102.00	M	Y	<b>\$105.55</b>
<b>DS.16</b>	<b>Building Compliance Certificates - Swimming Pools</b>	<b>Compliance and Non-Compliance Certificates</b>				
DS.16.1	In ground	Permanent	\$916.00	M	Y	<b>\$948.05</b>
DS.16.2	Above ground	Permanent	\$458.00	M	Y	<b>\$474.05</b>
DS.16.3	Temporary	e.g. inflatable, self supporting	\$229.00	M	Y	<b>\$237.00</b>
DS.16.4	Single Inspection		\$229.00	M	Y	<b>\$237.00</b>
DS.16.5	Re-inspection where failed or not ready		\$229.00	M	Y	<b>\$237.00</b>
DS.16.6	Single inspection (Swimming Pools only - for portable/inflatable pools or where Swimming Pool Compliance Certificate is required) - First Year		Free	N		<b>Free</b>
DS.16.7	Single inspection (Swimming Pools only - for portable/inflatable pools or where Swimming Pool Compliance Certificate is required) - Subsequent years		\$229.00	M	Y	<b>\$237.00</b>
<b>DS.17</b>	<b>Occupation Certificates</b>					
DS.17.1	Occupation Certificate - Class 1 (or combined Class 1 and 10)		\$292.00	M	Y	<b>\$302.20</b>
DS.17.2	Occupation Certificate - Class 10 (50% of Class 1)		\$146.00	M	Y	<b>\$151.10</b>
DS.17.3	Occupation Certificate - Class 2-9		\$870.00	M	Y	<b>\$900.45</b>
DS.17.4	Re-inspection where failed		\$230.00	M	Y	<b>\$238.05</b>
<b>DS.18</b>	<b>Resited Dwellings</b>					
DS.18.1	Refundable Deposit - Transit Damage		\$1,573.00	M	X	<b>\$1,628.05</b>
DS.18.2	Route inspection fee		\$225.00	M	X	<b>\$232.90</b>
<b>DS.19</b>	<b>Inspection of building</b>	<b>Where it is proposed to have it removed and re-erected</b>				
DS.19.1	Up to distance of 100km		\$597.00	M	X	<b>\$617.90</b>
DS.19.2	In excess of 100km		POA	M	X	<b>POA</b>
<b>DS.20</b>	<b>Complying Development Certificate</b>					
DS.20.1	CDC pre-certificate review (all development types)	40% of relevant CDC Fee (Fees DS.20.2 to DS.20.18), whichever is greater	POA	M	Y	<b>POA</b>
DS.20.2	CDC - Demolition					
DS.20.3	Class 10 Building/Structure		\$204.00	R	Y	<b>\$211.15</b>
DS.20.4	Class 1 Building		\$408.00	R	Y	<b>\$422.30</b>
DS.20.5	Class 2-9 Buildings		POA	R	Y	<b>POA</b>
<b>DS.20.6</b>	<b>CDC - Building Class 1 and 10 Buildings</b>					
DS.20.7	Up to \$5,000	Plus Fee DS.15 to Fee DS.16.3, where applicable	\$408.00	R	Y	<b>\$422.30</b>

Index	Fee Description	Conditions	2022/23 Fees (GST Incl)	Pricing Policy	GST	2023/24 Fees (GST Incl)
DS.20.8	\$5,001 up to \$12,000	Plus Fee DS.15 to Fee DS.16.3, where applicable	\$882.00	R	Y	<b>\$912.85</b>
DS.20.9	\$12,001 up to \$100,000	Plus Fee DS.15 to Fee DS.16.3, where applicable	\$1,716.00	R	Y	<b>\$1,776.05</b>
DS.20.10	\$100,001 up to \$200,000	Plus Fee DS.15 to Fee DS.16.3, where applicable	\$2,310.00	R	Y	<b>\$2,390.85</b>
DS.20.11	\$200,001 up to \$350,000	Plus Fee DS.15 to Fee DS.16.3, where applicable	\$3,772.00	R	Y	<b>\$3,904.00</b>
DS.20.12	Greater than \$350,000	\$5,733.90 Plus Fee DS.15 to Fee DS.16.3, where applicable Plus 0.1% estimated cost of development	POA	R	Y	<b>POA</b>
<b>DS.20.13</b>	<b>CDC – Building Class 2 – 9 Buildings</b>					
DS.20.14	Up to \$5,000	Plus Fee DS.15 to Fee DS.16.3, where applicable	\$584.00	R	Y	<b>\$604.45</b>
DS.20.15	\$5,001 up to \$100,000	Plus Fee DS.15 to Fee DS.16.3, where applicable	\$1,601.00	R	Y	<b>\$1,657.05</b>
DS.20.16	\$100,001 up to \$250,000	Plus Fee DS.15 to Fee DS.16.3, where applicable	\$3,002.00	R	Y	<b>\$3,107.10</b>
DS.20.17	\$250,001 up to \$1,000,000	Plus Fee DS.15 to Fee DS.16.3, where applicable	\$6,662.00	R	Y	<b>\$6,895.20</b>
DS.20.18	Greater than \$1,000,000	\$12,575.25 Plus Fee DS.15 to Fee DS.16.3, where applicable Plus 0.1% estimated cost of development	POA	R	Y	<b>POA</b>
DS.21	Mandatory inspection prior to release of Complying Development Certificate		\$230.00	M	Y	<b>\$238.05</b>
DS.22	Modification of Complying Development Certificate – Minor (S4.30 of EP&A Act 1979)	40% of the original fee	POA	M	Y	<b>POA</b>
DS.23	Modification of Complying Development Certificate – Major (S4.30 of EP&A Act 1979)	65% of the original fee	POA	M	Y	<b>POA</b>
<b>To ensure that Council's prices for building certification services are competitive, Council will match the price of any genuine written quotation from a private certifier</b>						
<b>SUBDIVISION AND CIVIL WORKS (including works related to Roads Act Approval and Section 68 Local Government Act Approval – Stormwater Drainage)</b>						
<b>DS.24</b>	<b>Development Application Fees</b>					
DS.24.1	New public road (Schedule 4 – Item 2.4(a) of the EP&A Regulation 2021)	Plus \$65.00 per additional lot	\$777.00	S	X	<b>\$777.00</b>
DS.24.2	No new road (Schedule 4 – Item 2.5 of the EP&A Regulation 2021)	Plus \$53.00 per additional lot	\$386.00	S	X	<b>\$386.00</b>
DS.24.3	Strata (Schedule 4 – Item 2.6 of the EP&A Regulation 2021)	Plus \$65.00 per additional lot	\$386.00	S	X	<b>\$386.00</b>
DS.24.4	Appointment and acceptance of Council as the Principal Certifying Authority	\$393.30 for first hour, then \$195.60 per hour or part thereof	POA	M	Y	<b>POA</b>
<b>DS.25</b>	<b>Plan Checking – Construction Certificate (Civil Works) or Subdivision Construction Certificate</b>					
<b>DS.25.1</b>	<b>Full width road construction</b>					
<b>DS.25.2</b>	<b>Residential, commercial and industrial</b>					
DS.25.3	Minimum Charge	Or Fee DS.25.4, whichever is greater	\$890.00	M	Y	<b>\$921.15</b>



Index	Fee Description	Conditions	2022/23 Fees (GST Incl)	Pricing Policy	GST	2023/24 Fees (GST Incl)
DS.25.4	Charge per linear metre	Per linear metre Or Fee DS.25.3, whichever is greater	\$25.00	M	Y	<b>\$25.90</b>
<b>DS.25.5</b>	<b>Rural Road</b>					
DS.25.6	Minimum Charge	Or Fee DS.25.7, whichever is greater	\$678.00	M	Y	<b>\$701.75</b>
DS.25.7	Charge per linear metre	Per linear metre Or Fee DS.25.6, whichever is greater	\$13.00	M	Y	<b>\$13.45</b>
<b>DS.25.8</b>	<b>Half width road construction</b>					
<b>DS.25.9</b>	<b>Residential, commercial and industrial</b>					
DS.25.10	Minimum Charge	Or Fee DS.25.11, whichever is greater	\$645.00	M	Y	<b>\$667.60</b>
DS.25.11	Charge per linear metre	Per linear metre Or Fee DS.25.10, whichever is greater	\$17.00	M	Y	<b>\$17.60</b>
<b>DS.25.12</b>	<b>Access Ways (includes crossings)</b>					
DS.25.13	Residential	\$393.30 for first hour, then \$196.65 per hour or part thereof	POA	M	Y	<b>POA</b>
DS.25.14	Rural	\$393.30 for first hour, then \$196.65 per hour or part thereof	POA	M	Y	<b>POA</b>
<b>DS.25.15</b>	<b>Drainage</b>					
DS.25.16	Minimum Charge	Or Fee DS.25.17, whichever is greater	\$379.00	M	Y	<b>\$392.25</b>
DS.25.17	Charge per linear metre (including pits and outlet)	Per linear metre Or Fee DS.25.16, whichever is greater	\$2.30	M	Y	<b>\$2.40</b>
DS.26	Car Parking Areas	Maximum of 4 spaces For greater than 4 spaces - Fee DS.26 Plus Fee DS.28	\$241.00	M	Y	<b>\$249.45</b>
DS.27	On site stormwater detention	\$393.30 for first hour, then \$196.65 per hour or part thereof	POA	M	Y	<b>POA</b>
DS.28	Certifiers' review (Engineering or Building) of works	\$393.30 for first hour, then \$196.65 per hour or part thereof	POA	M	Y	<b>POA</b>
DS.29	Amended Construction Certificate (Civil Works) or Subdivision Construction Certificate - Minor change to CC	25% of original CC Fee	POA	M	Y	<b>POA</b>
DS.30	Amended Construction Certificate (Civil Works) or Subdivision Construction Certificate - Major change to CC	50% of original CC Fee	POA	M	Y	<b>POA</b>
DS.31	Issue 88B signing of Plan (and related documents)		\$180.00	M	X	<b>\$186.30</b>
<b>DS.32</b>	<b>Construction Inspection - Compliance Certificate (Civil Works) or Roads Act Approval Works Inspections, Subdivision Works Inspections or Section 68 Local Government Act Approvals (Stormwater Drainage)</b>	<b>Plus Fees DS.25 - Fees DS.28 See Clause 6.4 EP&amp;A Act 1979</b>				
<b>DS.32.1</b>	<b>Full width road construction</b>					
<b>DS.32.2</b>	<b>Residential, commercial and industrial</b>					
DS.32.3	Minimum Charge	Or Fee DS.32.4, whichever is greater	\$1,727.00	M	Y	<b>\$1,787.45</b>
DS.32.4	Charge per linear metre	Per linear metre Or Fee DS.32.3, whichever is greater	\$44.00	M	Y	<b>\$45.55</b>
<b>DS.32.5</b>	<b>Rural Road</b>					
DS.32.6	Minimum Charge	Or Fee DS.32.7, whichever is greater	\$1,349.00	M	Y	<b>\$1,396.20</b>
DS.32.7	Charge per linear metre	Per linear metre Or Fee DS.32.6, whichever is greater	\$20.00	M	Y	<b>\$20.70</b>

Index	Fee Description	Conditions	2022/23 Fees (GST Incl)	Pricing Policy	GST	2023/24 Fees (GST Incl)
<b>DS.32.8</b>	<b>Half width road construction</b>					
<b>DS.32.9</b>	<b>Residential, commercial and industrial</b>					
DS.32.10	Minimum Charge	Or Fee DS.32.11, whichever is greater	\$1,290.00	M	Y	<b>\$1,335.15</b>
DS.32.11	Charge per linear metre	Per linear metre Or Fee DS.32.10, whichever is greater	\$34.00	M	Y	<b>\$35.20</b>
<b>DS.32.12</b>	<b>Access Ways (includes crossings)</b>					
DS.32.13	Residential	\$393.30 for first hour, then \$196.65 per hour or part thereof	POA	M	Y	<b>POA</b>
DS.32.14	Rural	\$393.30 for first hour, then \$196.65 per hour or part thereof	POA	M	Y	<b>POA</b>
<b>DS.32.15</b>	<b>Drainage</b>					
DS.32.16	Minimum Charge	Or Fee DS.32.17, whichever is greater	\$220.00	M	Y	<b>\$227.70</b>
DS.32.17	Charge per linear metre	Per linear metre Or Fee DS.32.16, whichever is greater	\$6.00	M	Y	<b>\$6.20</b>
DS.33	Car Parking Areas Compliance Certificate	Maximum of 4 spaces For greater than 4 spaces - Fee DS.33 Plus Fee DS.35	\$420.00	M	Y	<b>\$434.70</b>
DS.34	On-site stormwater detention		\$643.00	M	Y	<b>\$665.50</b>
DS.35	Certifiers' review (Engineering or Building) of works	\$393.30 for first hour, then \$196.65 per hour or part thereof	POA	M	Y	<b>POA</b>
DS.36	Re-inspection fee (where job not ready or deferred)	\$393.30 for first hour, then \$196.65 per hour or part thereof	POA	M	Y	<b>POA</b>
<b>DS.37</b>	<b>Subdivision Certificate Fees</b>					
<b>DS.37.1</b>	<b>Subdivision Certificate</b>					
<b>DS.37.2</b>	<b>Torrens Title</b>					
DS.37.3	Torrens Title	Plus Fee DS.37.4 Plus Fees DS.64 - Fee DS.64.4 (where applicable)	\$393.00	M	X	<b>\$406.75</b>
DS.37.4	Charge Per Lot as shown on plan	Plus Fee DS.37.3 Plus Fees DS.64 - Fee DS.64.4 (where applicable)	\$197.00	M	X	<b>\$203.90</b>
DS.37.5	Reinspection for Linen - to be applied after inspection of plans/documents or if site inspection reveals incomplete documentation or works	50% of original fees	POA	M	X	<b>POA</b>
<b>DS.37.6</b>	<b>Community Title</b>					
DS.37.7	Community Title	Plus Fee DS.37.8 Plus Fees DS.64 - Fee DS.64.4 (where applicable)	\$760.00	M	X	<b>\$786.60</b>
DS.37.8	Charge Per Lot as shown on plan	Plus Fee DS.37.7 Plus Fees DS.64 - Fee DS.64.4 (where applicable)	\$197.00	M	X	<b>\$203.90</b>
DS.37.9	Reinspection for Linen - to be applied after inspection of plans/documents or if site inspection reveals incomplete documentation or works	50% of original fees	POA	M	X	<b>POA</b>
<b>DS.37.10</b>	<b>Strata title</b>					
DS.37.11	Strata title	Plus Fee DS.37.12, Plus Fee DS.38	\$628.00	M	X	<b>\$645.00</b>
DS.37.12	Charge Per Lot as shown on plan	Plus Fee DS.37.11, Plus Fee DS.38	\$197.00	M	X	<b>\$203.90</b>

Index	Fee Description	Conditions	2022/23 Fees (GST Incl)	Pricing Policy	GST	2023/24 Fees (GST Incl)
DS.37.13	Mandatory inspection prior to release of Strata Certificate	\$393.30 for first hour, then \$196.65 per hour or part thereof	POA	M	X	POA
DS.37.14	Reinspection for Linen – to be applied after inspection of plans/documents or if site inspection reveals incomplete documentation or works	50% of original fees	POA	M	X	POA
DS.38	Re-endorsement of previously approved plan/Subdivision Certificate		\$242.00	M	X	\$250.45
<b>DS.39</b>	<b>Performance Security Application and Administration Fee</b>					
DS.39.1	Administration Fee – Security for works with a value of less than \$10,000		\$388.00	M	Y	\$405.60
DS.39.2	Administration Fee – Security for works with a value of \$10,000 or more		\$1,348.00	M	Y	\$1,395.20
DS.39.3	Administration fee – Security for Bonding of Street Trees		\$386.00	M	Y	\$399.50
DS.39.4	Bonding of Street Trees	\$1,035 per tree Plus Fee DS.39.3	POA	M	Y	POA
<b>ADDITIONAL APPLICATION FEES</b>						
<b>DS.40</b>	<b>Integrated Development</b>					
DS.40.1	Administration fee payable to Council in addition to DA Fee	Schedule 4 – Item 3.1(a) of the EP&A Regulation 2021	\$164.00	S	X	\$164.00
DS.40.2	Fee payable to each approval body in addition to DA fee	Schedule 4 – Item 3.1(b) of the EP&A Regulation 2021	\$374.00	S	X	\$374.00
<b>DS.41</b>	<b>Development Requiring Concurrence</b>					
DS.41.1	Administration fee payable to Council in addition to DA Fee	Schedule 4 – Item 3.2(a) of the EP&A Regulation 2021	\$164.00	S	X	\$164.00
DS.41.2	Fee payable to each concurrence authority in addition to DA Fee	Schedule 4 – Item 3.2(b) of the EP&A Regulation 2021	\$374.00	S	X	\$374.00
<b>DS.42</b>	<b>Designated Development</b>					
DS.42.1	Administration fee payable to Council in addition to DA Fee	Schedule 4 – Item 3.3 of the EP&A Regulation 2021	\$1,076.00	S	X	\$1,076.00
DS.42.2	Residential Apartment Building	Payable for DA modification if referred to Design Review Panel Schedule 4 – Item 3.4 of the EP&A Regulation 2021	\$3,508.00	S	X	\$3,508.00
<b>MODIFICATION AND REVIEW OF DEVELOPMENT CONSENT</b>						
<b>DS.43</b>	<b>Modification of Consent Section 4.55 EP&amp;A Act 1979</b>	<b>Schedule 4 Item 4 of the EP&amp;A Regulation 2021</b>				
DS.43.1	Minor error, misdescription or miscalculation only (by Applicant) – Section 4.55 (1)	Schedule 4 – Item 4.1 of the EP&A Regulation 2021	\$83.00	S	X	\$83.00
DS.43.2	Modification involving minimal environmental impact– Section 4.55 (1A) or Section 4.56 (1)	Schedule 4 – Item 4.2 of the EP&A Regulation 2021 50% of original DA fee, OR \$754.00 (whichever is less), Plus Fee DS.6 Notification Fee where required	POA	S	X	POA
<b>DS.44</b>	<b>Modification not of minimal environmental impact– Section 4.55 (2) or Section 4.56 (1)</b>					
DS.44.1	Original DA fee less than \$100	Schedule 4 – Item 4.3(a) of the EP&A Regulation 2021 50% of original DA fee, Plus Fee DS.5 Notification Fee where required	POA	S	X	POA

Index	Fee Description	Conditions	2022/23 Fees (GST Incl)	Pricing Policy	GST	2023/24 Fees (GST Incl)
DS.44.2	Original DA fee \$100 or more, but no building, demolition or work	Schedule 4 - Item 4.3(b) of the EP&A Regulation 2021 50% of original DA fee, Plus Fee DS.5 Notification Fee where required	POA	S	X	<b>POA</b>
DS.44.3	Dwelling \$100,000 or less	Schedule 4 - Item 4.4 of the EP&A Regulation 2021 \$222.00 Plus Fee DS.5 Notification Fee where required	POA	S	X	<b>POA</b>
DS.44.4	Other Development up to \$5,000	Schedule 4 - Item 4.5 of the EP&A Regulation 2021 \$64.00 Plus Fee DS.5 Notification Fee where required	POA	S	X	<b>POA</b>
DS.44.5	Other Development \$5,001 - \$250,000	Schedule 4 - Item 4.5 of the EP&A Regulation 2021 \$99.00 Plus \$1.50 each \$1,000, Plus Fee DS.5 Notification Fee where required	POA	S	X	<b>POA</b>
DS.44.6	Other Development \$250,001 - \$500,000	Schedule 4 - Item 4.5 of the EP&A Regulation 2021 \$585.00 Plus \$0.85 each \$1,000 above \$250,000 Plus Fee DS.5 Notification Fee where required	POA	S	X	<b>POA</b>
DS.44.7	Other Development \$500,001 - \$1,000,000	Schedule 4 - Item 4.5 of the EP&A Regulation 2021 \$833.00 Plus \$0.50 each \$1,000 above \$500,000 Plus Fee DS.5 Notification Fee where required	POA	S	X	<b>POA</b>
DS.44.8	Other Development \$1,000,001 - \$10,000,000	Schedule 4 - Item 4.5 of the EP&A Regulation 2021 \$1,154.00 Plus \$0.40 each \$1,000 above \$1,000,000 Plus Fee DS.5 Notification Fee where required	POA	S	X	<b>POA</b>
DS.44.9	Other Development more than \$10,000,000	Schedule 4 - Item 4.5 of the EP&A Regulation 2021 \$5540.00 Plus \$0.27 each \$1,000 above \$10,000,000 Plus Fee DS.5 Notification Fee where required	POA	S	X	<b>POA</b>
DS.44.10	Residential Apartment Building - Modification of consent (See Clause 4.55 (2) of the EP&A Act and Item 6.7 of the EP&A Reg 2001)	Schedule 4 - Item 4.6 of the EP&A Regulation 2021 \$778.00 Plus Fees DS.45.1 - DS.45.2, where applicable	POA	S	X	<b>POA</b>
DS.44.11	Residential Apartment Building - Modification of consent where accompanied by a statement of qualified designer	Schedule 4 - Item 4.7 of the EP&A Regulation 2021 \$889.00 Plus Fees DS.45.1 - DS.45.2, where applicable	\$889.00	S	X	<b>\$889.00</b>
DS.44.12	Specialist Technical Advice required in assessing an application, such as architecture, threatened species, noise, traffic, access and disability advice and major environmental impacts	100% of costs of each provision of advice	POA	F	X	<b>POA</b>



Index	Fee Description	Conditions	2022/23 Fees (GST Incl)	Pricing Policy	GST	2023/24 Fees (GST Incl)
<b>DS.45</b>	<b>Review of Determination DA – Under Section 8.3 of the Environmental Planning and Assessment Act 1979</b>	<b>Schedule 4 Part 7 of the EP&amp;A Regulation 2021 Plus Fees DS.45.1 – DS.45.2, where applicable</b>				
DS.45.1	Does not involve erecting a building, demolition or work	Schedule 4 – Item 7.1 of the EP&A Regulation 2021 50% of original DA fee, Plus Fee DS.5 Notification Fee where required	POA	S	X	<b>POA</b>
DS.45.2	Dwelling house \$100,000 or less	Schedule 4 – Item 7.2 of the EP&A Regulation 2021 \$222.00 Plus Fee DS.5 Notification Fee where required	POA	S	X	<b>POA</b>
<b>DS.46</b>	<b>Review of Rejection of 8.3 Application</b>	<b>Schedule 4 Item 7.4 of the EP&amp;A Regulation 2021</b>				
DS.46.1	Less than \$100,000.00	Schedule 4 – Item 7.4(a) of the EP&A Regulation 2021	\$64.00	S	X	<b>\$64.00</b>
DS.46.2	More than \$100,000.00 and less than \$1,000,000.00	Schedule 4 – Item 7.4(b) of the EP&A Regulation 2021	\$175.00	S	X	<b>\$175.00</b>
DS.46.3	More than \$1,000,000.00	Schedule 4 – Item 7.4(c) of the EP&A Regulation 2021	\$292.00	S	X	<b>\$292.00</b>
<b>DS.47</b>	<b>Other Development based on estimated value</b>	<b>Schedule 4 Item 7.3 of the EP&amp;A Regulation 2021</b>				
DS.47.1	Up to \$5,000		\$55.00	S	X	<b>\$55.00</b>
DS.47.2	\$5,001 – \$250,000	Schedule 4 – Item 7.3 of the EP&A Regulation 2021 \$100.00 Plus \$1.50 each \$1,000 above \$5,000	POA	S	X	<b>POA</b>
DS.47.3	\$250,001 – \$500,000	Schedule 4 – Item 7.3 of the EP&A Regulation 2021 \$585.00 Plus \$0.85 each \$1,000 above \$250,000	POA	S	X	<b>POA</b>
DS.47.4	\$500,001 – \$1,000,000	Schedule 4 – Item 7.3 of the EP&A Regulation 2021 \$833.00 Plus \$0.50 each \$1,000 above \$500,000	POA	S	X	<b>POA</b>
DS.47.5	\$1,000,001 – \$10,000,000	Schedule 4 – Item 7.3 of the EP&A Regulation 2021 \$1,154.00 Plus \$0.40 each \$1,000 above \$1,000,000	POA	S	X	<b>POA</b>
DS.47.6	More than \$10,000,000	Schedule 4 – Item 7.3 of the EP&A Regulation 2021 \$5,540.00 Plus \$0.27 each \$1,000 above \$10,000,000	POA	S	X	<b>POA</b>
<b>DS.48</b>	<b>Review of Modification Determination – under Section 8.9 of EP&amp;A Act 1979</b>	<b>Schedule 4 Item 7.5 of the EP&amp;A Regulation 2021</b>				
DS.48.1	Review where modification application refused or conditions imposed	50% of original DA fee, Plus Fee DS.5 Notification Fee	POA	S	X	<b>POA</b>
<b>DS.49</b>	<b>Amend Development, Section 4.55 or Section 8.2 application prior to determination</b>					
DS.49.1	Administration fee	50% of DA Fee Plus Fee DS.5 Notification Fee where required	POA	M	X	<b>POA</b>
DS.49.2	Application to extend Development Consent under Section 4.54 of the EP&A Act 1997	\$343.60 Plus \$688.30 if notice is required under Section 4.55(2) or Section 4.56(1) of the EP&A Act 1997	POA	M	X	<b>POA</b>
DS.49.3	Application to amend Section 88B Instrument		\$1,000.00	M	X	<b>\$1,035.00</b>

Index	Fee Description	Conditions	2022/23 Fees (GST Incl)	Pricing Policy	GST	2023/24 Fees (GST Incl)
<b>CERTIFICATES AND DOCUMENTS</b>						
<b>DS.50</b>	<b>Certificates/Reports</b>					
<b>DS.50.1</b>	<b>S10.7 Planning Certificate</b>	<b>Schedule 4 Part 9 of the EP&amp;A Regulation 2021</b>				
DS.50.2	S10.7 (2) Planning Certificate	Schedule 4 - Item 9.7 of the EP&A Regulation 2021	\$62.00	S	X	<b>\$62.00</b>
DS.50.3	S10.7 (5) Planning Certificate	Certificate where advice is provided under Section 107 (5) of the Act	\$156.00	S	X	<b>\$156.00</b>
DS.50.4	Certified copy of S10.7 Planning Certificate	Plus Fee DS.50.5, where applicable	\$62.00	S	X	<b>\$62.00</b>
DS.50.5	Fax or postage of certified copy of S10.7 (2) or S10.7 (5) Planning Certificate		\$18.60	F	X	<b>\$19.25</b>
<b>DS.51</b>	<b>S6.23(2) Building Information Certificates</b>					
DS.51.1	Class 1 (fee per dwelling) & Class 10 Buildings		\$400.00	F	X	<b>\$414.00</b>
DS.51.2	Additional Inspections		\$220.00	F	X	<b>\$227.70</b>
<b>DS.52</b>	<b>Class 2-9 Buildings</b>					
DS.52.1	Not Exceeding 200 square metres		\$400.00	F	X	<b>\$414.00</b>
DS.52.2	Exceeding 200 square metres but not exceeding 2,000 square metres		\$2,000.00	F	X	<b>\$2,070.00</b>
DS.52.3	Exceeding 2,000 square metres	\$2,070 Plus \$0.03 per m2, over 2,000m2	POA	F	X	<b>POA</b>
<b>DS.53</b>	<b>Building Information Certificate applications related to unlawfully constructed work</b>		<b>POA</b>	<b>S</b>	<b>X</b>	<b>POA</b>
DS.53.1	Class 10 Building Structure		\$1,500.00	F	X	<b>\$1,552.50</b>
DS.53.2	Class 1 Building		\$3,000.00	F	X	<b>\$3,105.00</b>
DS.53.3	Class 2-9 Buildings		\$10,500.00	F	X	<b>\$10,867.50</b>
DS.53.4	Building Information Certificate involving a Performance Solution under the Building Code Australia (All Classes)	Charge applies per Performance Solution	\$500.00	F	X	<b>\$517.50</b>
DS.54	Copy of Building Certificate		\$13.25	F	X	<b>\$13.70</b>
DS.55	Drainage Diagram		\$24.00	F	X	<b>\$24.85</b>
DS.56	Sewer Reference Sheet	Where Drainage Diagram is unavailable	\$21.00	F	X	<b>\$21.75</b>
DS.57	Map Extract Certificate	Schedule 4 - Item 9.9 of the EP&A Regulation 2021	\$62.00	S	X	<b>\$62.00</b>
DS.58	Registration of all Part 6 or Complying Development Certificates (incl. Construction, Compliance, Occupation and Subdivision Certificates)		\$36.00	S	X	<b>\$36.00</b>
DS.59	Submission of Annual Fire Safety Statement		\$161.00	F	X	<b>\$166.65</b>
DS.60	Preparation of Fire Safety Schedule	Per hour or part thereof (Min \$146.92)	\$141.95	F	X	<b>\$146.92</b>
DS.61	Request for time extension for submission of Annual Fire Safety Statement (AFSS)		\$100.00	F	X	<b>\$103.50</b>
DS.62	Stay of infringement notice for not submitting an Annual Fire Safety Statement (AFSS)		\$400.00	F	X	<b>\$414.00</b>
<b>DS.63</b>	<b>Swimming Pools Act</b>					
DS.63.1	Application for Exemption	Part 4, Clause 13(1) Swimming Pools Regulation 2008	\$250.00	S	X	<b>\$250.00</b>

Index	Fee Description	Conditions	2022/23 Fees (GST Incl)	Pricing Policy	GST	2023/24 Fees (GST Incl)
DS.63.2	Swimming Pool Safety Inspection by accredited certifier - first inspection	Clause 19(a) Swimming Pools Regulation 2008	\$150.00	S	X	<b>\$150.00</b>
DS.63.3	Swimming Pool Safety Inspection by accredited certifier - follow up inspection	Clause 19(b) Swimming Pools Regulation 2008	\$100.00	S	X	<b>\$100.00</b>
DS.63.4	First inspection where Certificate of Compliance ceased to be valid	Clause 19(c) Swimming Pools Regulation 2008	\$150.00	S	X	<b>\$150.00</b>
DS.63.5	Subsequent inspections where Certificate of Compliance ceased to be valid	Clause 19(d) Swimming Pools Regulation 2008	\$100.00	S	X	<b>\$100.00</b>
DS.63.6	Register a swimming pool		\$10.00	S	X	<b>\$10.00</b>
DS.63.7	Provision of Pool Register information - To owner or tenant or their agent only	Clause 25 Swimming Pools Regulation 2008	\$10.00	S	X	<b>\$10.00</b>
DS.63.8	Swimming Pool Resuscitation Sign		\$29.00	M	Y	<b>\$30.00</b>
<b>DS.64</b>	<b>S88G Certificate</b>	<b>Clause 29 Conveyancing (General) Regulations 2013</b>				
DS.64.1	S88G Certificate - no inspection required	Clause 29(b) Conveyancing (General) Regulations 2013	\$10.00	S	X	<b>\$10.00</b>
DS.64.2	S88G Certificate - inspection required	Clause 29(a) Conveyancing (General) Regulations 2013	\$35.00	S	X	<b>\$35.00</b>
<b>DS.65</b>	<b>Endorsement of Legal Documents relating to development and subdivision</b>					
DS.65.1	Section 88B		\$232.00	M	X	<b>\$240.10</b>
DS.65.2	Section 88E, positive covenant and restrictions-as-to-user (RATU)		\$232.00	M	X	<b>\$240.10</b>
DS.65.3	Endorsement of amended Section 88B or Section 88E		\$232.00	M	X	<b>\$240.10</b>
DS.65.4	Endorsement of Legal Documents by Council Resolution and Seal (where required)		\$574.00	M	X	<b>\$594.10</b>
DS.65.5	Endorsement of Legal Documents via PEXA Workspace arrangement		POA	M	Y	<b>POA</b>
<b>DS.66</b>	<b>Maps, Plans and Documents</b>					
<b>DS.66.1</b>	<b>Copies of Building Plans</b>					
DS.66.2	Customer printing approved plans from DA Tracker		Free	N		<b>Free</b>
DS.66.3	Copy of Approved Plans (per DA or CC approval) - Class 1 and 10		\$94.00	M	X	<b>\$97.30</b>
DS.66.4	Copy of Approved Plans (per DA or CC approval) - Class 2 - 9		\$178.00	M	X	<b>\$184.25</b>
<b>DS.67</b>	<b>Other Plans</b>					
DS.67.1	B1 sheet		\$15.30	M	X	<b>\$15.85</b>
DS.67.2	A1 sheet		\$13.25	M	X	<b>\$13.70</b>
DS.67.3	A2 sheet		\$7.15	M	X	<b>\$7.40</b>
DS.67.4	A3 sheet		\$2.05	M	X	<b>\$2.10</b>
DS.67.5	A4 sheet		\$1.00	M	X	<b>\$1.05</b>
<b>DS.68</b>	<b>Photocopies</b>					
DS.68.1	Black and white - A4	Per copy	\$0.96	F	X	<b>\$0.99</b>
DS.68.2	Black and white - A3	Per copy	\$1.92	F	X	<b>\$1.99</b>
DS.68.3	Studies, reports and other documents	Cost Plus 50%	POA	M	X	<b>POA</b>

Index	Fee Description	Conditions	2022/23 Fees (GST Incl)	Pricing Policy	GST	2023/24 Fees (GST Incl)
<b>DS.69</b>	<b>Administration Fees for Withdrawn Applications and Certificates</b>					
DS.69.1	Administration Fee: Cancelled or withdrawn applications for certificates, diagrams, etc. (deducted from refund)		\$42.00	M	Y	<b>\$43.45</b>
DS.69.2	Administration Fee: Cancelled or withdrawn applications for DA, CC (building and engineering), S96, S8.2 applications (deducted from refund)		\$83.00	M	Y	<b>\$85.90</b>
<b>DS.70</b>	<b>Refunds for Withdrawn Applications and Certificates- (DA, CC, CDC, SC, S4.55, S8.2 only)</b>					
DS.70.1	Withdrawn within 3 days of lodgement - 100% of DA	100% of DA Fee, Admin, File Conversion	POA	M	X	<b>POA</b>
DS.70.2	Withdrawn/Refund (prior to assessment) - 50% of DA Fee (excluding Scanning, Admin Fee and PlanFirst levy)	50% of DA Fee only	POA	M	X	<b>POA</b>
DS.70.3	Withdrawn/Refund (after 7 day letter issued) - the amount will be assessed based on the work performed by Council	Based on work done and staff time	POA	M	X	<b>POA</b>
<b>MISCELLANEOUS FEES</b>						
DS.71	Flood level advice - Basic	Letter confirming 1:100 level only	\$183.00	M	Y	<b>\$189.40</b>
DS.72	Flood level advice - Detailed	Letter confirming 1:100 level, likely velocity, site specific matters etc.	\$615.00	M	Y	<b>\$636.55</b>
DS.73.	Flood level advice - CDC	Letter confirming 1:100 level, likely velocity, site specific matters etc.	\$615.00	M	Y	<b>\$636.55</b>
DS.74	Fees, Charges or Penalties permitted under legislation other than LGA	As specified in relevant legislation	POA	S	X	<b>POA</b>
<b>DS.75</b>	<b>Applications under Section 68 of the Local Government Act</b>					
DS.75.1	Solid fuel heater Approval	S68 Activity under the Local Govt Act 1993	\$255.00	R	X	<b>\$263.95</b>
DS.75.2	Amusement devices	S68 Activity under the Local Govt Act 1993	\$68.00	M	X	<b>\$70.40</b>
DS.75.3	Application and Inspection of installations on Caravan Parks	S68 Activity under the Local Govt Act 1993	\$594.00	R	X	<b>\$614.80</b>
DS.75.4	Reinspection required of installations on Caravan Parks	S68 Activity under the Local Govt Act 1993	\$198.00	R	X	<b>\$204.95</b>
DS.75.5	Application and Inspection of a structure associated with manufactured or relocatable home and completion certificate	S68 Activity under the Local Govt Act 1993	\$594.00	R	X	<b>\$614.80</b>
DS.75.6	Reinspection of a structure associated with manufactured or relocatable home and completion certificate	S68 Activity under the Local Govt Act 1993	\$198.00	R	X	<b>\$204.95</b>
DS.75.7	Other Section 68 Applications		\$250.00	R	X	<b>\$258.75</b>
<b>WRITTEN ADVICE</b>						
DS.76	Written advice regarding Development Consent	\$146.92 per hour or part thereof (Minimum Fee \$146.92)	POA	P	Y	<b>POA</b>
DS.77	Written advice regarding Building Consent	\$146.92 per hour or part thereof (Minimum Fee \$146.92)	POA	P	Y	<b>POA</b>
DS.78	Response to written request involving interpretation or clarification of information/ documents	\$146.92 per hour or part thereof (Minimum Fee \$146.92)	POA	P	Y	<b>POA</b>
DS.79	Written advice regarding contaminated land enquiries	\$146.92 per hour or part thereof (Minimum Fee \$146.92)	POA	P	Y	<b>POA</b>
DS.80	Written advice regarding exempt subdivision development	\$146.92 per hour or part thereof (Minimum Fee \$146.92)	POA	P	Y	<b>POA</b>



Index	Fee Description	Conditions	2022/23 Fees (GST Incl)	Pricing Policy	GST	2023/24 Fees (GST Incl)
DS.81	Prelodgement Meetings – General	Per hour (Minimum Fee \$636.55) All subsequent meetings will be charged.	POA	P	Y	POA
DS.82	Prelodgement Meetings – Major	Per hour (Minimum Fee \$952.20) All subsequent meetings will be charged.	POA	P	Y	POA
DS.83	Review of Revised Proposal – General	Per hour (Minimum Fee \$470.95)	POA	P	Y	POA
DS.84	Review of Revised Proposal – Major	Per hour (Minimum Fee \$760.75)	POA	P	Y	POA
DS.85	Written confirmation of Heritage Works Exemption requests under Clause 5.10(3) of HLEP 2012	Per hour (Minimum Fee \$434.70)	POA	P	X	POA

## STRATEGIC PLANNING SERVICES

### ADDITIONAL APPLICATION FEES

#### SP.1 Application to Prepare Local Environmental Plans (LEP's) or Preparation/Amendment of Development Control Plan (DCP)

SP.1.1	Planning Proposals relating to Section 3.22 of the Environment Planning and Assessment Act 1979 matters – Typographical, administrative errors, discrepancies and minor mapping errors/anomalies		\$2,563.45	M	X	<b>\$2,563.45</b>
SP.1.2	Planning proposal – Reclassification of land only	\$19,818.00, Plus the cost of specialist advice and studies required Refund of 90% of fee if applicant withdraws prior to Council determination. Refund of 50% of fee if Council resolves not to proceed to Gateway Determination. Refund of 40% of fee if Gateway Determination is not to proceed. In all other circumstances, there will be no refund	POA	M	X	POA
SP.1.3	Planning Proposal – Minor – Written Amendments to existing Hawkesbury Local Environmental Plan 2012 only, and not resulting in any increased density or subdivision of land	\$12,386.00, Plus the cost of specialist advice and studies required Refund of 90% of fee if applicant withdraws prior to Council determination. Refund of 50% of fee if Council resolves not to proceed to Gateway Determination. Refund of 40% of fee if Gateway Determination is not to proceed. In all other circumstances, there will be no refund	POA	M	X	POA
SP.1.4	Planning Proposal – Major – Both Written and Mapping Amendments to existing Hawkesbury Local Environmental Plan 2012 (eg. heritage listings, additional permitted uses, etc) and map amendments (eg. Zoning, Lot Size) that result in an increased development yield of 20 lots/dwellings or less	\$30,965.00, Plus the cost of specialist advice and studies required Refund of 90% of fee if applicant withdraws prior to Council determination. Refund of 50% of fee if Council resolves not to proceed to Gateway Determination. Refund of 40% of fee if Gateway Determination is not to proceed. In all other circumstances, there will be no refund	POA	M	X	POA
SP.1.5	Planning proposal – Significant – relating to a significant change of zoning and/or other provisions (and development yield exceeds 20 lots and/or development cost is more than \$10 million)	\$61,931.00, Plus the cost of specialist advice and studies required Refund of 90% of fee if applicant withdraws prior to Council determination. Refund of 50% of fee if Council resolves not to proceed to Gateway Determination. Refund of 40% of fee if Gateway Determination is not to proceed. In all other circumstances, there will be no refund	POA	M	X	POA

Index	Fee Description	Conditions	2022/23 Fees (GST Incl)	Pricing Policy	GST	2023/24 Fees (GST Incl)
SP.1.6	Preparation or variation to DCP – Minor – changes to existing DCP (eg. Minor changes to wording, diagrams)	Quotation on application – written response will be quoted at professional rate per hour (as per Fee FS.1)	POA	M	X	POA
SP.1.7	Preparation or variation to DCP – Major – involving significant changes (eg. New DCP chapter)	Quotation on application – written response will be quoted at professional rate per hour for senior staff (as per Fee FS.1)	POA	M	X	POA
SP.1.8	Planning Proposal Pre-lodgement Meetings – General	Per hour (Minimum Fee \$636.55) All subsequent meetings will be charged	POA	P	Y	POA
SP.1.9	Planning Proposal Pre-lodgement Meetings – Major	Per hour (Minimum Fee \$952.20) All subsequent meetings will be charged	POA	P	Y	POA
<b>SP.2</b>	<b>Advertising of Planning Proposals and DCP Variations</b>					
SP.2.1	Advertising for all applications (payable in addition to fee for planning proposal and/or DCP variation fee)	Plus Fees SP.1.1 – SP.1.7 Plus Fees SP.2.2 – SP.2.4	\$474.00	P	X	<b>\$490.60</b>
SP.2.2	Requiring adjoining owners letters only (up to 20 properties)		\$206.00	M	X	<b>\$213.20</b>
SP.2.3	Requiring adjoining owners letters only (21 to 100 properties)		\$430.00	M	X	<b>\$445.05</b>
SP.2.4	Requiring adjoining owners letters only (more than 100 properties)		\$579.00	M	X	<b>\$599.25</b>
<b>SP.3</b>	<b>Works in Kind</b>					
<b>SP.3.1</b>	<b>Works in Kind Proposal Fees</b>					
SP.3.2	For each Section 7.11 work listed in a contributions plan	\$5,100, Plus Fee SP.3.4	POA	F	X	POA
<b>SP.3.3</b>	<b>Works in Kind Supervision Fees</b>					
SP.3.4	Works in Kind Supervision Fee	3% of the value of Section 7.11 work listed in a contributions plan	POA	F	X	POA
<b>CERTIFICATES AND DOCUMENTS</b>						
<b>SP.4</b>	<b>Hawkesbury Development Control Plan</b>					
SP.4.1	Hard Copy – DCP and Appendices	See Clause 19 EP&A Reg 2000	\$149.10	M	X	<b>\$154.30</b>
SP.4.2	Hard Copy – DCP only	See Clause 19 EP&A Reg 2000	\$105.70	M	X	<b>\$109.40</b>
SP.4.3	Hard Copy – Appendices only	See Clause 19 EP&A Reg 2000	\$75.90	M	X	<b>\$78.55</b>
SP.4.4	CD Rom	See Clause 19 EP&A Reg 2000	\$36.55	M	X	<b>\$37.85</b>
SP.4.5	Download from www.hawkesbury.nsw.gov.au	See Clause 19 EP&A Reg 2000	Free	N		<b>Free</b>
<b>SP.5</b>	<b>Local Environmental Plan 1989 or 2012</b>					
SP.5.1	Written document		\$17.70	M	X	<b>\$18.30</b>
SP.5.2	Download LEP 1989 maps from www.hawkesbury.nsw.gov.au		Free	N		<b>Free</b>
SP.5.3	Coloured map set (LEP 1989 only)		\$491.90	M	X	<b>\$509.10</b>
SP.5.4	Single colour map (LEP 1989 only)		\$65.05	M	X	<b>\$67.35</b>
SP.5.5	Download LEP 2012 maps from www.hawkesbury.nsw.gov.au		Free	N		<b>Free</b>
SP.5.6	Coloured map set (LEP 2012 only)		POA	M	X	POA
SP.5.7	Single colour map (LEP 2012 only)		POA	M	X	POA
<b>SP.6</b>	<b>Development Contribution Plan (Section 7.11 and 7.12 – Formerly S94 Plan and S94a Plan)</b>					
SP.6.1	Hardcopy of Plan	See Clause 38 EP&A Reg 2000	\$9.65	M	X	<b>\$10.00</b>

Index	Fee Description	Conditions	2022/23 Fees (GST Incl)	Pricing Policy	GST	2023/24 Fees (GST Incl)
SP.6.2	Internet download	See Clause 38 EP&A Reg 2000	Free	N		Free
<b>SP.7</b>	<b>Planning Studies</b>					
<b>SP.7.1</b>	<b>Hawkesbury Residential Land Strategy</b>					
SP.7.2	Written document		\$21.35	M	X	\$22.10
SP.7.3	Download from www.hawkesbury.nsw.gov.au		Free	N		Free
<b>SP.7.4</b>	<b>Hawkesbury Employment Land Strategy</b>					
SP.7.5	Written document		\$23.40	M	X	\$24.20
SP.7.6	Download from www.hawkesbury.nsw.gov.au		Free	N		Free
<b>SP.7.7</b>	<b>Hawkesbury Floodplain Risk Management Study and Plan</b>					
SP.7.8	Written document		\$53.15	M	X	\$55.00
SP.7.9	Download from www.hawkesbury.nsw.gov.au		Free	N		Free
<b>MISCELLANEOUS FEES</b>						
<b>SP.8</b>	<b>Infrastructure Contribution Payment Rates (under Section 7.11 and 7.12 – Formerly Section 94/94a Plans)</b>	<b>Refers to Sections 7.11 and 7.12 of the Environmental Planning and Assessment Amendment Act 2017 (NSW)</b>				
SP.8.1	Provision of local infrastructure including, but not limited to, car parks, community facilities, land acquisition, park improvements, plan administration, recreation facilities, road works, stormwater drainage	As per Section 7.11 and 7.12 Formerly 94/94a Plan, Adopted by Council, indexed accordingly	POA	F	X	POA
<b>SP.9</b>	<b>Drainage Works</b>	<b>S64 Local Government Act 1993</b>				
SP.9.1	Drainage Catchment 1	Per m2 of site area	POA	F	X	POA
SP.9.2	Drainage Catchment 2	Per m2 of site area	POA	F	X	POA
SP.9.3	Drainage Catchment 3	Per m2 of site area	POA	F	X	POA
SP.9.4	Drainage Catchment 4	Per m2 of site area	POA	F	X	POA
SP.9.5	Drainage Catchment 5	Per m2 of site area	POA	F	X	POA
SP.9.6	Drainage Catchment 6	Per m2 of site area	POA	F	X	POA
<b>SP.10</b>	<b>S64 PITT TOWN DEVELOPMENT AREA – STORMWATER INFRASTRUCTURE</b>					
SP.10.1	Bona Vista and Fernadell Precincts – Preliminary Studies /Plans, Land acquisition, Basin, Overland Flow Path and Wetland Construction	Per development as per Adopted Section 64 Plan, indexed accordingly	POA	F	X	POA
SP.10.2	Contribution Area 1 – Preliminary investigations and plans, Stormwater infrastructure, Land acquisition and creation of easements	Per m2 as per Adopted Section 64 Plan, indexed accordingly	POA	F	X	POA
SP.10.3	Contribution Area 2 – Preliminary investigations and plans, Stormwater infrastructure, Land acquisition and creation of easements	Per m2 as per Adopted Section 64 Plan, indexed accordingly	POA	F	X	POA
SP.10.4	Contribution Area 3 – Preliminary investigations and plans, Stormwater infrastructure, Land acquisition and creation of easements	Per m2 as per Adopted Section 64 Plan, indexed accordingly	POA	F	X	POA
SP.10.5	Contribution Area 4 – Preliminary investigations and plans, Stormwater infrastructure, Land acquisition and creation of easements	Per m2 as per Adopted Section 64 Plan, indexed accordingly	POA	F	X	POA
SP.10.6	Contribution Area 5 – Preliminary investigations and plans, Stormwater infrastructure, Land acquisition and creation of easements	Per m2 as per Adopted Section 64 Plan, indexed accordingly	POA	F	X	POA

Index	Fee Description	Conditions	2022/23 Fees (GST Incl)	Pricing Policy	GST	2023/24 Fees (GST Incl)
<b>INFRASTRUCTURE OPERATIONS</b>						
<b>TRANSPORT OPERATIONS</b>						
<b>TO.1</b>	<b>Road Opening Permit</b>		<b>\$250.00</b>	<b>F</b>	<b>X</b>	<b>\$258.75</b>
	<b>Restoration charges below must be paid in addition to the Road Opening Permit. Unless otherwise stated, all charges are per m2 and minimum area charged is 2m2</b>					
	<b>Also, any work performed adjacent to a state road or town centre, will incur an additional charge for traffic control to RMS standards, based on actual cost plus 5%</b>					
<b>TO.2</b>	<b>Driveways- Restoration</b>					
<b>TO.2.1</b>	<b>Concrete</b>					
TO.2.2	Residential driveways 100mm thick	Per m2 (Minimum area 2m2)	\$337.45	F	X	<b>\$349.25</b>
TO.2.3	Industrial driveways 150mm thick concrete	Per m2 (Minimum area 2m2)	\$410.90	F	X	<b>\$425.30</b>
<b>TO.2.4</b>	<b>Pavers</b>					
TO.2.5	Returned to Council's Works Depot in good order	Per m2 (Minimum area 2m2)	\$438.70	F	X	<b>\$454.05</b>
TO.2.6	Where Council is required to supply pavers	Per m2 (Minimum area 2m2)	\$528.25	F	X	<b>\$546.75</b>
TO.2.7	Bitumen surfaces/paths	Per m2 (Minimum area 2m2)	\$320.00	F	X	<b>\$331.20</b>
TO.2.8	Formed paths - earth, grassed or gravel	Per m2 Up to 15m2 (Minimum area 2m2)	\$165.70	F	X	<b>\$171.50</b>
TO.2.9	Formed paths - earth, grassed or gravel	For areas greater than 15m2, the first 15m2 is charged as per Fee CM.2.8, Plus \$31.10 per m2 thereafter	POA	F	X	<b>POA</b>
TO.2.10	Non-Formed paths (All rural areas)	Per m2 (Minimum area 2m2)	\$15.20	F	X	<b>\$15.75</b>
<b>TO.2.11</b>	<b>Driveway Inspections Fees (Residential)</b>					
TO.2.12	First 2 inspections		\$212.00	F	X	<b>\$219.40</b>
TO.2.13	Subsequent inspections		\$86.05	F	X	<b>\$89.05</b>
<b>TO.2.14</b>	<b>Driveway Inspections Fees (Commercial/Industrial)</b>					
TO.2.15	Inspection - Commercial/Industrial		\$360.00	F	X	<b>\$372.60</b>
<b>TO.3</b>	<b>Footpaths - Restoration</b>					
TO.3.1	Concrete path	Per m2 (Minimum area 2m2)	\$328.00	F	X	<b>\$339.50</b>
TO.3.2	Concrete with bitumen/asphalt surface paths	Per m2 (Minimum area 2m2)	\$328.00	F	X	<b>\$339.50</b>
<b>TO.4</b>	<b>Kerbing and Guttering - Restoration</b>	<b>Per linear metre</b>				
TO.4.1	Concrete kerb and gutter	Per metre (Minimum length 2m)	\$385.65	M	X	<b>\$399.15</b>
<b>TO.5</b>	<b>Roads - Restoration</b>					
TO.5.1	Formed roads (earth or gravel)	Per m2 (Minimum area 2m2)	\$228.40	M	X	<b>\$236.40</b>

Index	Fee Description	Conditions	2022/23 Fees (GST Incl)	Pricing Policy	GST	2023/24 Fees (GST Incl)
<b>TO.5.2</b>	<b>Bitumen or asphalt surface (max 23mm thick A.C.)</b>					
TO.5.3	Per opening up to 50m2	Per m2 (Minimum area 2m2)	\$355.00	M	X	<b>\$367.45</b>
TO.5.4	Per opening after the first 50m2	Fee CM.5.3 per m2 Plus \$246.30 per m2 thereafter	POA	M	X	<b>POA</b>
<b>TO.5.5</b>	<b>Asphaltic concrete pavement (deep lift)</b>					
TO.5.6	Per opening up to 35m2 (Minimum 2m2)	Per m2 Up to 35m2 (Minimum area 2m2)	\$523.00	M	X	<b>\$541.30</b>
TO.5.7	Per opening after the first 35m2	For areas greater than 35m2, the first 35m2 is charged as per Fee CM.5.6 Plus \$359.70 per m2 thereafter	POA	M	X	<b>POA</b>
TO.5.8	Concrete pavement roads	Per m2 (Minimum area 2m2)	POA	M	X	<b>POA</b>
<b>TO.6</b>	<b>Kerbing and Guttering - New Construction</b>					
<b>TO.6.1</b>	<b>Kerbing and guttering construction</b>					
TO.6.2	50% of the cost of the work	As per Contractors' charges	POA	F	Y	<b>POA</b>
TO.6.3	25% for side boundary on corner block	As per Contractors' charges	POA	F	Y	<b>POA</b>
<b>TO.7</b>	<b>Private Works / Advertising Signs</b>					
<b>TO.7.1</b>	<b>Industrial Area Advertising Boards</b>					
TO.7.2	Name and Address only		\$199.05	R	X	<b>\$206.90</b>
TO.7.3	Annual charge for maintaining Name and Address only sign		\$139.05	R	X	<b>\$143.90</b>
TO.7.4	Name, Address with Logo		\$296.70	R	X	<b>\$307.10</b>
TO.7.5	Annual charge for maintaining Name, Address with Logo sign		\$208.45	R	X	<b>\$215.75</b>
<b>TO.8</b>	<b>Traffic Control Barrier Fee</b>					
TO.8.1	Barricades on footways, emergency barricades and lights and temporary footway crossings		POA	F	X	<b>POA</b>
<b>IRRIGATION LICENCE FEE</b>						
TO.9	Permit to Irrigate Fee		\$437.35	M	X	<b>\$452.65</b>
TO.9.1	Annual Licence Fee		\$184.05	M	X	<b>\$190.50</b>
<b>OTHER FEES</b>						
<b>TO.10</b>	<b>Road Occupancy</b>					
TO.10.1	Permit to occupy road/footpath for Event purposes - must be accompanied by a Traffic Management Plan	Per day or part thereof	POA	M	X	<b>POA</b>
TO.10.2	Permit to occupy road/footpath, to stand crane/vehicle or for any other construction purposes on Regional/Local Roads in Non-Commercial areas - must be accompanied by a Traffic Management Plan, if required	Per week or part thereof	\$247.00	M	X	<b>\$255.65</b>
TO.10.3	Permit to occupy road/footpath, to stand crane/vehicle or for any other construction purposes on Regional/Local Roads in Commercial areas - must be accompanied by a Traffic Management Plan, if required	Per day or part thereof	\$247.00	M	X	<b>\$255.65</b>



Index	Fee Description	Conditions	2022/23 Fees (GST Incl)	Pricing Policy	GST	2023/24 Fees (GST Incl)
TO.10.4	Permit to occupy road/footpath, to stand crane/vehicle or for any other construction purposes on Roads and Maritime Services (RMS) controlled roads	Applications must be approved by RMS prior to consideration by Council	POA	M	X	POA
TO.10.5	Construction Establishment Fee		\$981.40	M	X	\$1,015.75
TO.10.6	Construction Zone	Per Week Per 12.5m (truck length)	\$123.00	M	X	\$127.30
<b>TO.11</b>	<b>Sale of Tender Documents</b>					
TO.11.1	Sale of Tender documents (printing, paper, expertise, overheads)		POA	R	Y	POA
<b>TO.12</b>	<b>Road Closures</b>					
TO.12.1	Assess Traffic Management Plan		POA	F	X	POA
<b>CITY SERVICES</b>						
<b>SALES</b>						
<b>CY.1</b>	<b>Sale of Maps</b>	<b>Supplied from Geographical Information System</b>				
<b>CY.1.1</b>	<b>Category 1 : Maps displaying cadastral data, creeks, rivers and contours</b>	<b>Prices for 1-10 sheets Price for 11 copies or more on application</b>				
CY.1.2	A0 sheet		\$64.25	F	X	\$66.50
CY.1.3	A1 sheet		\$61.25	F	X	\$63.40
CY.1.4	A2 sheet		\$40.05	F	X	\$41.45
CY.1.5	A3 sheet		\$29.90	F	X	\$30.95
CY.1.6	A4 sheet		\$21.75	F	X	\$22.50
<b>CY.1.7</b>	<b>Category 2 : Maps displaying aerial photography, slope data, vegetation or data requiring manipulation.</b>	<b>Prices for 1-10 sheets Price for 11 copies or more on application</b>				
CY.1.8	A0 sheet		\$112.70	F	X	\$116.60
CY.1.9	A1 sheet		\$107.15	F	X	\$110.90
CY.1.10	A2 sheet		\$90.70	F	X	\$93.85
CY.1.11	A3 sheet		\$62.15	F	X	\$64.30
CY.1.12	A4 sheet		\$56.10	F	X	\$58.05
<b>CY.1.13</b>	<b>Sale of Tender Documents</b>					
CY.1.14	Sale of Tender Documents (printing, paper, expertise, overheads)	At cost	POA	F	Y	POA
<b>ROAD NAMING - NEW ROAD</b>						
CY.2	Road Naming Application Fee	Naming of newly created Public and Private Roads – The Fee is for up to and including 5 roads (road names) per application within the one site. More than 5 road names will be priced in multiple blocks of 5 road names. The Fee excludes the sign and erection of the sign.	\$895.00	F	X	\$925.00

Index	Fee Description	Conditions	2022/23 Fees (GST Incl)	Pricing Policy	GST	2023/24 Fees (GST Incl)
<b>OPEN SPACE SERVICES</b>						
<b>PARK BOOKINGS</b>						
<b>OS.1</b>	<b>Non Exclusive use events</b>					
<b>OS.1.1</b>	<b>Administration/Booking Fee</b>					
<b>OS.1.2</b>	<b>Events in Parks</b>	<b>Included but not limited to the following activities: Weddings, Events, Parties, Large gatherings, Markets or Activities involving temporary structures</b>				
OS.1.3	Small to Medium Events	Up to 200 people Excluding War Memorial Events	\$95.20	P	Y	<b>\$98.50</b>
OS.1.4	Large Events	Over 200 people	\$120.85	F	Y	<b>\$125.10</b>
OS.1.5	Personal trainers/Boot camps	Per season Summer (September - March), Winter (April - August)	\$862.90	F	Y	<b>\$893.10</b>
OS.1.6	Personal trainers/Boot camps/Other Commercial users	Casual hourly rate	\$27.55	F	Y	<b>\$28.50</b>
OS.1.7	Wedding at McQuade Park	Per hour (Maximum 2 hours) Includes Booking Fee	\$130.05	F	Y	<b>\$135.00</b>
<b>OS.1.8</b>	<b>Refundable Bond</b>					
OS.1.9	Sporting/Community event	Minimum fee	\$200.00	P	X	<b>\$200.00</b>
OS.1.10	Corporate/Business event	Minimum fee	\$1,000.00	P	X	<b>\$1,000.00</b>
<b>OS.2</b>	<b>Exclusive use events</b>					
	<b>Exclusive use is where the activity/event takes over the whole or part of a park and restricts usage to that area</b>					
<b>OS.2.1</b>	<b>Administration/Booking Fee</b>					
<b>OS.2.2</b>	<b>Community organisation event (not for profit)</b>	<b>Where the event is no more than 3 consecutive days</b>				
OS.2.3	Set up - Prior to Event	Per day	\$364.15	P	Y	<b>\$377.00</b>
OS.2.4	Event days	Per day	\$957.15	P	Y	<b>\$991.00</b>
OS.2.5	Removal/Clean up - Post Event	Per day	\$364.15	P	Y	<b>\$377.00</b>
<b>OS.2.6</b>	<b>Corporate/Business organisation event</b>	<b>Where the event is no more than 3 consecutive days</b>				
OS.2.7	Set up - Prior to Event	Per day	\$624.25	F	Y	<b>\$646.10</b>
OS.2.8	Event days	Per day	\$1,248.50	F	Y	<b>\$1,292.20</b>
OS.2.9	Removal/Clean up - Post Event	Per day	\$624.25	F	Y	<b>\$646.10</b>
<b>OS.2.10</b>	<b>Community/Corporate/Business organisation event</b>	<b>Where the event is more than 3 consecutive days</b>	<b>POA</b>	<b>F</b>	<b>Y</b>	<b>POA</b>
	<b>Exclusive use events For areas less than 1000m2 or less than 40% of the park, a reduced fee of 50% applies</b>					
<b>OS.2.11</b>	<b>Refundable Bond</b>					
OS.2.12	Sporting/Community event	Minimum fee	\$200.00	P	X	<b>\$200.00</b>
OS.2.13	Corporate/business event	Minimum fee	\$1,000.00	P	X	<b>\$1,000.00</b>
<b>OS.3</b>	<b>Events Services</b>					
<b>OS.3.1</b>	<b>Electricity</b>					
OS.3.2	Corporate/business organisation	Per day	\$109.25	P	Y	<b>\$150.00</b>

Index	Fee Description	Conditions	2022/23 Fees (GST Incl)	Pricing Policy	GST	2023/24 Fees (GST Incl)
<b>OS.3.3</b>	<b>Garbage Service</b>					
<b>OS.3.4</b>	<b>Delivery and Pick-up of bins</b>	<b>For Events held in Council owned parks only</b>				
OS.3.5	1 to 10 bins		\$405.95	F	Y	<b>\$421.00</b>
OS.3.6	11 to 25 bins		\$811.90	F	Y	<b>\$841.00</b>
OS.3.7	Emptying Fee	Per bin	\$19.40	F	Y	<b>\$20.10</b>
OS.3.8	Replacement bin due to vandalism or theft		\$118.30	F	Y	<b>\$122.50</b>
OS.3.9	Toilet cleaning	Prior to event	\$98.95	P	Y	<b>\$105.00</b>
<b>OS.4</b>	<b>Casual Use of Parks and Reserves</b>					
<b>OS.4.1</b>	<b>Park Access</b>					
OS.4.2	Establishment fee for use of parks as compounds by Contractors		\$286.10	F	X	<b>\$296.10</b>
OS.4.3	Rental per week for compound site	Per m2	\$1.35	F	X	<b>\$1.40</b>
OS.4.4	Parks access administration fee		\$95.15	F	X	<b>\$98.50</b>
<b>OS.4.5</b>	<b>Use of Parks and Reserves by Hot Air Balloons</b>					
OS.4.6	Annual administration booking fee		\$95.15	P	Y	<b>\$98.50</b>
OS.4.7	Fee per launch, landing or tether	For annual bookings	\$30.15	R	Y	<b>\$31.20</b>
OS.4.8	Casual hire fee	Per launch, landing or tether	\$131.10	R	Y	<b>\$135.70</b>
<b>OS.4.9</b>	<b>Circuses/Fairs/Carnivals and other similar size events</b>					
OS.4.10	Set up/Removal/Non-Show days	Per day	\$624.25	F	Y	<b>\$646.00</b>
OS.4.11	Show days		\$1,248.50	F	Y	<b>\$1,292.00</b>
<b>OS.4.12</b>	<b>Markets and Fetes (Excluding Windsor Mall) Rate per day</b>					
OS.4.13	Application Fee - Community		\$114.45	F	Y	<b>\$118.50</b>
OS.4.14	Application Fee - Commercial		\$563.90	F	Y	<b>\$583.70</b>
OS.4.15	Commercial Markets - Richmond Park	Per day within designated area	\$659.95	F	Y	<b>\$683.00</b>
OS.4.16	Other Markets		POA	F	Y	<b>POA</b>
<b>OS.4.17</b>	<b>Use of park to access private property for building/landscape works</b>					
OS.4.18	Administration fee		\$95.15	P	X	<b>\$98.50</b>
OS.4.19	Inspection fee		\$140.45	F	X	<b>\$145.50</b>
OS.4.20	Refundable Bond	Minimum	\$2,000.00	P	X	<b>\$2,000.00</b>
<b>OS.5</b>	<b>Use of park by Registered Food Vans</b>					
OS.5.1	Registered Food Van	Per van, per day	POA	F	Y	<b>POA</b>
OS.5.2	Registered Food Van	Per van, for a 6 month period at a fixed location	POA	F	Y	<b>POA</b>
<b>CAMPING FEES - UPPER COLO</b>						
<b>OS.6</b>	<b>Fee per person per night</b>	<b>Prepaid</b>				
OS.6.1	Adult/Child over 5 years	Children aged 17 years and under must be supervised by an adult 18 years and above	\$13.00	F	Y	<b>\$13.50</b>
OS.6.2	Children under 5 years of age		Free	N		<b>Free</b>
OS.6.3	Family	2 adults and 2 children - children aged between 5 and 12 years	\$39.00	P	Y	<b>\$40.40</b>

Index	Fee Description	Conditions	2022/23 Fees (GST Incl)	Pricing Policy	GST	2023/24 Fees (GST Incl)
OS.6.4	Group	Per person Minimum 50 people	POA	F	Y	POA
OS.6.5	Cancellation Fee – More than 7 days prior to arrival	50% of fee paid Or \$50.00 minimum If the amount paid is less than \$50.00, whole payment will be forfeited	POA	P	Y	POA
OS.6.6	Cancellation Fee – Within 7 days of arrival	100% of fee paid	POA	P	Y	POA
<b>Campers can cancel and re-book their stay, at no additional charge, provided the booking date is within 6 months of the original reservation</b>						
<b>OS.7</b>	<b>Fee per person per night</b>	<b>Not Prepaid</b>				
OS.7.1	Adult/Child over 5 years	Children aged 17 years and under must be supervised by an adult 18 years and above	\$20.00	R	Y	<b>\$21.00</b>
OS.7.2	Children under 5 years of age		Free	N		<b>Free</b>
<b>TREE PRESERVATION</b>						
<b>OS.8</b>	<b>Street Trees</b>					
OS.8.1	Administration fee for removal of street trees in township	On Council Land	\$95.15	R	X	<b>\$98.50</b>
OS.8.2	Compensation for removal of tree on Council Land	Arising from approved development	\$479.40	F	X	<b>\$496.00</b>
<b>OS.8.3</b>	<b>Permit Application for Tree Removal</b>	<b>Modifications to an application must be lodged as a new application. Permit is issued for a 12 month period – expired permits are subject to a new application, fees apply</b>				
OS.8.4	1 to 3 Trees		\$119.65	F	X	<b>\$124.00</b>
OS.8.5	4 to 6 Trees		\$141.50	F	X	<b>\$146.00</b>
OS.8.6	7 to 10 Trees		\$163.35	F	X	<b>\$169.00</b>
OS.8.7	11 to 20 Trees		\$197.70	F	X	<b>\$205.00</b>
OS.8.8	20 to 25 Trees		\$251.80	F	X	<b>\$261.00</b>
OS.8.9	More than 25 Trees and/or clearing of native vegetation or bushland	This includes the clearing of trees as well as other native vegetation (Not part of a development)	POA	F	X	POA
OS.8.10	Written consent for tree removal	Per hour or part thereof (Min \$146.92)	POA	F	X	POA
<b>CEMETERY FEES</b>						
<b>OS.9</b>	<b>Richmond Lawn Cemetery/Wilberforce Cemetery/Pitt Town Cemetery</b>					
<b>OS.9.1</b>	<b>Plot Fees</b>					
OS.9.2	Burial Plot (a perpetual interment right)	Includes perpetual maintenance	\$4,151.40	F	Y	<b>\$4,300.00</b>
OS.9.3	Surcharge for Non-Residents (new sites)	Does not include plot fee Plus Fee OS.9.2	\$1,820.70	F	Y	<b>\$1,885.00</b>
OS.9.4	Perpetual Maintenance	For plots purchased prior to July 2014	\$979.20	F	Y	<b>\$1,015.00</b>
OS.9.5	Interment Fee	First or second interment into a burial plot Plus Fee OS.9.6, where applicable	\$1,664.65	F	Y	<b>\$1,725.00</b>
OS.9.6	Interments on weekends/public holidays	Plus Fee OS.9.5	\$688.50	F	Y	<b>\$715.00</b>
OS.9.7	Inscribed Bronze Burial Plaque		\$808.35	F	Y	<b>\$840.00</b>
OS.9.8	Monument/headstone permit	For monumental application for installation and/or repairs for headstone or plaque	\$218.50	F	X	<b>\$227.00</b>

Index	Fee Description	Conditions	2022/23 Fees (GST Incl)	Pricing Policy	GST	2023/24 Fees (GST Incl)
<b>OS.9.9</b>	<b>Associated Fees</b>					
OS.9.10	Transfer of a Burial Licence	\$97.96, Plus Fee OS.9.3, where applicable (where transfer is to a resident outside the Hawkesbury LGA)	POA	F	Y	<b>POA</b>
OS.9.11	Administration fee for relinquishing/reversing purchase of cemetery plots/niches	10% of plot cost	POA	F	Y	<b>POA</b>
OS.9.12	Placement of War Office plaque at Richmond Lawn Cemetery		\$168.30	F	Y	<b>\$175.00</b>
OS.9.13	Administration fee – Exhumation of remains		\$142.80	F	Y	<b>\$148.00</b>
OS.9.14	Exhumation of remains	As per Contractors' charges Plus Fee OS.9.13	POA	F	Y	<b>POA</b>
<b>OS.9.15</b>	<b>Columbarium Walls/Rose Garden/Magnolia Garden/Burial Plots</b>					
OS.9.16	Niche in Columbarium, Magnolia Garden, Rose Garden (including interment right)		\$683.40	F	Y	<b>\$708.00</b>
OS.9.17	Ashes placed in coffin at time of interment	Per Urn Maximum of 2 ashes in a burial plot	\$296.80	F	Y	<b>\$308.00</b>
OS.9.18	Interment of ashes in garden niche/plot	First or second interment	\$340.70	F	Y	<b>\$353.00</b>
OS.9.19	Bronze Ashes Plaque	Maximum 8 lines	\$463.10	F	Y	<b>\$480.00</b>
OS.9.20	Double bronze plaque (135mm x 270mm)		\$600.00	F	Y	<b>\$621.00</b>
OS.9.21	Insignias and photographs		POA	F	Y	<b>POA</b>
OS.9.22	Probe of Grave	All cemeteries	\$547.75	F	X	<b>\$567.00</b>
OS.9.23	Repair of Monumental Graves	All cemeteries Plus Fee OS.9.25	POA	F	X	<b>POA</b>
<b>OS.10</b>	<b>Lower Portland Cemetery</b>					
<b>OS.10.1</b>	<b>Plot Fees</b>					
OS.10.2	Single Plot		\$995.00	E	Y	<b>\$1,035.00</b>
OS.10.3	Single Niche		\$610.00	E	Y	<b>\$625.00</b>
<b>OS.10.4</b>	<b>Interment Fees</b>					
OS.10.5	Interment Fee		\$150.00	E	Y	<b>\$165.00</b>
<b>OS.11</b>	<b>St Albans Cemetery</b>					
<b>OS.11.1</b>	<b>Plot Fees</b>					
OS.11.2	Single Plot – Resident		POA	E	Y	<b>POA</b>
OS.11.3	Single Plot – Non Resident		\$4,500.00	E	Y	<b>\$4,500.00</b>
<b>OS.11.4</b>	<b>Interment Fees</b>					
OS.11.5	Interment – Resident		POA	E	Y	<b>POA</b>
OS.11.6	Interment – Non Resident		\$1,500.00	E	Y	<b>\$1,550.00</b>
OS.11.7	Installation of a brass plaque and sandstone base		\$500.00	E	Y	<b>\$840.00</b>
<b>MISCELLANEOUS</b>						
<b>OS.12</b>	<b>Banners</b>					
OS.12.1	Application Fee	Per banner Covers a period of 2 weeks	\$27.00	P	X	<b>\$28.00</b>
OS.12.2	Removal of overdue banner		\$143.80	F	X	<b>\$149.00</b>



Index	Fee Description	Conditions	2022/23 Fees (GST Incl)	Pricing Policy	GST	2023/24 Fees (GST Incl)
OS.12.3	Refundable key bond		\$31.60	P	X	<b>\$33.00</b>
OS.12.4	Late return of key		\$15.60	P	X	<b>\$16.00</b>
<b>OS.13</b>	<b>Community Nursery</b>					
	<b>If a Pre grow or forward order is cancelled, Council will endeavour to on-sell any stock that is commonly grown and held by the Nursery. Where Council is unable to do this, the client will be charged 100% of the quoted price</b>					
<b>OS.13.1</b>	<b>Hiko cells</b>					
OS.13.2	1 to 40	Each	\$1.30	P	Y	<b>\$1.35</b>
<b>OS.13.3</b>	<b>Tubestock</b>					
OS.13.4	Tubestock – Approx 50mm x 50mm x 120mm – 1 to 20	Each	\$2.50	P	Y	<b>\$2.60</b>
OS.13.5	Tubestock – Approx 50mm x 50mm x 120mm – 21 or more	Each	\$1.95	P	Y	<b>\$2.00</b>
OS.13.6	Tubestock – Approx 50mm x 50mm x 120mm – 1000 or more	Each	\$1.80	P	Y	<b>\$1.90</b>
OS.13.7	Tubestock – 50mm x 50mm x 120mm	End of line or overgrown stock	POA	P	Y	<b>POA</b>
OS.13.8	Tubestock – 50mm x 50mm x 120mm	Sale of stock at Community Events	POA	P	Y	<b>POA</b>
OS.13.9	Super Tube – Approx 65mm x 65mm x 160mm		POA	P	Y	<b>POA</b>
OS.13.10	Long stem– Approx 50mm x 50mm x 120mm		POA	P	Y	<b>POA</b>
OS.13.11	2" Pot – 1 to 20	Each	\$1.40	P	Y	<b>\$2.00</b>
OS.13.12	6" Pot	Each	\$7.70	P	Y	<b>\$12.00</b>
OS.13.13	8" Pot	Each	\$10.10	P	Y	<b>\$20.00</b>
OS.13.14	12" Pot	Each	\$37.00	P	Y	<b>\$50.00</b>
OS.13.15	Tube return	Return 30 undamaged tubes to receive 1 free plant	Free	N		<b>Free</b>
OS.13.16	Tray Deposits		\$3.90	P	X	<b>\$4.10</b>
<b>OS.13.17</b>	<b>Grow cells</b>					
OS.13.18	Small grow cells – Approx 20mm x 20mm x 20mm	Each	POA	P	Y	<b>POA</b>
OS.13.19	Large grow cells – Approx 30mm x 30mm x 30mm	Each	POA	P	Y	<b>POA</b>
<b>OS.13.20</b>	<b>Planting Accessories</b>					
OS.13.21	Bamboo canes 10–12mm x 750mm	Each	\$0.35	F	Y	<b>\$0.40</b>
OS.13.22	Frost bag tree sleeves 450mm x 350mm	Each	\$0.70	F	Y	<b>\$0.70</b>
OS.13.23	Delivery for plants or planting accessories	Price per courier Plus 10% administration fee	POA	F	Y	<b>POA</b>
OS.13.24	Enviro Seeding Guard	400mm x 137mm diameter	\$0.95	F	Y	<b>\$1.90</b>
OS.13.25	Contract Growing	Payment required in stages– Stage 1 – 30% of total cost Stage 2 – 30% of total cost Stage 3 – remaining 40% of total cost	POA	F	Y	<b>POA</b>
OS.13.26	Holding Fee	After 30 days, uncollected purchases will incur an additional charge of 10% of the total cost of the original order, Per month, until collected	POA	F	Y	<b>POA</b>

Index	Fee Description	Conditions	2022/23 Fees (GST Incl)	Pricing Policy	GST	2023/24 Fees (GST Incl)
<b>OS.14</b>	<b>Film and Television</b>					
OS.14.1	Filming Application	Fees on application as per Local Government Filming Protocol Education facilities/students are exempt	POA	E	X	<b>POA</b>
OS.14.2	Filming Inspection	Fees on application as per Local Government Filming Protocol	POA	E	X	<b>POA</b>
<b>OS.15</b>	<b>Opening of Gates</b>					
OS.15.1	Minimum charge	Cost of staff/contractors to open the gates	\$208.00	F	Y	<b>\$70.00</b>
<b>OS.16</b>	<b>Sale of Tender Documents</b>					
OS.16.1	Sale of Tender documents (printing, paper, expertise, overheads)		POA	P	Y	<b>POA</b>
<b>OS.17</b>	<b>Stage Hire</b>					
OS.17.1	Community Events		\$463.10	P	Y	<b>\$480.00</b>
OS.17.2	Private/Business Events		\$660.00	F	Y	<b>\$683.00</b>
<b>OS.18</b>	<b>Supply of Keys</b>					
OS.18.1	Supply of keys to Community Groups and Sports Bodies		\$36.70	F	Y	<b>\$38.00</b>
OS.18.2	Bond - Refundable deposit for keys on loan		\$40.00	P	X	<b>\$41.50</b>
<b>RICHMOND POOL</b>						
<b>OS.19</b>	<b>Admission Charges</b>					
OS.19.1	Adults		\$5.20	P	Y	<b>\$5.40</b>
OS.19.2	Pensioners, seniors, children and students		\$4.00	P	Y	<b>\$4.20</b>
OS.19.3	Accompanying parents/carers		\$1.00	P	Y	<b>\$1.00</b>
OS.19.4	School Accredited Learn to Swim Programs		\$2.40	P	Y	<b>\$2.50</b>
OS.19.5	Family - 2 adults and 3 children	Additional children incur entry charge	\$18.40	P	Y	<b>\$19.20</b>
OS.19.6	Exclusive use of the pool - Half day	On approval	POA	P	Y	<b>POA</b>
OS.19.7	Exclusive use of the pool - Full day	On approval	POA	P	Y	<b>POA</b>
<b>OS.20</b>	<b>Entry Card</b>	<b>20 passes</b>				
OS.20.1	Adult		\$72.80	P	Y	<b>\$75.60</b>
OS.20.2	Child/Concession		\$56.00	P	Y	<b>\$58.80</b>
<b>OS.21</b>	<b>Carnivals</b>	<b>Including school carnivals</b>				
OS.21.1	Half Day Carnival		\$203.00	P	Y	<b>\$210.00</b>
OS.21.2	Full Day Carnival		\$301.00	P	Y	<b>\$312.00</b>
<b>OS.22</b>	<b>Learn to Swim</b>					
<b>OS.22.1</b>	<b>Learn to Swim class</b>					
OS.22.2	Learn to Swim class	Per person	\$13.20	P	F	<b>\$13.70</b>
OS.22.3	Private Learn to Swim Lesson		\$39.50	P	F	<b>\$41.10</b>
OS.22.4	Family Learn to Swim class	When full school term or full 2 week intensive program (minimum 9) are purchased, the 2nd child and subsequent children in the family receive \$10.00 off the full term/intensive fee	POA	P	F	<b>POA</b>
OS.22.5	Lane Hire	Per hour	\$32.15	P	Y	<b>\$33.30</b>
OS.22.6	Staying Active Group Fitness	Per person	\$8.00	P	Y	<b>\$8.30</b>
OS.22.7	Staying Active Group Fitness - 10 pass		\$67.30	P	Y	<b>\$69.70</b>

Index	Fee Description	Conditions	2022/23 Fees (GST Incl)	Pricing Policy	GST	2023/24 Fees (GST Incl)
OS.22.8	School survival class	Per child (Minimum 50 children)	\$8.15	P	F	<b>\$8.45</b>
<b>OS.23</b>	<b>Season pass</b>					
OS.23.1	Adult		\$290.70	P	Y	<b>\$300.00</b>
OS.23.2	Child		\$209.10	P	Y	<b>\$216.00</b>
OS.23.3	Platinum Family Entry Pass	Unlimited family entry for the Summer season including RSC Squads and limited Learn to Swim bookings	\$1,060.80	P	Y	<b>\$1,098.00</b>
<b>OS.24</b>	<b>Squad Training</b>					
OS.24.1	Casual visit		\$13.15	P	Y	<b>\$13.70</b>
OS.24.2	10 visit Squad pass	10 visits (RSC Squads) to be used throughout Summer season	\$92.10	P	Y	<b>\$95.90</b>
OS.24.3	Monthly Squad pass	Unlimited Squad swim entry (RSC Squads) for calendar month	\$105.25	P	Y	<b>\$109.60</b>
OS.24.4	Season Squad pass (Individual)		\$421.05	P	Y	<b>\$438.40</b>
<b>OS.25</b>	<b>Birthday Parties/Functions</b>					
OS.25.1	Hire of Club Room		POA	P	Y	<b>POA</b>
<b>TENNIS COURT HIRE</b>						
<b>OS.26</b>	<b>Non Commercial Hire for the following tennis courts</b>	<b>Freeman's Reach, Maraylya, Pitt Town, St Albans and Windsor (McQuade Park)</b>				
OS.26.1	Day Hire	Per court per hour, or part thereof	\$10.00	P	Y	<b>\$10.00</b>
OS.26.2	Night Hire	Per court per hour, or part thereof	\$13.00	P	Y	<b>\$13.00</b>
OS.26.3	Club Members/Regular Users	Minimum 10 consecutive bookings (For use on any of Council's courts)	POA	P	Y	<b>POA</b>
OS.26.4	Commercial Hire for tennis courts	Charged at the above rates plus 25% commercial levy	POA	P	Y	<b>POA</b>
<b>BOWEN MOUNTAIN PARK HALL</b>						
<b>OS.27</b>	<b>Bowen Mountain Park Hall hire</b>					
OS.27.1	Day/Night Hire		\$100.00	E	Y	<b>\$120.00</b>
OS.27.3	Hire - per hour	Kitchen not being used	\$25.00	E	Y	<b>\$30.00</b>
OS.27.4	Refundable Bond	Left clean and tidy with no damage	\$100.00	E	X	<b>\$100.00</b>
<b>CITY SERVICES - HAWKESBURY SPORTS COUNCIL</b>						
<b>PLAYER FEE</b>						
SC.1	Registered Player Fee	Per player	\$7.40	E	Y	<b>\$7.85</b>
<b>GROUND AND FACILITY FEES</b>						
SC.2	Basic Ground booking fee	Per field Per discipline season	\$822.00	E	Y	<b>\$835.00</b>
SC.3	Casual Ground Hire	Full day	\$222.00	E	Y	<b>\$226.00</b>
<b>BENSONS SPORTS FIELDS</b>						
SC.4	Casual Turf Wicket Hire	Not including preparation fee	\$408.00	E	Y	<b>\$415.00</b>
SC.5	Casual Turf Wicket Preparation Fee		\$243.00	E	Y	<b>\$247.00</b>
SC.6	Casual Synthetic Wicket Hire		\$222.00	E	Y	<b>\$226.00</b>
SC.7	Casual Bensons Other Ground Hire		\$222.00	E	Y	<b>\$226.00</b>

Index	Fee Description	Conditions	2022/23 Fees (GST Incl)	Pricing Policy	GST	2023/24 Fees (GST Incl)
<b>OWEN EARLE OVAL</b>						
SC.8	Owen Earle Oval	Not including preparation fee	\$530.00	E	Y	<b>\$540.00</b>
SC.9	Owen Earle Turf Wicket Preparation		\$284.35	E	Y	<b>\$289.00</b>
<b>CANTEEN HIRE FEES</b>						
SC.10	Per discipline season		\$408.00	E	Y	<b>\$433.00</b>
SC.11	Casual Hire	Per day Plus Fee SC.12	\$170.00	E	Y	<b>\$175.00</b>
<b>CALL OUT FEES</b>						
SC.12	After hours call out fee for failing to secure buildings or turn off lights		\$163.00	E	Y	<b>\$170.00</b>
<b>FLOODLIGHTING/ELECTRICITY CHARGES</b>						
SC.13	Casual hire	Per hour	\$53.00	E	Y	<b>\$56.00</b>
SC.13.1	1 night	Per week, Per season	\$293.00	E	Y	<b>\$310.00</b>
SC.13.2	2 nights	Per week, Per season	\$575.00	E	Y	<b>\$604.00</b>
SC.13.3	3 nights	Per week, Per season	\$657.00	E	Y	<b>\$690.00</b>
SC.13.4	4 nights	Per week, Per season	\$881.00	E	Y	<b>\$930.00</b>
SC.13.5	5 nights	Per week, Per season	\$1,095.00	E	Y	<b>\$1,150.00</b>
SC.13.6	6 nights	Per week, Per season	\$1,357.00	E	Y	<b>\$1,425.00</b>
SC.13.7	7 nights	Per week, Per season	\$1,564.00	E	Y	<b>\$1,645.00</b>
<b>KEYS</b>						
SC.14	Refundable key deposit	Per key	\$25.00	E	X	<b>\$25.00</b>
SC.15	Replacement keys		\$25.00	E	Y	<b>\$25.00</b>
<p><b>Each user is required to pay \$25 per key per season. The deposit will be refunded upon the return of the key at the completion of the season</b></p> <p><b>To assist in the ground and facility security, every effort will be made to limit the number of keys issued to each ground user. Users are required to return keys at the end of each season</b></p> <p><b>Additional or replacement keys, over and above the original key, will only be granted upon written application from the club, justifying why the key is required</b></p> <p><b>Associations using various fields must arrange for access to grounds through the home team of each particular ground</b></p>						
<b>SECURITY/CLEANING BOND/ADMINISTRATION FEE</b>						
<b>SC.16</b>	<b>Casual bookings refundable security deposit</b>					
SC.16.1	Small Events		\$275.00	E	X	<b>\$296.00</b>
SC.16.2	Large Events		\$1,131.00	E	X	<b>\$1,220.00</b>

Index	Fee Description	Conditions	2022/23 Fees (GST Incl)	Pricing Policy	GST	2023/24 Fees (GST Incl)
SC.17	Casual Administration fee		\$170.00	E	Y	\$170.00
<b>TENNIS AND NETBALL COURT HIRE</b>						
<b>SC.18</b>	<b>North Richmond Tennis Courts</b>					
<b>SC.18.1</b>	<b>Permanent Bookings</b>					
SC.18.2	Per night hour		\$21.50	E	Y	\$23.00
SC.18.3	Per day hour		\$13.00	E	Y	\$13.80
<b>SC.18.4</b>	<b>Casual Bookings</b>					
SC.18.5	Per night hour		\$105.50	E	Y	\$30.00
SC.18.6	Per day hour		\$40.55	E	Y	\$20.00
<b>SCHOOL HIRERS</b>						
SC.19	Primary School	Per field, Per school year	\$465.00	E	Y	\$493.00
SC.20	High School	Per field, Per school year	\$687.00	E	Y	\$730.00
SC.21	Tennis Courts	Per court, Per school year	\$158.00	E	Y	\$168.00
SC.22	Netball Courts	Per court, Per school year	\$158.00	E	Y	\$168.00
SC.23	Primary School Sports Association (P.S.S.A.)	Per competitor, Per sport	\$3.90	E	Y	\$4.00
SC.24	School carnival and/or school event hire - Primary School	Per day	\$182.00	E	Y	\$193.00
SC.25	School carnival and/or school event hire - High School	Per day	\$242.00	E	Y	\$257.00
<b>EVENT BIN HIRE</b>						
SC.26	Supply, Hire and Emptying of Bins	Per bin, Per day	\$27.00	E	Y	\$29.00
<b>COMMERCIAL ORGANISATIONS - HIRE FEES</b>						
SC.27	Commercial hire fees for organisations	Charged at the above rates Plus 25% commercial levy	POA	E	Y	POA
<b>WET WEATHER TRAINING FACILITY</b>						
SC.28	Large area - day hire (no floodlighting)	Per hour	\$41.00	E	Y	\$44.00
SC.29	Small area - day hire (no floodlighting)	Per hour	\$20.50	E	Y	\$22.00
SC.30	Large area - night hire with floodlighting	Per hour	\$102.50	E	Y	\$110.00
SC.31	Small area - night hire with floodlighting	Per hour	\$51.50	E	Y	\$55.00
<b>CITY SERVICES - MCMAHONS PARK</b>						
<b>PLAYER FEE</b>						
MP.1	Registered Player Fee	Per player	\$7.40	E	Y	\$7.85
<b>GROUND AND FACILITY FEES</b>						
<b>MP.2</b>	<b>Basic Ground booking fee</b>					
MP.2.1	Sports Oval per discipline season		\$822.00	E	Y	\$835.00
MP.2.2	Community Groups - per discipline season	Community groups, personal trainers, fitness groups etc Season is considered to be 6 months Does not include hire of lights	\$315.00	E	Y	\$326.00



Index	Fee Description	Conditions	2022/23 Fees (GST Incl)	Pricing Policy	GST	2023/24 Fees (GST Incl)
<b>MP.3</b>	<b>Casual Ground Hire</b>					
MP.3.1	Full day		\$222.00	E	Y	<b>\$226.00</b>
<b>MP.4</b>	<b>Canteen Hire</b>					
MP.4.1	Per Discipline/Season		\$297.00	E	Y	<b>\$307.00</b>
MP.4.2	Per day		\$170.00	E	Y	<b>\$175.00</b>
<b>FLOODLIGHTING/ELECTRICITY CHARGES</b>						
MP.5	Casual hire	Per hour	\$53.00	E	Y	<b>\$56.00</b>
MP.6	1 night	Per week, per season	\$293.00	E	Y	<b>\$310.00</b>
MP.7	2 nights	Per week, per season	\$575.00	E	Y	<b>\$604.00</b>
MP.8	3 nights	Per week, per season	\$657.00	E	Y	<b>\$690.00</b>
MP.9	4 nights	Per week, per season	\$881.00	E	Y	<b>\$930.00</b>
MP.10	5 nights	Per week, per season	\$1,095.00	E	Y	<b>\$1,150.00</b>
<b>KEYS</b>						
MP.11	Refundable deposit	Per key	\$50.00	E	X	<b>\$50.00</b>
<b>CALL OUTS</b>						
MP.12	Failing to switch off floodlighting		\$163.00	E	Y	<b>\$170.00</b>
MP.13	Failing to secure Canteen/Hall building		\$163.00	E	Y	<b>\$170.00</b>
<b>SECURITY/CLEANING BOND</b>						
<b>MP.14</b>	<b>Casual Bookings refundable security deposit</b>	<b>Minimum charge</b>				
MP.14.1	Small Events		\$275.00	E	X	<b>\$296.00</b>
MP.14.2	Large Events		\$1,131.00	E	X	<b>\$1,220.00</b>
<b>SCHOOL ATHLETICS CARNIVALS</b>						
MP.15	Ground hire	Includes limited range of sporting equipment. Must be returned in the same condition	\$146.00	E	Y	<b>\$151.00</b>
MP.16	Canteen/Hall hire		\$77.00	E	Y	<b>\$80.00</b>
MP.17	Ground marking		\$93.00	E	Y	<b>\$96.00</b>
<b>CITY SERVICES - HAWKESBURY OASIS AQUATIC AND FITNESS CENTRE</b>						
<b>AQUATICS</b>						
<b>LC.1</b>	<b>General</b>					
LC.1.1	Adult		\$6.50	E	Y	<b>\$6.70</b>
LC.1.2	Child		\$4.70	E	Y	<b>\$4.90</b>
LC.1.3	Concession		\$4.70	E	Y	<b>\$4.90</b>
LC.1.4	Family		\$20.00	E	Y	<b>\$21.00</b>
LC.1.5	Spectators		\$2.40	E	Y	<b>\$2.50</b>
<b>LC.2</b>	<b>Vouchers</b>	<b>10 visit passes</b>				
LC.2.1	Adult		\$56.00	E	Y	<b>\$58.00</b>
LC.2.2	Child		\$40.50	E	Y	<b>\$42.00</b>
LC.2.3	Pensioner		\$40.50	E	Y	<b>\$42.00</b>

Index	Fee Description	Conditions	2022/23 Fees (GST Incl)	Pricing Policy	GST	2023/24 Fees (GST Incl)
<b>LC.3</b>	<b>Spa, Sauna, Steamroom</b>	<b>Including swim</b>				
LC.3.1	Casual		\$10.40	E	Y	<b>\$10.80</b>
LC.3.2	Concession		\$7.00	E	Y	<b>\$7.30</b>
LC.3.3	After activity spa		\$8.90	E	Y	<b>\$9.20</b>
<b>LC.4</b>	<b>10 visit spa</b>					
LC.4.1	Casual		\$90.20	E	Y	<b>\$93.00</b>
LC.4.2	Concession		\$62.30	E	Y	<b>\$64.00</b>
LC.5	Birthday parties	Rate per catered person, Plus Fee LC.7	\$30.50	E	Y	<b>\$32.00</b>
LC.6	Birthday parties - Non-catered person	Rate per non-catered person, Plus Fee LC.7	\$20.40	E	Y	<b>\$21.00</b>
LC.7	Birthday parties where number of children exceeds 14	Flat rate	\$76.30	E	Y	<b>\$80.00</b>
LC.8	Fun Days	Range from \$6.50 - \$10.00, based on type of activity	POA	E	Y	<b>POA</b>
<b>LC.9</b>	<b>Aquatic Facility Hire</b>					
<b>LC.9.1</b>	<b>Carnivals</b>					
LC.9.2	Pool hire - 50 metre pool	Per hour	\$49.00	E	Y	<b>\$51.00</b>
LC.9.3	Pool hire - 25 metre pool	Per hour	\$42.50	E	Y	<b>\$44.00</b>
LC.9.4	Student		\$4.30	E	Y	<b>\$4.50</b>
LC.9.5	Lifeguard Hire	Per Lifeguard	\$105.00	E	Y	<b>\$110.00</b>
LC.9.6	Hire of Portaloos	Per Carnival or School Group Subject to availability	\$250.00	E	Y	<b>\$260.00</b>
<b>LC.9.7</b>	<b>Facilities</b>					
LC.9.8	Inflatable	Per 30 minutes Minimum 1 hour booking	\$62.30	E	Y	<b>\$65.00</b>
LC.9.9	Water Slide	Per 30 minutes Minimum 1 hour booking	\$41.50	E	Y	<b>\$43.00</b>
LC.9.10	Lagoon	Per hour	\$36.30	E	Y	<b>\$38.00</b>
LC.9.11	Crèche Hire	Per hour	\$67.50	E	Y	<b>\$70.00</b>
LC.9.12	Aerobics room hire	Per hour	\$67.50	E	Y	<b>\$70.00</b>
<b>LC.9.13</b>	<b>Lane Hire</b>					
LC.9.14	Lane hire 25m	Per hour	\$42.40	E	Y	<b>\$44.00</b>
LC.9.15	Lane hire 50m	Per hour	\$49.00	E	Y	<b>\$51.00</b>
<b>LC.10</b>	<b>Learn to Swim Lessons</b>	<b>Personal Aquatic Survival Skills</b>				
LC.10.1	Infants		\$18.50	E	F	<b>\$19.50</b>
LC.10.2	Pre School and School Age		\$18.50	E	F	<b>\$19.50</b>
LC.10.3	Private Swimming Lesson	30 minutes	\$52.00	E	F	<b>\$55.00</b>
LC.10.4	School lesson Swim		\$8.40	E	F	<b>\$8.70</b>
LC.10.5	Holiday Program	5 lessons a week	\$83.00	E	F	<b>\$86.00</b>
LC.10.6	Swimability	Private one on one lesson Per lesson	\$22.00	E	F	<b>\$23.00</b>
<b>LC.11</b>	<b>Squad</b>	<b>Including Swimwest squad participants Swimwest to provide coaching</b>				
LC.11.1	Gold/Silver PLUS Squad Swim Pass	3 monthly pass	\$390.00	E	Y	<b>\$405.00</b>
LC.11.2	Gold/Silver PLUS Squad Swim Pass	Per fortnight, by direct debit	\$57.00	E	Y	<b>\$59.00</b>

Index	Fee Description	Conditions	2022/23 Fees (GST Incl)	Pricing Policy	GST	2023/24 Fees (GST Incl)
LC.11.3	Bronze Squad Swim Pass	3 monthly pass	\$400.00	E	Y	<b>\$270.00</b>
LC.11.4	Bronze Squad Swim Pass	Per fortnight, by direct debit	\$43.50	E	Y	<b>\$45.00</b>
LC.11.5	Mini Squad Swim Pass	3 monthly pass	\$255.00	E	Y	<b>\$235.00</b>
LC.11.6	Mini Squad Swim Pass	Per fortnight, by direct debit	\$37.40	E	Y	<b>\$39.00</b>
LC.11.7	Casual Squads		\$16.60	E	Y	<b>\$17.50</b>
LC.11.8	Silver Squad ONLY Swim Pass	3 monthly pass	\$340.00	E	Y	<b>\$355.00</b>
LC.11.9	Silver Squad ONLY Swim Pass	Per fortnight, by direct debit	\$50.90	E	Y	<b>\$53.00</b>
<b>LC.12</b>	<b>Pool Membership</b>	<b>Includes spa and sauna</b>				
LC.12.1	12 Months	Single upfront membership	\$600.00	E	Y	<b>\$620.00</b>
LC.12.2	Single	Per fortnight, by direct debit	\$27.00	E	Y	<b>\$28.00</b>
<b>LC.13</b>	<b>Water Polo</b>					
LC.13.1	Water Polo Registration	Per season	\$86.50	E	Y	<b>\$89.50</b>
LC.13.2	Water Polo Game Fee	Weekly game/entry fee	\$4.70	E	Y	<b>\$4.90</b>
LC.13.3	Flipper Ball Registration	Per season	\$57.00	E	Y	<b>\$59.00</b>
<b>HEALTH AND FITNESS MEMBERSHIP</b>						
<b>LC.14</b>	<b>Membership</b>					
LC.14.1	12 months - New		\$1,035.00	E	Y	<b>\$1,070.00</b>
LC.14.2	12 months Renewal	Paid in full	\$910.00	E	Y	<b>\$940.00</b>
LC.14.3	12 months - Off Peak		\$780.00	E	Y	<b>\$805.00</b>
LC.14.4	Student Membership	Per fortnight, by direct debit Student verification required eg. Student Card	\$33.00	E	Y	<b>\$34.00</b>
LC.14.5	Easy pay - 12 month minimum term	Per fortnight, by direct debit	\$36.40	E	Y	<b>\$38.00</b>
LC.14.6	Easy pay - Peak	Per fortnight, by direct debit	\$43.20	E	Y	<b>\$45.00</b>
LC.14.7	Easy Pay - Off Peak	Per fortnight, by direct debit	\$33.00	E	Y	<b>\$35.00</b>
LC.14.8	PrYme Adults - per fortnight		\$27.00	E	Y	<b>\$28.00</b>
LC.14.9	PrYme Adults - per 6 months		\$305.00	E	Y	<b>\$315.00</b>
LC.14.10	PrYme - Casual		\$7.70	E	Y	<b>\$8.00</b>
LC.14.11	Joining Fee		\$85.00	E	Y	<b>\$90.00</b>
LC.14.12	Rehabilitation - 3 months		\$425.00	E	Y	<b>\$450.00</b>
LC.14.13	Corporate membership		\$785.00	E	Y	<b>\$815.00</b>
LC.14.14	Corporate membership (fortnight by direct debit)		\$33.00	E	Y	<b>\$34.00</b>
LC.14.15	Aqua-aerobics		\$12.40	E	Y	<b>\$13.00</b>
LC.14.16	Teen Gym Membership	Per fortnight	\$26.00	E	Y	<b>\$27.00</b>
LC.14.17	Personal training - Per Hour		\$73.00	E	Y	<b>\$75.00</b>
LC.14.18	Personal training - Per Hour (direct debit)		\$67.00	E	Y	<b>\$69.00</b>
LC.14.19	Personal Training - Groups	Group of 2 people - \$80 per hour Group of 3 people - \$90 per hour		E	Y	<b>POA</b>
LC.14.20	Personal training - 10 visit pack	Hourly sessions	\$610.00	E	Y	<b>\$630.00</b>
LC.14.21	PT Starter Pack	3 one hour sessions First time users only	\$193.00	E	Y	<b>\$200.00</b>
LC.14.22	Body Composition Scan		\$40.00	E	Y	<b>\$40.00</b>

Index	Fee Description	Conditions	2022/23 Fees (GST Incl)	Pricing Policy	GST	2023/24 Fees (GST Incl)
<b>LC.15</b>	<b>Casual</b>					
LC.15.1	Casual gym	Includes swim	\$20.50	E	Y	<b>\$21.50</b>
LC.15.2	Casual aerobics	Includes swim	\$20.50	E	Y	<b>\$21.50</b>
LC.15.3	Boot Camp	6 Weeks, 3 hourly sessions per week	\$163.00	E	Y	<b>\$168.00</b>
LC.15.4	Casual Kids Boot Camp	Hourly session Children aged between 5 and 11 years	\$10.70	E	Y	<b>\$12.00</b>
<b>LC.16</b>	<b>Crèche</b>					
LC.16.1	Crèche (member)	Per hour	\$3.10	E	Y	<b>\$3.20</b>
LC.16.2	Crèche (non member)	Per hour	\$5.10	E	Y	<b>\$5.20</b>
LC.16.3	Multi-Visit Pass	20 visits	\$51.00	E	Y	<b>\$53.00</b>
<b>WASTEWATER OPERATIONS</b>						
<b>COUNCIL SEWER CATCHMENTS AREA CHARGES</b>						
<b>WW.1</b>	<b>Developers Charges S.64</b>					
<b>WW.1.1</b>	<b>Residential</b>					
WW.1.2	Contribution for Pump Station carrier main and amplification of reticulation system	\$5,276.11 per lot Or as per adopted S64 Plan, indexed accordingly	POA	F	X	<b>POA</b>
WW.1.3	Contribution for treatment works	\$5,276.11 per lot Or as per adopted S64 Plan, indexed accordingly	POA	F	X	<b>POA</b>
<b>WW.1.4</b>	<b>Industrial</b>					
WW.1.5	Mulgrave	\$112,697.75 per gross hectare Or as per Adopted S64 Plan, indexed accordingly	POA	F	X	<b>POA</b>
WW.1.6	Fairey Road	\$112,697.75 per gross hectare Or as per Adopted S64 Plan, indexed accordingly	POA	F	X	<b>POA</b>
WW.1.7	Properties in serviced areas not previously subject to contribution	\$112,697.75 per gross hectare Or as per Adopted S64 Plan, indexed accordingly	POA	F	X	<b>POA</b>
WW.1.8	Additional lots created on other services areas	\$288.13 per gross hectare Or as per Adopted S64 Plan, indexed accordingly	POA	F	X	<b>POA</b>
WW.1.9	Commercial (floor area)	\$11.27 per square metre for additional development Or as per Adopted S64 Plan, indexed accordingly	POA	F	X	<b>POA</b>
<b>WW.1.10</b>	<b>Residential Flat Buildings</b>	<b>Strata and Torrens</b>				
WW.1.11	1 Bedroom	No charge for first residential flat \$5,099.72 per additional flat Or as per Adopted S64 Plan, indexed accordingly, one third of (Fee WM.1.2 plus Fee WM.1.3)	POA	F	X	<b>POA</b>
WW.1.12	2 Bedroom	No charge for first residential flat \$6,522.20 per additional flat Or as per Adopted S64 Plan, indexed accordingly, two thirds of (Fee WM.1.2 plus Fee WM.1.3)	POA	F	X	<b>POA</b>
WW.1.13	3 Bedroom	No charge for first residential flat \$7,365.07 per additional flat Or as per Adopted S64 Plan, indexed accordingly	POA	F	X	<b>POA</b>
WW.1.14	Duplex/Villas (Strata/Torrens Title)	\$9,917.98 per duplex/villa Or as per Adopted S64 Plan, indexed accordingly	POA	F	X	<b>POA</b>

Index	Fee Description	Conditions	2022/23 Fees (GST Incl)	Pricing Policy	GST	2023/24 Fees (GST Incl)
<b>WW.1.15</b>	<b>Section 305 Applications – Examination of Plans and Specifications including inspections</b>	<b>Pursuant to Section 307 Compliance Certificate</b>				
WW.1.16	Lodgement of Section 305 application		\$146.17	F	X	<b>\$166.65</b>
WW.1.17	Minor or Major Works (Section 306 application)	Minimum Charge \$499.90 (includes up to two hours assessment time and one inspection) Plus Fee WM.1.20 for each additional hour; Or Fee WM.1.19, whichever is greater	POA	F	X	<b>POA</b>
WW.1.18	Per linear metre	\$3.24 per linear metre Or Fee WM.1.17, whichever is greater	POA	F	X	<b>POA</b>
WW.1.19	Additional junctions on same application		\$96.29	F	X	<b>\$109.77</b>
WW.1.20	Special Inspection or per hour assessment		\$157.69	F	X	<b>\$179.77</b>
<b>S64 PITT TOWN DEVELOPMENT AREA – SEWERAGE INFRASTRUCTURE</b>						
WW.2	Pump station T – Pitt Town	Per additional allotment as per Adopted S64 Plan, indexed accordingly	POA	F	X	<b>POA</b>
WW.3	Rising Main T – Pitt Town to McGraths Hill	Per additional allotment as per Adopted S64 Plan, indexed accordingly	POA	F	X	<b>POA</b>
WW.4	Fernadell carrier – Pitt Town	Per additional allotment as per Adopted S64 Plan, indexed accordingly	POA	F	X	<b>POA</b>
WW.5	Blighton carrier (option 1) – Pitt Town	Per additional allotment as per Adopted S64 Plan, indexed accordingly	POA	F	X	<b>POA</b>
WW.6	Storage at T – Pitt Town	Per additional allotment as per Adopted S64 Plan, indexed accordingly	POA	F	X	<b>POA</b>
WW.7	Pump Station C – Windsor	Per additional allotment as per Adopted S64 Plan, indexed accordingly	POA	F	X	<b>POA</b>
WW.8	Rising Main C – Windsor to South Windsor	Per additional allotment as per Adopted S64 Plan, indexed accordingly	POA	F	X	<b>POA</b>
WW.9	Storage at Pump Station C – Windsor	Per additional allotment as per Adopted S64 Plan, indexed accordingly	POA	F	X	<b>POA</b>
WW.10	Easements for rising main from Pump Station C to South Windsor	Per additional allotment as per Adopted S64 Plan, indexed accordingly	POA	F	X	<b>POA</b>
WW.11	Replacement of rising main J	Per additional allotment as per Adopted S64 Plan, indexed accordingly	POA	F	X	<b>POA</b>
WW.12	Upgrade to South Windsor STP inlet	Per additional allotment as per Adopted S64 Plan, indexed accordingly	POA	F	X	<b>POA</b>
WW.13	Land dedication for Pump Station T at Pitt Town	Per additional allotment as per Adopted S64 Plan, indexed accordingly	POA	F	X	<b>POA</b>
<b>TRADE WASTE DISPOSAL IN COUNCIL'S SEWERS</b>						
<b>WW.14</b>	<b>Volume discharge, conveyance and treatment</b>	<b>Changes applied in accordance with Adopted Trade Waste Policy</b>				
WW.14.1	Trade Waste Volume Charge – Category 5	Per kilolitre	\$3.52	F	X	<b>\$4.32</b>
<b>WW.15</b>	<b>Treatment charge only</b>					
WW.15.1	Correctional Facility, etc.	Per kilolitre	\$1.76	F	X	<b>\$3.46</b>



Index	Fee Description	Conditions	2022/23 Fees (GST Incl)	Pricing Policy	GST	2023/24 Fees (GST Incl)
<b>WW.16</b>	<b>Mass loading</b>	<b>Charges are applicable to all Category 2 – 5 Dischargers</b>				
<b>WW.16.1 Biochemical Oxygen Demand (BOD)</b>						
WW.16.2	Biochemical Oxygen Demand – up to 300mg/L		\$3.90	N	X	<b>FREE</b>
WW.16.3	Biochemical Oxygen Demand – over 300mg/L	Per kilogram	\$7.85	F	X	<b>\$0.95</b>
<b>WW.16.4 Suspended solids</b>						
WW.16.5	Suspended solids – up to 300mg/L		\$3.39	N	X	<b>Free</b>
WW.16.6	Suspended solids – over 300mg/L	Per kilogram	\$6.79	F	X	<b>\$1.22</b>
<b>WW.16.7 Total grease and oil (G and O)</b>						
WW.16.8	Total grease and oil (G & O) – up to 50mg/L		\$4.77	N	X	<b>Free</b>
WW.16.9	Total grease and oil (G & O) – over 50mg/L	Per kilogram	\$9.54	F	X	<b>\$1.72</b>
<b>WW.16.10 Total Dissolved Solids (TDS)</b>						
WW.16.11	Total Dissolved Solids (TDS) – up to 550mg per litre		Free	N	X	<b>Free</b>
WW.16.12	Total Dissolved Solids (TDS) – 551mg to 850mg per litre	Per kilogram	Free	F	X	<b>\$0.28</b>
WW.16.13	Total Dissolved Solids (TDS) – >850mg per litre	Per kilogram	Free	F	X	<b>\$0.28</b>
WW.16.14	<b>Charging rate for pH if outside the approved range</b> pH Coefficient (k) = \$0.54	$K \times  \text{actual pH} - \text{approved pH}  \times 2 \times \text{actual pH} - \text{approved pH} $	POA	F	X	<b>POA</b>
<b>WW.16.15 Ammonia (as Nitrogen)</b>						
WW.16.16	Ammonia (as Nitrogen) – up to 35 mg/L			F	X	<b>FREE</b>
WW.16.17	Ammonia (as Nitrogen) – over 35 mg/L	Per kilogram		F	X	<b>\$2.78</b>
<b>WW.16.18 Total Kjeldahl Nitrogen (TKN)</b>						
WW.16.19	Total Kjeldahl Nitrogen (TKN) – up to 50 mg/L			F	X	<b>FREE</b>
WW.16.20	Total Kjeldahl Nitrogen (TKN) – over 50 mg/L	Per kilogram		F	X	<b>\$0.95</b>
WW.16.21	Cadmium	Per kilogram		F	X	<b>\$31.06</b>
WW.16.22	Chromium	Per kilogram		F	X	<b>\$31.06</b>
WW.16.23	Copper	Per kilogram		F	X	<b>\$19.08</b>
WW.16.24	Cyanide	Per kilogram		F	X	<b>\$94.30</b>
WW.16.25	Flouride	Per kilogram		F	X	<b>\$4.77</b>
WW.16.26	Lead	Per kilogram		F	X	<b>\$46.59</b>
WW.16.27	Methylene blue active substances (MBAS)	Per kilogram		F	X	<b>\$0.95</b>
WW.16.28	Nickel	Per kilogram		F	X	<b>\$31.06</b>
WW.16.29	Petroleum hydrocarbons	Per kilogram		F	X	<b>\$3.16</b>
WW.16.30	Phosphorous (Total P) – up to 10 mg/L			F	X	<b>FREE</b>
WW.16.31	Phosphorous (Total P) – over 10 mg/L	Per kilogram		F	X	<b>\$1.94</b>
WW.16.32	Sulphate (SO4) – up to 50 mg/L			F	X	<b>FREE</b>
WW.16.33	Sulphate (SO4) – over 50 mg/L	Per kilogram		F	X	<b>\$0.44</b>
WW.16.34	Zinc	Per kilogram		F	X	<b>\$19.08</b>

Index	Fee Description	Conditions	2022/23 Fees (GST Incl)	Pricing Policy	GST	2023/24 Fees (GST Incl)
<b>WW.16.35 Schedule A Charge Groups (mass)</b>						
WW.16.36	Group 1 - 100% standard	Per kilogram	\$4.43	F	X	<b>\$5.05</b>
WW.16.37	Group 1 - Over 100%	Per kilogram	\$8.87	F	X	<b>\$10.11</b>
WW.16.38	Group 2 - 100% standard	Per kilogram	\$89.42	F	X	<b>\$101.94</b>
WW.16.39	Group 2 - Over 100%	Per kilogram	\$178.81	F	X	<b>\$203.84</b>
WW.16.40	Group 3 - 100% standard	Per kilogram	\$223.84	F	X	<b>\$255.18</b>
WW.16.41	Group 3 - Over 100%	Per kilogram	\$447.69	F	X	<b>\$510.37</b>
WW.16.42	Group 4 - 100% standard	Per kilogram	\$447.69	F	X	<b>\$510.37</b>
WW.16.43	Group 4 - Over 100%	Per kilogram	\$895.54	F	X	<b>\$1,020.92</b>
<b>WW.17 Chemical analysis</b>						
WW.17.1	Reimbursement to Council	Sample analysis	POA	F	X	<b>POA</b>
WW.17.2	Sampling collection fee		\$131.79	F	X	<b>\$150.24</b>
WW.18	Trade waste application	Includes one inspection	\$304.54	F	X	<b>\$347.18</b>
WW.19	Inspection fee		\$101.61	F	X	<b>\$115.84</b>
WW.20	Trade Waste Permission Renewal		\$76.64	F	X	<b>\$87.37</b>
WW.21	Trade Waste Formal Agreement Preparation		\$405.09	F	X	<b>\$461.80</b>
WW.22	Additional capacity for commercial customers	As per Trade Waste Agreement (Sum of Fee WM.1.2 and Fee WM.1.3)	POA	F	X	<b>POA</b>
<b>SEWERAGE</b>						
WW.23	Junction Sheets		\$21.57	F	X	<b>\$24.59</b>
<b>SALES</b>						
WW.24	Hay bales	Prices variable - dependent on quality	POA	R	Y	<b>POA</b>
WW.25	Sale of Tender documents (printing, paper, expertise, overheads)		POA	F	Y	<b>POA</b>
<b>NON-POTABLE WATER SALES</b>						
<b>WW.26</b>	<b>Sale of Recycled Water</b>	<b>Based on average daily consumption for each month</b>				
WW.26.1	0 to 150 kilolitres per day	Per kilolitre Or 50% of price charged per kilolitre of supply, whichever is less	\$0.10	P	F	<b>\$0.11</b>
WW.26.2	151 to 300 kilolitres per day	Per kilolitre Or 50% of price charged per kilolitre of supply, whichever is less	\$0.07	P	F	<b>\$0.08</b>
WW.26.3	301 to 500 kilolitres per day	Per kilolitre Or 50% of price charged per kilolitre of supply, whichever is less	\$0.03	P	F	<b>\$0.03</b>
WW.26.4	>500 kilolitres per day	Per kilolitre Or 50% of price charged per kilolitre of supply, whichever is less	\$0.01	P	F	<b>\$0.01</b>
<b>RESOURCE RECOVERY</b>						
<b>WASTE MANAGEMENT FACILITY</b>						
<b>RR.1</b>	<b>Waste Disposal Tipping Fees</b>					
RR.1.1	Recycling Centre Materials	Kerbside type materials	Free	N		<b>Free</b>
RR.1.2	Metal items	Excluding car bodies and gas bottles/tanks	Free	N		<b>Free</b>

Index	Fee Description	Conditions	2022/23 Fees (GST Incl)	Pricing Policy	GST	2023/24 Fees (GST Incl)
RR.1.3	Televisions and Computers	Per Item Product Stewardship Scheme items only	Free	P		<b>Free</b>
RR.1.4	White Goods containing mostly metal	Excluding fridges, freezers and air conditioners	POA	N	Y	<b>POA</b>
RR.1.5	Fridges, freezers and air conditioners	\$30 per item where fridge, freezer or air conditioner requires degassing prior to disposal, otherwise cost is free		N	Y	<b>POA</b>
<b>RR.1.6</b>	<b>Mattresses</b>					
RR.1.7	Mattresses - any size		\$36.00	F	Y	<b>\$40.00</b>
<b>RR.1.8</b>	<b>Tyres</b>					
RR.1.9	Tyres - Tyres on Rim/de-rimmed	No heavy vehicle	\$13.00	F	Y	<b>\$16.00</b>
RR.1.10	Truck		\$18.00	F	Y	<b>\$20.00</b>
RR.1.11	Super Single		\$51.00	F	Y	<b>\$55.00</b>
RR.1.12	Tractor/Earthmoving/Grader - Small up to 1m high		\$126.00	F	Y	<b>\$130.00</b>
RR.1.13	Tractor/Earthmoving/Grader - Large 1m to 1.5m high		\$236.00	F	Y	<b>\$250.00</b>
RR.1.14	Tractor/Earthmoving/Grader - Extra Large greater than 1.5m high		\$564.00	F	Y	<b>\$585.00</b>
<b>RR.1.15</b>	<b>Mixed loads containing NO recyclable materials</b>					
RR.1.16	Waste loads less than or equal to 20 kg		\$22.00	F	Y	<b>\$28.00</b>
RR.1.17	Residential waste loads more than 20 kg (tonnage rate per tonne)	Per tonne (pro rata) Plus Fee RR.1.16	\$333.00	P	Y	<b>\$370.00</b>
<b>RR.1.18</b>	<b>Commercial waste loads more than 20 kg (tonnage rate per tonne)</b>	Per tonne (pro rata) Plus Fee RR.1.16		P	Y	<b>\$400.00</b>
<b>RR.1.19</b>	<b>Mixed loads containing recyclable materials/Difficult to handle or special waste</b>					
RR.1.20	Mixed loads with recyclables / Waste requiring separate/supervised burial, including security burials and commercial animals - Waste loads up to 20 kg	Minimum charge	\$87.00	F	Y	<b>\$200.00</b>
RR.1.21	Mixed loads with recyclables / Waste requiring separate/supervised burial, including security burials and commercial animals - Waste loads more than 20 kg	Per tonne (pro rata) Plus Fee RR.1.19	\$542.00	F	Y	<b>\$800.00</b>
<b>RR.1.22</b>	<b>Load containing Expanded Plastic</b>					
RR.1.23	Load containing Expanded plastic (e.g. polystyrene) and Synthetic Mineral fibre (eg. insulation) - Domestic loads only - when load has > 25% by volume of polystyrene	Per tonne (pro rata) Plus Fee RR.1.19	\$659.00	F	Y	<b>\$1,600.00</b>
RR.1.24	Separated Expanded Polystyrene (domestic loads only)	Per tonne (pro rata) Plus Fee RR.1.16		F	Y	<b>\$1,000.00</b>
<b>RR.1.25</b>	<b>Animals - Non commercial</b>					
RR.1.26	Small animals - up to 50kg	Minimum charge	\$43.00	F	Y	<b>\$45.00</b>
RR.1.27	Large animals - more than 50kg	Per tonne (pro rata) Plus Fee RR.1.25	\$402.00	F	Y	<b>\$420.00</b>
<b>RR.1.28</b>	<b>Building/Construction/Demolition/Renovation/Timber wastes</b>	<b>Separated and deposited to correct locations</b>				
RR.1.29	Waste loads up to 20 kg	Minimum charge	\$22.00	F	Y	<b>\$28.00</b>
RR.1.30	Waste loads more than 20kg (tonnage rate per tonne)	Per tonne (pro rata) Plus Fee RR.1.28	\$563.00	F	Y	<b>\$580.00</b>

Index	Fee Description	Conditions	2022/23 Fees (GST Incl)	Pricing Policy	GST	2023/24 Fees (GST Incl)
RR.1.31	Separated bricks, concrete, terracotta pipes and tiles up to 100kg	Minimum charge (Delivered as separate loads only)	\$46.00	F	Y	<b>\$55.00</b>
RR.1.32	Separated bricks, concrete, terracotta pipes and tiles	Per tonne (pro rata) Plus Fee RR.1.28 (Delivered as separate loads only)	\$217.00	F	Y	<b>\$220.00</b>
<b>RR.1.33</b>	<b>Vegetation</b>					
RR.1.34	Separated 100% vegetation loads free of any contamination	(Excludes palm trees and fronds, bamboo, weeds, root ball and stumps and other non-mulchable garden organics which are charged as per Fee RR.1.17) Per tonne (pro rata) Minimum charge \$10.00	\$217.00	F	Y	<b>\$220.00</b>
<b>RR.1.35</b>	<b>Miscellaneous</b>					
RR.1.36	Reloading fee	For any misrepresented or unacceptable loads that require reloading for removal from the site	\$214.00	F	Y	<b>\$220.00</b>
RR.1.37	Boom gate damage fee	Chargeable when boomgate is damaged by vehicles	\$361.00	F	Y	<b>\$380.00</b>
RR.1.38	Plastic containers	Per item for used motor oil containers	\$1.00	F	Y	<b>\$2.00</b>
RR.1.39	Cardboard from commercial premises	Minimum charge		P	Y	<b>\$10.00</b>
RR.1.40	Cardboard from commercial premises	Per tonne Plus Fee RR.1.39		P	Y	<b>\$100.00</b>
RR.1.41	Holding fee for vehicles	Per day or part thereof		P	Y	<b>\$30.00</b>
<b>All above prices that include the Section 88 Waste Levy will be reduced by the Levy amount, where exemption from the Levy has been granted by the Department of Environment and Climate Change</b>						
<b>SALE OF WASTE BINS</b>						
<b>RR.2</b>	<b>Waste Bins</b>					
RR.2.1	120/140L size		\$74.45	R	X	<b>\$90.00</b>
RR.2.2	240L size		\$109.15	R	X	<b>\$112.95</b>
RR.2.3	Second hand 240L		\$49.65	R	X	<b>\$51.40</b>
RR.2.4	Recycle bins		\$105.90	R	X	<b>\$112.95</b>
RR.2.5	Educational stickers for Waste and Recycling Bins		\$7.25	R	Y	<b>\$7.50</b>
<b>PROPERTY AND STRATEGY</b>						
<b>GENERAL</b>						
<b>PS.1</b>	<b>Photocopies</b>					
PS.1.1	Black and white – A4	Per copy	\$0.96	F	Y	<b>\$0.99</b>
PS.1.2	Black and white – A3	Per copy	\$1.92	F	Y	<b>\$1.99</b>
PS.2	Courier Fees		POA	F	Y	<b>POA</b>
<b>PS.3</b>	<b>Road Closure Application Fee</b>					
PS.3.1	Road vesting in Council		\$1,254.75	F	Y	<b>\$1,298.65</b>
PS.3.2	Unformed Council Public Road		\$2,100.05	F	Y	<b>\$2,173.55</b>
PS.4	Sale of Council Land – Road – Bond	Costs recovery for legal, survey and valuation fees incurred for the sale. Where applicable, the balance of the bond is refundable	\$7,443.05	F	X	<b>\$7,703.55</b>

Index	Fee Description	Conditions	2022/23 Fees (GST Incl)	Pricing Policy	GST	2023/24 Fees (GST Incl)
PS.5	Request to transfer a Crown Road to Council		\$170.15	P	X	<b>\$176.10</b>
<b>PS.6</b>	<b>Leasing of Roads</b>					
PS.6.1	Application for Lease – Road		\$1,143.05	F	X	<b>\$1,183.05</b>
PS.6.2	Lease of Road – Bond		\$3,604.60	F	X	<b>\$3,730.75</b>
<b>PS.7</b>	<b>Easement over Council Property</b>					
PS.7.1	Administration Fee		\$972.95	F	Y	<b>\$1,007.00</b>
PS.7.2	Bond	Costs recovery for legal, survey and valuation fees incurred for the easement. Where applicable, the balance of the bond is refundable	\$12,281.90	F	X	<b>\$12,711.75</b>
PS.7.3	Compensation payable to Council	As determined by a Valuation Report conducted by a Certified Practising Valuer	POA	M	Y	<b>POA</b>
<b>PS.7.4</b>	<b>Ground Anchor Placement</b>					
PS.7.5	Application fee for placement of ground anchors on Council Land			M	X	<b>\$1,800.00</b>
PS.7.6	Ground anchor permit	Per anchor		M	X	<b>\$875.00</b>
<b>PS.8</b>	<b>Australian Pioneer Village</b>					
PS.8.1	Filming or use of	To be negotiated with Lessee	POA	E	X	<b>POA</b>
<b>PS.9</b>	<b>Land Classification Certificate</b>					
PS.9.1	Section 54 Local Government Act	On application	\$51.00	M	X	<b>\$52.80</b>
<b>WINDSOR MALL FEES</b>						
<b>Bond amount of \$1,000 is required or as otherwise determined by nominated Council Officer</b>						
<b>PS.10</b>	<b>Banners</b>					
PS.10.1	Application fee		\$112.55	F	X	<b>\$116.50</b>
PS.10.2	Charge for Overdue Banner	One-off payment	\$112.55	F	X	<b>\$116.50</b>
<b>PS.10.3</b>	<b>Busking</b>					
PS.10.4	Adult	On application	Free	N		<b>Free</b>
PS.10.5	Child (under 18 years)	On application	Free	N		<b>Free</b>
<b>PS.10.6</b>	<b>Display and Promotions</b>					
<b>PS.10.7</b>	<b>For Profit Organisations</b>					
PS.10.8	Owners/Shopkeepers in the mall		\$224.95	F	X	<b>\$232.80</b>
PS.10.9	Owners/Shopkeepers in the LGA		\$393.70	F	X	<b>\$407.50</b>
PS.10.10	Owners/Shopkeepers – Other		\$562.45	F	X	<b>\$582.15</b>
<b>PS.10.11</b>	<b>For Non Profit Organisations</b>		<b>Free</b>	<b>N</b>		<b>Free</b>
<b>PS.10.12</b>	<b>Entertainment and Events</b>					
PS.10.13	Application Fee	Including 1 day Plus Fee PS.10.14	\$562.45	F	X	<b>\$582.15</b>
PS.10.14	Fee for each subsequent day		\$562.45	F	X	<b>\$582.15</b>
<b>PS.10.15</b>	<b>Fundraising</b>					
PS.10.16	Application Fee	For Non Profit Organisations	Free	N		<b>Free</b>
<b>PS.10.17</b>	<b>Retail</b>					
PS.10.18	Wagons	By licence and market evaluation	POA	M	Y	<b>POA</b>



Index	Fee Description	Conditions	2022/23 Fees (GST Incl)	Pricing Policy	GST	2023/24 Fees (GST Incl)
<b>PS.10.19</b>	<b>Other</b>					
PS.10.20	Owners/Shopkeepers in the Mall		\$224.95	M	X	<b>\$232.80</b>
PS.10.21	Owners/Shopkeepers in the LGA		\$393.70	M	X	<b>\$407.50</b>
PS.10.22	Owners/Shopkeepers - Other		\$563.05	M	X	<b>\$582.75</b>
<b>PS.10.23</b>	<b>Markets</b>					
<b>PS.10.24</b>	<b>Windsor Mall Markets</b>					
PS.10.25	Application Fee	Plus Fee CG.10.26	POA	F	X	<b>POA</b>
PS.10.26	Charge per stall	Per day	POA	M	Y	<b>POA</b>
<b>PS.10.27</b>	<b>Public Research</b>					
<b>PS.10.28</b>	<b>For Profit including promotions organisations</b>					
PS.10.29	Application Fee		\$51.00	F	X	<b>\$52.80</b>
<b>PS.10.30</b>	<b>For Non Profit organisations</b>					
PS.10.31	Application Fee		Free	N		<b>Free</b>
<b>PS.10.32</b>	<b>Raffles or Lotteries</b>					
<b>PS.10.33</b>	<b>For Profit, including promotions, organisations</b>					
PS.10.34	Application Fee		\$76.60	F	X	<b>\$79.30</b>
<b>PS.10.35</b>	<b>For Non Profit Organisations</b>					
PS.10.36	Application Fee		Free	N		<b>Free</b>
<b>PS.10.37</b>	<b>Windsor Mall Rotunda</b>					
<b>PS.10.38</b>	<b>For Profit, including promotions, organisations</b>					
PS.10.39	Application Fee	Including 1 day Plus Fee CG.10.44	\$143.10	F	X	<b>\$148.10</b>
PS.10.40	Fee for each subsequent day	Per day	\$157.50	F	X	<b>\$163.00</b>
<b>PS.10.41</b>	<b>For Non Profit Organisations</b>					
PS.10.42	Application Fee		Free	N		<b>Free</b>
<b>FOOTPATH USAGE</b>						
<b>PS.11</b>	<b>Outdoor Dining and Footpath Trading</b>					
PS.11.1	Fee on application		\$150.70	F	X	<b>\$156.00</b>
PS.11.2	Approval Variation fee		\$75.35	F	X	<b>\$78.00</b>
<b>PS.11.3</b>	<b>Annual Fee for occupation of footpath</b>	<b>Charge per m2 Per annum</b>				
PS.11.4	Thompson Square and Windsor Mall environs	With the exclusion of the use/licensing of areas where specific facilities have been provided by Council, Per m2	\$110.25	M	X	<b>\$114.10</b>
PS.11.5	Elsewhere in Windsor, Richmond and North Richmond	Per m2	\$86.65	M	X	<b>\$89.70</b>
PS.11.6	Elsewhere in the city	Per m2	\$64.15	M	X	<b>\$66.40</b>
<b>LEASE FEES</b>						
PS.12	PEXA Registration Fee	Charge per document requiring registration Plus any other applicable fees for related documents eg. Plans or leases		R	Y	<b>POA</b>

Index	Fee Description	Conditions	2022/23 Fees (GST Incl)	Pricing Policy	GST	2023/24 Fees (GST Incl)
<b>PS.13</b>	<b>Lease or Licence to Community and Not-for-Profit Organisations</b>	<b>Leasing of Council owned or managed properties</b>				
PS.13.1	Lease preparation fee	Per lease or licence		M	Y	<b>\$797.50</b>
PS.13.2	Minimum annual rental	Annual charge per lease or licence, in line with the minimum Crown Land rental as advertised on the Crown Lands' website		S	X	<b>POA</b>
<b>GOVERNANCE</b>						
<b>ACCESS TO INFORMATION</b>						
<b>CG.1</b>	<b>Government Information (Public Access) Act</b>					
<b>CG.1.1</b>	<b>Formal Access Applications</b>					
CG.1.2	Application Fee	The application fee counts as payment towards any processing charge payable	\$30.00	S	X	<b>\$30.00</b>
CG.1.3	Processing Fee	Per hour	\$30.00	S	X	<b>\$30.00</b>
CG.1.4	Financial hardship and/or special public benefit reasons	50% reduction to final processing fee	POA	S	X	<b>POA</b>
CG.1.5	Internal Review Application Fee	No further processing fees apply to internal reviews	\$40.00	S	X	<b>\$40.00</b>
<b>CG.1.6</b>	<b>Formal Access Applications by natural persons for their personal information only</b>					
CG.1.7	Application fee	The application fee counts as payment towards any processing charge payable	\$30.00	S	X	<b>\$30.00</b>
CG.1.8	Processing fee	Per hour, after the first 20 hours	\$30.00	S	X	<b>\$30.00</b>
CG.1.9	Financial hardship and/ special public benefit reasons	50% reduction to final processing fee	POA	S	X	<b>POA</b>
<b>CG.1.10</b>	<b>Informal Access Applications</b>					
CG.1.11	Inspections of documents at Council Offices		Free	S		<b>Free</b>
CG.1.12	Informal Processing Fee – Building and Development	Per hour	\$55.00	F	X	<b>\$55.00</b>
CG.1.13	Informal Processing Fee – Other Requests	Per hour	\$21.00	F	F	<b>\$21.00</b>
<b>PRINTING AND SIGNWRITING FEES</b>						
<b>CG.2</b>	<b>Printing and Signwriting</b>	<b>External Organisations</b>				
<b>CG.2.1</b>	<b>Materials and machines costs</b>	Plus wages costs, Plus up to 40% overheads fee	<b>POA</b>	<b>F</b>	<b>Y</b>	<b>POA</b>
<b>CG.2.2</b>	<b>Photocopies</b>					
CG.2.3	Black and white – A4	Per copy	\$0.96	F	Y	<b>\$0.99</b>
CG.2.4	Black and white – A3	Per copy	\$1.92	F	Y	<b>\$1.99</b>
CG.2.5	Colour – A4	Per copy	\$2.23	F	Y	<b>\$2.31</b>
CG.2.6	Colour – A3	Per copy	\$4.53	F	Y	<b>\$4.69</b>
<b>CG.2.7</b>	<b>Banners</b>	<b>External Organisations</b>				
CG.2.8	Supply of completed banner	Per linear metre	\$119.30	P	Y	<b>\$123.48</b>
<b>SALE OF DOCUMENTS</b>						
<b>CG.3</b>	<b>Operational Plan and Delivery Program</b>					
CG.3.1	Internet		Free	N		<b>Free</b>
CG.3.2	Hard Copy		\$88.85	P	X	<b>\$91.95</b>

Index	Fee Description	Conditions	2022/23 Fees (GST Incl)	Pricing Policy	GST	2023/24 Fees (GST Incl)
<b>CG.4</b>	<b>Annual Report</b>					
<b>CG.4.1</b>	<b>Full report</b>	<b>Annual Report, State of the Environment Report and Financial Statements</b>				
CG.4.2	Internet		Free	N		<b>Free</b>
CG.4.3	Hard copy	3 part document	\$55.15	F	X	<b>\$57.10</b>
<b>CG.4.4</b>	<b>Annual Report only</b>					
CG.4.5	Internet		Free	N		<b>Free</b>
CG.4.6	Hard copy (1 part document)	1 part document	\$25.90	F	X	<b>\$26.80</b>
<b>CG.5</b>	<b>State of the Environment Report only</b>					
CG.5.1	Internet		Free	N		<b>Free</b>
CG.5.2	Hard copy	1 part document	\$25.90	F	X	<b>\$26.80</b>
<b>CG.6</b>	<b>Financial Statements only</b>					
CG.6.1	Internet		Free	N		<b>Free</b>
CG.6.2	Hard copy	1 part document	\$14.60	F	X	<b>\$15.10</b>
<b>CG.7</b>	<b>Minute Book</b>					
CG.7.1	Copies of Minute Book	Per page	\$3.00	F	X	<b>\$3.11</b>
CG.7.2	Postage and packaging		POA	F	Y	<b>POA</b>
<b>CG.8</b>	<b>Council Meeting Business Paper</b>					
CG.8.1	Internet		Free	N		<b>Free</b>
<b>CG.9</b>	<b>Sale of Tender Documents</b>					
CG.9.1	Sale of Tender documents	At cost Printing, paper, expertise, overheads	POA	F	Y	<b>POA</b>
<b>SUBPOENAS</b>						
<b>CG.10</b>	<b>Photocopies</b>					
CG.10.1	Black and white - A4	Per copy	\$0.96	F	X	<b>\$0.99</b>
CG.10.2	Black and white - A3	Per copy	\$1.92	F	X	<b>\$1.99</b>
CG.10.3	Colour - A4	Per copy	\$2.23	F	X	<b>\$2.31</b>
CG.10.4	Colour - A3	Per copy	\$4.53	F	X	<b>\$4.69</b>
CG.10.5	Provision of Tapes, Discs and/or USB sticks	Each	\$46.10	F	X	<b>\$47.70</b>
<b>CG.10.6</b>	<b>Subpoenas served on council</b>					
CG.10.7	Application Fee for Subpoenas		\$88.50	F	X	<b>\$91.60</b>
CG.10.8	Additional charge for Subpoenas served under seven days		\$155.25	F	X	<b>\$160.70</b>
CG.10.9	Processing charge after the 1st hour	1st hour free Per hour or part thereof	\$109.20	F	X	<b>\$113.02</b>
<b>ARTS AND CULTURE – GALLERY AND MUSEUM</b>						
<b>REGIONAL GALLERY</b>						
<b>GM.1</b>	<b>Gallery Merchandise</b>					
<b>GM.1.1</b>	<b>Postcards, books, souvenirs, etc.</b>					
GM.1.2	Range- \$0.05 to POA	Per item	POA	R	Y	<b>POA</b>
GM.1.3	Commission fee on consignment stock	Range - 20% to 50% Per item	POA	R	Y	<b>POA</b>
GM.1.4	Commission fee on sale of artworks	20% - 40% Commission Per item	POA	R	Y	<b>POA</b>

Index	Fee Description	Conditions	2022/23 Fees (GST Incl)	Pricing Policy	GST	2023/24 Fees (GST Incl)
<b>GM.2</b>	<b>Gallery Activities</b>					
<b>GM.2.1</b>	<b>Activities range in complexity, amount of consumables and other resources</b>	<b>May be a basic activity or an activity involving e.g. an author, artist, performer, speaker, facilitator or a guided tour</b>				
GM.2.2	Range: free to POA	Per person	POA	P	Y	<b>POA</b>
GM.2.3	Range: free to POA	Per household, with up to 2 adults and all children under 18 residing at the same address Age ranges may apply to activities	POA	P	Y	<b>POA</b>
<b>GM.3</b>	<b>Gallery Education Programs</b>					
<b>GM.3.1</b>	<b>Basic activity or activity with facilitator, activity with materials etc.</b>					
GM.3.2	Range: free to POA	Per student	POA	P	Y	<b>POA</b>
GM.3.3	Range: free to POA	Per school group	POA	P	Y	<b>POA</b>
<b>GM.4</b>	<b>Gallery Exhibitions</b>					
<b>GM.4.1</b>	<b>Entry fee for special exhibitions</b>					
GM.4.2	Range: free to POA	Per person	POA	M	Y	<b>POA</b>
GM.4.3	Range: free to POA	Per household, with up to 2 adults and all children under 18 residing at the same address	POA	M	Y	<b>POA</b>
GM.4.4	Touring Exhibition Fee	Payment for exhibitions generated and toured by the Gallery	POA	M	Y	<b>POA</b>
<b>REGIONAL GALLERY ROOM HIRE</b>						
GM.5	Bond	Refundable	\$400.00	P	X	<b>\$414.00</b>
<b>GM.5.1</b>	<b>Gallery Room Hire</b>	<b>Dependant on the exhibition currently on show. Access conditions may apply. Paid Gallery staff in attendance is a requirement of hire conditions. Functions held 9am-5pm weekdays (which require additional staffing), after 5pm weekdays and all functions held on weekends attract additional staffing charges: Starting from \$200 for 4 hours for a single staff member, depending on the size of the event</b>	POA	R	Y	<b>POA</b>
GM.5.2	Monday – Friday between 9.00am – 5.00pm Not available on public holidays	Per hour Plus Fee GM.5.1 if applicable Minimum 3 hour hire	\$155.00	R	Y	<b>\$161.00</b>
GM.5.3	Monday – Friday 5.00pm – 12.00am (midnight) Saturday – Sunday 9.00am – 12.00am (midnight) Not available on public holidays	Per hour Plus Fee GM.5.1 if applicable Minimum 3 hour hire	\$185.00	R	Y	<b>\$192.00</b>
GM.5.4	Cleaning Fee – if additional cleaning is required	As per Fees FS.1 – FS.3	POA	F	Y	<b>POA</b>
GM.5.5	Breakages, loss or damage	Where applicable cost recovery for replacement or repairs of community rooms and kitchen contents or building plant and equipment	POA	F	Y	<b>POA</b>
GM.5.6	Security or staff call-out fee	As per Fees FS.1 – FS.3	POA	M	Y	<b>POA</b>
<b>REGIONAL MUSEUM</b>						
<b>GM.6</b>	<b>Museum Merchandise</b>					
<b>GM.6.1</b>	<b>Postcards, books, souvenirs, etc.</b>					
GM.6.2	Range- \$0.05 to POA	Per item	POA	R	Y	<b>POA</b>

Index	Fee Description	Conditions	2022/23 Fees (GST Incl)	Pricing Policy	GST	2023/24 Fees (GST Incl)
GM.6.3	Commission fee on consignment stock	Range - 20% to 50% Per item	POA	R	Y	POA
<b>GM.7</b>	<b>Museum Activities</b>					
<b>GM.7.1</b>	<b>Activities range in complexity, amount of consumables and other resources</b>	<b>May be a basic activity or an activity involving e.g. an author, artist, performer, speaker, facilitator or a guided tour</b>				
GM.7.2	Range: free to POA	Per person	POA	P	Y	POA
GM.7.3	Range: free to POA	Per household, with up to 2 adults and all children under 18 residing at the same address Age ranges may apply to activities	POA	P	Y	POA
<b>GM.8</b>	<b>Museum Education Programs</b>					
<b>GM.8.1</b>	<b>Basic activity or activity with facilitator; activity with materials, etc.</b>					
GM.8.2	Range: free to POA	Per student	POA	P	Y	POA
GM.8.3	Range: free to POA	Per school group	POA	P	Y	POA
<b>GM.9</b>	<b>Museum Exhibitions</b>					
<b>GM.9.1</b>	<b>Entry fee for special exhibitions</b>					
GM.9.2	Range: free to POA	Per person	POA	M	Y	POA
GM.9.3	Range: free to POA	Per household, with up to 2 adults and all children under 18 residing at the same address	POA	M	Y	POA
<b>GM.10</b>	<b>Access to Former Mortuary</b>	<b>Paid staff in attendance is a requirement of after hours access. After 5pm weekdays and on weekends: \$50 per hour for a single staff member</b>				
GM.10.1	Staff attendance charged on an hourly basis	Per hour or part thereof, (Minimum charge - \$53.00)	\$51.00	F	Y	\$53.00
<b>GM.11</b>	<b>Photographs and Images</b>	<b>Refer to Fees LS.3.1 - LS.3.10</b>				
<b>REGIONAL MUSEUM ROOM HIRE</b>						
GM.12	Bond	Refundable	\$400.00	P	X	\$414.00
GM.12.1	Museum Room Hire	Dependant on the exhibition currently on show. Paid Museum staff in attendance is a requirement of hire conditions. Functions held 9am-5pm weekdays (which require additional staffing), after 5pm weekdays and all functions held on weekends attract additional staffing charges: Starting from \$200 for 4 hours for a single staff member, depending on the size of the event	POA	R	Y	POA
GM.12.2	Hugh Williams Room only Monday - Friday 9.00am-5.00pm Not available on Public Holidays	Per hour Plus Fee GM.12.1 if applicable	\$39.00	R	Y	\$41.00
GM.12.3	Hugh Williams Room only Saturday - Sunday 9.00am-12.00am (midnight) Monday - Friday 5.00pm - 12.00am (midnight) Not available on Public Holidays	Per hour Plus Fee GM.12.1 if applicable	\$45.00	R	Y	\$47.00
GM.12.4	Hugh Williams Room and Museum exhibition areas Monday - Friday 9.00am - 5.00pm Not available on Public Holidays	Per hour Plus Fee GM.12.1 if applicable	\$155.00	R	Y	\$161.00



Index	Fee Description	Conditions	2022/23 Fees (GST Incl)	Pricing Policy	GST	2023/24 Fees (GST Incl)
GM.12.5	Hugh Williams Room and Museum exhibition areas Monday – Friday 5.00pm –12.00am (midnight) Saturday – Sunday 9.00am –12.00am (midnight) Not available on Public Holidays	Per hour Plus Fee GM.12.1 if applicable	\$185.00	R	Y	<b>\$192.00</b>
GM.12.6	Howe House Monday – Friday 9.00am – 5.00pm Not available on Public Holidays	Per hour Plus Fee GM.12.1 if applicable	\$60.00	R	Y	<b>\$63.00</b>
GM.12.7	Howe House Monday – Friday 5.00pm – 12.00am (midnight) Saturday – Sunday 9.00am –12.00am (midnight) Not available on Public Holidays	Per hour Plus Fee GM.12.1 if applicable	\$100.00	R	Y	<b>\$105.00</b>
GM.12.8	Hugh Williams Room, Museum exhibition areas and Howe House Monday – Friday 9.00am – 5.00pm Not available on Public Holidays	Per hour Plus Fee GM.12.1 if applicable	\$200.00	R	Y	<b>\$210.00</b>
GM.12.9	Hugh Williams Room, Museum exhibition areas and Howe House Monday – Friday 5.00pm – 12.00am (midnight) Saturday – Sunday 9.00am –12.00am (midnight) Not available on Public Holidays	Per hour Plus Fee GM.12.1 if applicable	\$230.00	R	Y	<b>\$240.00</b>
GM.12.10	Cleaning Fee	As per Fees FS.1 – FS.3	POA	F	Y	<b>POA</b>
GM.12.11	Breakages, loss or damage	Where applicable cost recovery for replacement or repairs of community rooms and kitchen contents or building plant and equipment	POA	F	Y	<b>POA</b>
GM.12.12	Security or staff call-out fee	As per Fees FS.1 – FS.3	POA	M	Y	<b>POA</b>
<b>ARTS AND CULTURE – LIBRARY SERVICES</b>						
<b>LIBRARY SALES</b>						
<b>LS.1</b>	<b>Merchandise</b>	<b>Library bags, maps, plastic, etc.</b>				
LS.1.1	Range- \$0.05 to POA	Per item	POA	R	Y	<b>POA</b>
LS.1.2	Commission fee on consignment stock	Range - 20% to 50% Per item	POA	R	Y	<b>POA</b>
<b>LIBRARY ACTIVITIES</b>						
<b>LS.2</b>	<b>Library Activities</b>					
<b>LS.2.1</b>	<b>Activities range in complexity, amount of consumables and other resources</b>	<b>May be a basic activity or an activity involving e.g. an author, artist, performer, speaker, facilitator or a guided tour or school program</b>				
LS.2.2	Range: free to POA	Per person	POA	P	Y	<b>POA</b>
LS.2.3	Range: free to POA	Per group	POA	P	Y	<b>POA</b>
<b>LS.3</b>	<b>Images and Copying</b>					
<b>LS.3.1</b>	<b>Supply of digital copies of images or materials from the Local Studies Collection</b>					
LS.3.2	Low resolution digital images downloaded from the Library website	For personal use only e.g. Private research or display, reference and study purposes, presentations Image/s not used for commercial purposes or reproduction	Free	N		<b>Free</b>

Index	Fee Description	Conditions	2022/23 Fees (GST Incl)	Pricing Policy	GST	2023/24 Fees (GST Incl)
LS.3.3	General purpose digital files	For personal use only e.g. Private research or display, reference and study purposes, presentations Image/s not used for commercial purposes or reproduction \$20.00 plus Fee LS.17	POA	P	X	<b>POA</b>
LS.3.4	High resolution digital files	For personal use only e.g. Private research or display, reference and study purposes, presentations Image/s not used for commercial purposes or reproduction \$40.00 plus Fee LS.17	POA	P	X	<b>POA</b>
<b>LS.3.5</b>	<b>Reproduction Fee – where photograph is owned by Council</b>	<b>Reproduction rights are not granted with the download or purchase of any digital file of photographs or images. If you would like to publish an image please complete a Permission to publish form. Email history@hawkesbury.nsw.gov.au</b>				
LS.3.6	Reproduction Fee for Local Community Groups	Free plus cost of supply of photograph file; Fees LS.3.1 – LS.3.4 plus; Fee LS.17	POA	R	Y	<b>POA</b>
LS.3.7	Reproduction Fee		POA	R	Y	<b>POA</b>
<b>LS.3.8</b>	<b>Photograph and Scan Delivery</b>	<b>General purpose digital files may be emailed. High resolution digital files must be delivered using online delivery service. Fees apply for supply of a USB and postage and handling, where applicable</b>				
LS.3.9	USB	Refer to Fee LS.1	POA	F	Y	POA
LS.3.10	Postage and handling within Australia	Recovery of postage and handling costs	\$12.00	F	Y	<b>\$12.00</b>
LS.4	Card replacement	Borrower's cards – lost or damaged Original card is free	\$4.20	F	X	<b>\$4.20</b>
LS.5	Public Computer Visitor Card – One day	Cost per day Time limits apply Wireless access is free of charge	\$4.20	R	Y	<b>\$4.20</b>
LS.6	Public Computer Visitor Card – One week	Cost per week Time limits apply Wireless access is free of charge	\$16.50	R	Y	<b>\$16.50</b>
LS.7	Temporary library membership	Fee for three month temporary Library membership for non-residents who live outside of NSW or unable to provide ID, as well as overseas visitors	\$33.00	F	F	<b>\$33.00</b>
LS.8	Ex-Library stock, donations including books and AV formats (poor/good condition) sales		POA	P	Y	<b>POA</b>
<b>LS.9</b>	<b>Inter Library Loan from a Special or Uni Library</b>	<b>Where applicable, cost recovery of outsourced service Plus Fees LS.9.1</b>				
LS.9.1	Inter Library Loan handling fee	Per item	\$4.20	P	Y	<b>\$4.20</b>
LS.9.2	Book or Journal Articles – Black and white	First 25 pages Plus Fee LS.9.3 where applicable	POA	E	Y	<b>POA</b>
LS.9.3	Additional 25 pages		POA	E	Y	<b>POA</b>
LS.9.4	Colour copies		POA	E	Y	<b>POA</b>
LS.9.5	Lost or damaged inter library loan items		POA	E	X	<b>POA</b>
<b>LS.10</b>	<b>Damaged, Lost or Non repairable items</b>					
<b>LS.10.1</b>	<b>Non repairable or Lost item or component of a kit</b>					
LS.10.2	Replacement cost	Plus Fee LS.10.3	POA	F	X	<b>POA</b>
LS.10.3	Processing fee		\$10.20	P	X	<b>\$10.60</b>

Index	Fee Description	Conditions	2022/23 Fees (GST Incl)	Pricing Policy	GST	2023/24 Fees (GST Incl)
LS.11	Repairable damaged item		\$12.40	P	X	<b>\$12.90</b>
<b>LS.12</b>	<b>Photocopies and Printouts</b>	<b>Black and white</b>				
LS.12.1	A4 size		\$0.20	F	Y	<b>\$0.20</b>
LS.12.2	A3 size		\$0.40	F	Y	<b>\$0.40</b>
<b>LS.13</b>	<b>Photocopies and Printouts</b>	<b>Colour</b>				
LS.13.1	A4 size		\$1.00	R	Y	<b>\$1.00</b>
LS.13.2	A3 size		\$2.00	R	Y	<b>\$2.00</b>
LS.14	Reader printer	Microfilm/Microfiche	\$0.20	R	Y	<b>\$0.20</b>
LS.15	Scanning - self service		Free	N		<b>Free</b>
LS.16	Scanning service	Per page	\$0.20	P	Y	<b>\$0.20</b>
LS.17	Research fee including local studies, reference and reproduction search fee	As per Fee FS.2	POA	P	F	<b>POA</b>
LS.18	Invigilator service (Exam supervision)	\$50 per hour to cover cost of staff member Hire of suitable meeting room is student responsibility	POA	P	Y	<b>POA</b>
LS.19	Book Club kits	Per Book Club Valid for 1 year, includes up to 8 books in a set and reading notes. Up to 11 sets in a year	\$50.00	P	F	<b>\$52.00</b>
LS.20	Disc cleaning (DVD/CD)	Per disc One week turnaround	\$2.20	P	Y	<b>\$2.30</b>
LS.21	3D Printing	Fee payable for single print up to 20 grams of filament plus \$0.25 per gram thereafter	\$10.00	P	Y	<b>\$10.40</b>
<b>MEETING ROOMS</b>						
<b>LS.21</b>	<b>Bond</b>	<b>Refundable bond - applicable to all hirers</b>	<b>\$100.00</b>	<b>P</b>	<b>X</b>	<b>\$105.00</b>
LS.21.1	Administration Fee - Local Community Groups (Refer to Fees and Charges Explanatory Notes)	Per annum	\$15.50	P	Y	<b>\$20.00</b>
<b>LS.22</b>	<b>Meeting Rooms Hire</b>					
<b>LS.22.1</b>	<b>Tebbutt Room</b>					
LS.22.2	Category A - Local Community Groups	(Refer to Fees and Charges Explanatory Notes)	Free	N		<b>Free</b>
LS.22.3	Category B - Community Organisations	(Refer to Fees and Charges Explanatory Notes)	\$20.00	P	Y	<b>\$21.00</b>
LS.22.4	Category C - Business hire	(Refer to Fees and Charges Explanatory Notes) Monday - Friday 8.30am - 10.30pm Saturday - Sunday 9.00am - 10.30pm Not available on Public Holidays Per hour	\$40.00	M	Y	<b>\$42.00</b>
<b>LS.22.5</b>	<b>Stan Stevens Studio</b>					
LS.22.6	Category A - Local Community Groups	(Refer to Fees and Charges Explanatory Notes)	Free	N		<b>Free</b>
LS.22.7	Category B - Community Organisations	(Refer to Fees and Charges Explanatory Notes)	\$14.50	P	Y	<b>\$17.00</b>
LS.22.8	Category C - Business hire	(Refer to Fees and Charges Explanatory Notes) Monday - Friday 8.30am - 10.30pm Saturday - Sunday 9.00am - 10.30pm Not available on Public Holidays Per hour	\$29.00	M	Y	<b>\$34.00</b>

Index	Fee Description	Conditions	2022/23 Fees (GST Incl)	Pricing Policy	GST	2023/24 Fees (GST Incl)
<b>LS.22.9</b>	<b>Rozzoli Room</b>					
LS.22.10	Category A - Local Community Groups	(Refer to Fees and Charges Explanatory Notes)	Free	N		<b>Free</b>
LS.22.11	Category B - Community Organisations	(Refer to Fees and Charges Explanatory Notes)	\$10.50	P	Y	<b>\$11.00</b>
LS.22.12	Category C - Business hire	(Refer to Fees and Charges Explanatory Notes) Monday - Friday 8.30am - 10.30pm Saturday - Sunday 9.00am - 10.30pm Not available on Public Holidays Per hour	\$21.00	M	Y	<b>\$22.00</b>
LS.22.13	Meeting Rooms and Kitchens Cleaning Fee	Applicable to Local Community Groups and hirers As per Fees FS.1 - FS.3	POA	F	Y	<b>POA</b>
LS.22.14	Security or staff call-out Fee	Applicable to Local Community Groups and hirers As per Fees FS.1 - FS.3	POA	M	Y	<b>POA</b>
LS.22.15	Replacement of Meeting Room access card	Community Room Access	\$25.50	R	X	<b>\$30.00</b>
LS.22.16	Cancellation Fee	Bookings cancelled within five business days prior to booking will be required to pay the standard hire fee	POA	M	X	<b>POA</b>
<b>LS.22.17</b>	<b>Equipment Hire</b>					
LS.22.18	Refundable bond on equipment	Applicable to Local Community Groups and hirers	POA	P	X	<b>POA</b>
LS.22.19	Failure to pack up equipment and furniture fee	Applicable to Local Community Groups and hirers As per Fees FS.1 - FS.3	POA	M	Y	<b>POA</b>
LS.22.20	Breakages, loss or damage	Applicable to Local Community groups and hirers. Cost recovery for replacement or repair of meeting rooms and kitchen contents or building plant and equipment.	POA	F	Y	<b>POA</b>
<b>FINANCIAL SERVICES</b>						
<b>PROFESSIONAL AND ADMINISTRATION FEES</b>						
FS.1	Staff technical/professional project services- General Manager, Directors, General Counsel, Managers	Per hour or part thereof (Min \$195.87)	\$189.25	M	Y	<b>\$195.87</b>
FS.2	Staff technical/professional project services- General	Per hour or part thereof (Min \$146.92)	\$141.95	M	Y	<b>\$146.92</b>
FS.3	Staff technical/professional project services- Administrative/Clerical	Per hour or part thereof (Min \$97.96)	\$94.65	M	Y	<b>\$97.96</b>
<b>ADMINISTRATION CHARGES</b>						
FS.4	Refunds Requests		\$46.40	P	Y	<b>\$42.15</b>
FS.5	Administration Fee for cancelled, dishonoured or disputed payments	Plus additional charges from bank for trace, recall, dishonour or chargeback	\$58.95	F	Y	<b>\$45.00</b>
FS.6	Private Works Administration Charges	Up to 20% of cost	POA	F	Y	<b>POA</b>
FS.7	Administration Charges for Grant Reporting - Council as an Agent	As negotiated between parties prior to agreement for Council to administer grant	POA	F	Y	<b>POA</b>
FS.8	Project Management Charges for Delivery of Works - Council as an Agent	As negotiated between parties prior to agreement for Council to manage project	POA	F	Y	<b>POA</b>
FS.9	Copy of Rate Notice		\$22.45	F	X	<b>\$25.00</b>

Index	Fee Description	Conditions	2022/23 Fees (GST Incl)	Pricing Policy	GST	2023/24 Fees (GST Incl)
<b>SECTION 603 CERTIFICATES</b>						
FS.14	S.603 Certificate	or as determined by Legislation	\$90.00	S	X	<b>\$95.00</b>
FS.15	S.603 Certificate Urgency Fee	Plus Fee FS.14	\$59.65	F	X	<b>\$30.00</b>
<b>GENERAL COUNSEL</b>						
<b>LEGAL CHARGES</b>						
FS.18	Court Fees	as per Court Fees Schedule	POA	E	X	<b>POA</b>





**Address** 366 George Street, Windsor NSW 2756  
**Mailing Address** PO Box 146, Windsor NSW 2756  
**Phone** (02) 4560 4444  
**Email** [council@hawkesbury.nsw.gov.au](mailto:council@hawkesbury.nsw.gov.au)  
**Website** [www.hawkesbury.nsw.gov.au](http://www.hawkesbury.nsw.gov.au)  
**Office Hours** Monday to Friday 8:30am – 5pm